



NAMIBIA COVID-19 SITUATION REPORT NO. 573

Outbreak Name	COVID-19 outbreak	Country affected	Namibia
Date & Time	12 October 2021 17h00	Investigation start Date	13 March 2020
Prepared by	Surveillance Team		

HIGHLIGHTS/SITUATION UPDATE (12/10/2021)

CUMULATIVE	TOTAL TODAY
Tested 726 107	Tested 2 111
Confirmed 128 214	Confirmed 27
Active 870	Active 870
Recoveries 123 798	Recoveries 62
Vaccinated 1 st doses 290 624 2 nd doses 187 882	Vaccinated 1 st doses 1 929 2 nd doses 1 492
Deaths 3 534	Deaths 5

- A total of **128 214** cases have been recorded to-date, representing **5%** of the total population (**2 550 226**).
- More female cases **68 227 (53%)** have been recorded.
- Of the total confirmed cases, **4 346 (3%)** are Health Workers, with no new confirmation today.
 - 3 627 (83%) State; 711 (16%) Private, 8 (0.2%) Non-Governmental Organizations.
 - 4 303 (99%) recoveries and 25 (0.6%) deaths.
- The recovery rate now stands at **97%**.
- Khomas and Erongo regions reported the highest number of cases with **41 629 (33%)** and **18 295 (14%)** respectively.
- Of the total fatalities, **3 246 (92%)** are COVID-19 deaths while **288 (8%)** are COVID-19 related deaths. The case fatality rate now stands at **2.8%**.

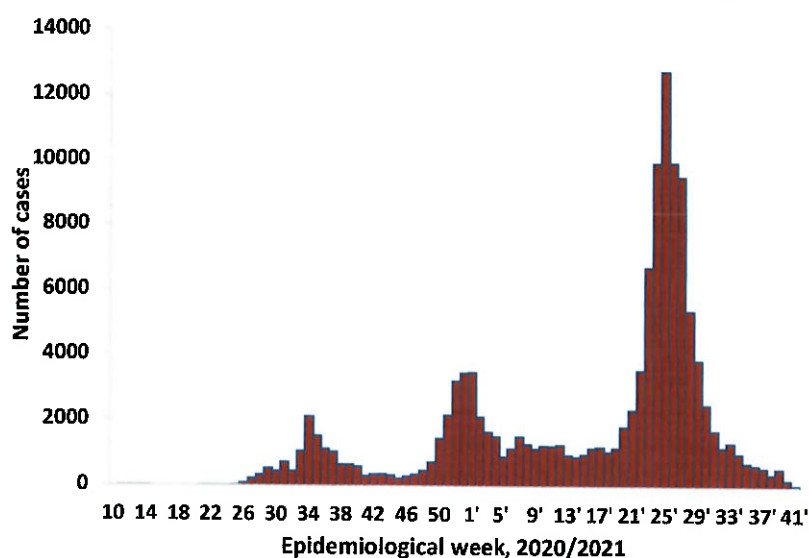
Table 1: Distribution of confirmed COVID-19 cases by region, 12 October 2021

Region	Total cases daily	Total No. of cases	Active cases	Recoveries	Cumulative Deaths	Cumulative deaths with co-morbidities	Non-COVID deaths	Health Workers
Erongo	0	18 295	16	17 863	411	341	5	417
Hardap	0	7 598	35	7 305	258	161	0	133
Kharas	6	7 829	17	7 663	149	128	0	242
Kavango East	2	5 506	9	5 301	195	117	1	246
Kavango West	0	640	1	621	18	16	0	38
Khomas	4	41 629	425	40 341	862	674	1	1 493
Kunene	0	3 720	56	3 544	120	88	0	97
Oshana	7	5 057	123	4 779	153	95	2	162
Omaheke	0	3 985	3	3 731	251	173	0	122
Omusati	0	5 701	22	5 452	227	136	0	181
Oshana	8	9 102	124	8 647	330	196	1	527
Oshikoto	0	6 745	28	6 542	173	138	2	319
Otjozondjupa	0	9 412	2	9 138	272	185	0	263
Zambezi	0	2 995	9	2 871	115	66	0	106
Total	27	128 214	870	123 798	3 534	2 514	12	4 346

EPIDEMIOLOGICAL SITUATION IN NAMIBIA

Table 2: The current distribution for hospitalization of confirmed cases by region, 12 October 2021

Region	Hospitalized confirmed cases	Intensive Care Unit
Erongo	4	0
Hardap	3	0
Kharas	4	0
Kavango East	6	0
Kavango West	1	0
Khomas	11	1
Kunene	5	0
Ohangwena	3	0
Omaheke	0	0
Omusati	5	0
Oshana	9	3
Oshikoto	4	1
Otjozondjupa	0	0
Zambezi	0	0
Total	55	5



- The highest peak of **12 787 (10%)** cases was recorded during week 25 of 2021 (Figure 1).
- After a peak in epi-week 25, the country has seen a gradual reduction in the average number of confirmed cases from 1 598 to 29 in epi-week 40.
- The number of cases have plateaued in the last five weeks as seen in the graph.

- The National Call Center continues operations for 24 hours daily.
- Today (12/10/2021), **544** calls were answered.

Figure 1: Epi-curve for confirmed COVID-19 cases, 12 October 2021

- The laboratory testing capacity has been enhanced; with a total of fifteen (15) laboratories carrying out the testing of samples: NIP, Path-Care, UNAM Molecular, Central Veterinary Laboratory, Namib Poultry, NAMDEB, NamPath, Namibia Central Pathology, DiagnoLab, High Care, Alpha Medical Laboratory, Des-Jo Medical Test Centre, ProQuest Diagnostic Laboratory, MAXI and Medlink Laboratory Services.
- To date, **726 107** tests (including **14 307** re-tests) have been conducted by authorized laboratories.
- Since the beginning of the outbreak, **144 859** contacts of confirmed cases have been identified, **119** new contacts were identified within the last 24 hours from 11 regions.
- Cumulatively, **142 347** contacts have completed their monitoring period, while **288** contacts are lost to follow-up and a total of **25 301 (20%)** contacts of confirmed cases have tested positive.
- Today, **351 (56%)** out of **627** active contacts were monitored.

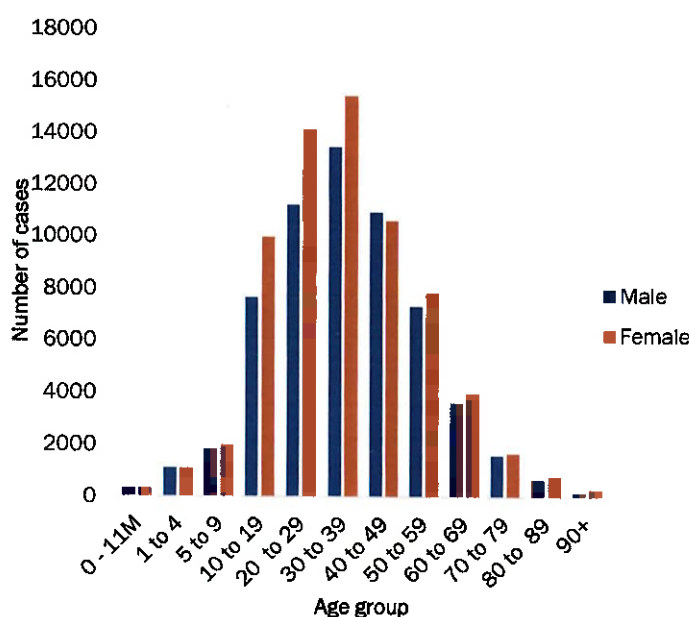
Table 3: COVID-19 specimen recorded at the Laboratories 12 October 2021

VARIABLES	TOTAL
Total samples received by the Laboratory	726 224
Total samples tested	711 800
Total samples re-tested	14 307
Total positive results	128 214
Total negative results	583 572
Total samples discarded	117
Invalid results	0
Total pending results	7
Indeterminant/Inconclusive	7
Suspected cases in 24 hours (excluding re-tests)	2 108

Table 4: Number of people in quarantine, 12 October 2021

Region	Newly quarantined 24 hours	Cumulative number	Number discharged	Number in quarantine now
Erongo	0	6 931	6 891	40
Hardap	2	3 168	3 161	7
Kavango (East and West)	0	1 673	1 673	0
Khomas	0	3 697	3 697	0
Kharas	0	9 909	9 809	100
Kunene	0	6 493	6 293	200
Ohangwena	0	695	695	0
Omaheke	0	15 835	15 746	89
Omusati	0	3 191	3 165	26
Oshana	0	400	400	0
Oshikoto	65	23 627	23 472	155
Otjozondjupa	0	1 804	1 798	6
Zambezi	0	2 026	1 991	35
Total	67	79 449	78 791	658

- Since March 2020, **79 449** people have been placed into quarantine around the country.
- A total of **658** people are currently in quarantine, with **67** admissions.



- Of the total confirmed cases, **75 818 (59%)** are in the 20-49 years age-brackets which constitutes the majority of the recorded cases.
- A total of **21 491 (17%)** of the confirmed cases are among the 5-19 years category.
- A total of **15 158 (12%)** of the confirmed cases are among the 50 - 59 years group.
- The under 5 years age group make up **2 909 (2%)** of the total cases whereas, **12 838 (10%)** are above 60 years of age.

Figure 2: Age and Sex distribution of COVID-19 confirmed cases 12 October 2021

Table 5: Summary of COVID-19 vaccine doses administered, 12 October 2021

Region	Cumulative no. of persons vaccinated with doses of Sinopharm, AstraZeneca, Sputnik V, Pfizer and Jassen & Johnson		Targeted Population	Vaccination Coverage (%)	Cumulative no. of Healthcare Workers vaccinated with doses of Sinopharm, AstraZeneca, Sputnik V, Pfizer and Jassen & Johnson	
	1 st doses	Fully vaccinated			1 st doses	Fully vaccinated
Erongo	30 555	23 956	121 682	19%	1 099	789
Hardap	18 421	13 876	56 741	24%	470	377
Kharas	13 008	10 196	55 489	18%	626	334
Kavango East	14 650	9 002	117 665	7%	948	654
Kavango West	7 141	5 914	29 228	19%	341	276
Khomas	76 434	58 167	286 641	20%	3 568	2 480
Kunene	17 186	11 477	66 499	16%	623	384
Ohangwena	20 039	14 121	164 102	8%	688	492
Omaheke	13 536	8 606	51 765	16%	350	229
Omusati	19 642	14 585	139 451	10%	854	610
Oshana	17 188	13 244	126 374	10%	1 343	1 016
Oshikoto	16 100	12 070	124 395	9%	763	645
Otjozondjupa	22 186	17 324	97 903	17%	762	537
Zambezi	4 538	3 586	63 106	5%	517	471
Total	290 624	216 124	1 501 041	14%	12 952	9 294

PUBLIC HEALTH ACTION (S)

- The COVID-19 vaccination programme is ongoing throughout the country.
- Public Health measures continue to be enforced as the situation is closely monitored.
- The government and development partners continue to prioritize the continuation of essential health services.


CHALLENGES

- Poor adherence to COVID-19 Infection Prevention and Control (IPC) measures by the general public.


RECOMMENDATIONS

- Continue to give awareness on the importance of adhering to COVID-19 IPC measures; with the involvement of the Security Cluster.

APPROVED




INCIDENT MANAGER
12 OCTOBER 2021



SECRETARIAT

For enquiries, please contact
Namibia Public Health Emergency Operations Centre;

 PHEOC@mhss.gov.na

 0800 100 100

 0851 100 100