



NAMIBIA COVID-19 SITUATION REPORT NO. 574

Outbreak Name	COVID-19 outbreak	Country affected	Namibia
Date & Time	13 October 2021 17h00	Investigation start Date	13 March 2020
Prepared by	Surveillance Team		

HIGHLIGHTS/SITUATION UPDATE (13/10/2021)

CUMULATIVE	TOTAL TODAY
Tested 727 230	Tested 1 123
Confirmed 128 239	Confirmed 25
Active 869	Active 869
Recoveries 123 820	Recoveries 22
Vaccinated 1 st doses 290 624 2 nd doses 189 449	Vaccinated 1 st doses 2 314 2 nd doses 1 567
Deaths 3 538	Deaths 4

- A total of **128 239** cases have been recorded to-date, representing **5%** of the total population (**2 550 226**).
- More female cases **68 248 (53%)** have been recorded.
- Of the total confirmed cases, **4 347 (3%)** are Health Workers, with no new confirmation today.
 - 3 628 (83%) State; 711 (16%) Private, 8 (0.2%) Non-Governmental Organizations.
 - 4 303 (99%) recoveries and 25 (0.6%) deaths.
- The recovery rate now stands at **97%**.
- Khomas and Erongo regions reported the highest number of cases with **41 637 (32%)** and **18 295 (14%)** respectively.
- Of the total fatalities, **3 250 (92%)** are COVID-19 deaths while **288 (8%)** are COVID-19 related deaths. The case fatality rate now stands at **2.8%**.

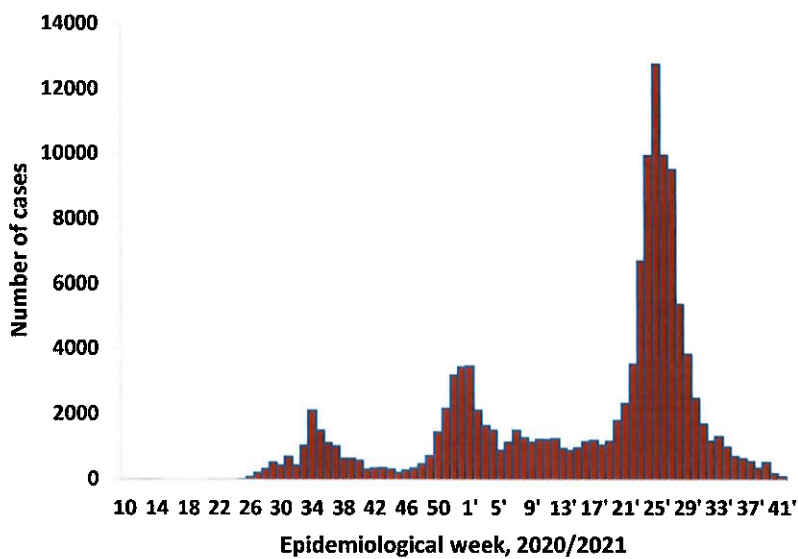
Table 1: Distribution of confirmed COVID-19 cases by region, 13 October 2021

Region	Total cases daily	Total No. of cases	Active cases	Recoveries	Cumulative Deaths	Cumulative deaths with co-morbidities	Non-COVID deaths	Health Workers
Erongo	0	18 295	16	17 863	411	341	5	417
Hardap	0	7 598	34	7 306	258	161	0	133
Kharas	2	7 831	19	7 663	149	128	0	242
Kavango East	1	5 507	8	5 301	197	118	1	246
Kavango West	0	640	1	621	18	16	0	38
Khomas	8	41 637	430	40 344	862	674	1	1 493
Kunene	1	3 721	57	3 544	120	88	0	97
Ohangwena	3	5 060	115	4 790	153	95	2	162
Omaheke	0	3 985	3	3 731	251	173	0	122
Omusati	2	5 703	18	5 457	228	137	0	181
Oshana	3	9 105	126	8 648	330	196	1	527
Oshikoto	2	6 747	30	6 542	173	138	2	319
Otjozondjupa	1	9 413	3	9 138	272	185	0	264
Zambezi	2	2 997	9	2 872	116	67	0	106
Total	25	128 239	869	123 820	3 538	2 517	12	4 347

EPIDEMIOLOGICAL SITUATION IN NAMIBIA

Table 2: The current distribution for hospitalization of confirmed cases by region, 13 October 2021

Region	Hospitalized confirmed cases	Intensive Care Unit
Erongo	2	0
Hardap	1	0
Kharas	4	0
Kavango East	6	0
Kavango West	1	0
Khomas	8	1
Kunene	5	0
Ohangwena	5	0
Omaheke	0	0
Omusati	5	0
Oshana	8	3
Oshikoto	4	1
Otjozondjupa	0	0
Zambezi	0	0
Total	49	5



- The highest peak of **12 787 (10%)** cases was recorded during week 25 of 2021 (Figure 1).
- After a peak in epi-week 25, the country has seen a gradual reduction in the average number of confirmed cases from 1 598 to 29 in epi-week 40.
- The number of cases have plateaued in the last five weeks as seen in the graph.

- The National Call Center continues operations for 24 hours daily.
- Today (13/10/2021), **587** calls were answered.

Figure 1: Epi-curve for confirmed COVID-19 cases, 13 October 2021

- The laboratory testing capacity has been enhanced; with a total of fifteen (17) laboratories carrying out the testing of samples: NIP, Path-Care, UNAM Molecular, Central Veterinary Laboratory, Namib Poultry, NAMDEB, NamPath, Namibia Central Pathology, DiagnoLab, High Care, Alpha Medical Laboratory, Des-Jo Medical Test Centre, ProQuest Diagnostic Laboratory, MAXI and Medlink Laboratory Services.
- To date, **727 230** tests (including **14 308** re-tests) have been conducted by authorized laboratories.
- Since the beginning of the outbreak, **144 831** contacts of confirmed cases have been identified, **22** new contacts were identified within the last 24 hours from 10 regions.
- Cumulatively, **142 442** contacts have completed their monitoring period, while **288** contacts are lost to follow-up and a total of **25 301 (20%)** contacts of confirmed cases have tested positive.
- Today, **405 (69%)** out of **588** active contacts were monitored.

Table 3: COVID-19 specimen recorded at the Laboratories 13 October 2021

VARIABLES	TOTAL
Total samples received by the Laboratory	727 347
Total samples tested	712 922
Total samples re-tested	14 308
Total positive results	128 239
Total negative results	584 669
Total samples discarded	117
Invalid results	0
Total pending results	7
Indeterminant/Inconclusive	7
Suspected cases in 24 hours (excluding re-tests)	1 122

Table 4: Number of people in quarantine, 13 October 2021

Region	Newly quarantined 24 hours	Cumulative number	Number discharged	Number in quarantine now
Erongo	0	6 931	6 891	40
Hardap	0	3 168	3 161	7
Kavango (East and West)	0	1 673	1 673	0
Khomas	0	3 697	3 697	0
Kharas	0	9 909	9 809	100
Kunene	0	6 493	6 293	200
Ohangwena	0	695	695	0
Omaheke	0	15 835	15 746	89
Omusati	0	3 191	3 165	26
Oshana	0	400	400	0
Oshikoto	35	23 662	23 539	123
Otjozondjupa	0	1 804	1 798	6
Zambezi	0	2 026	1 991	35
Total	35	79 484	78 858	626

- Since March 2020, **79 484** people have been placed into quarantine around the country.
- A total of **626** people are currently in quarantine, with **35** admissions.

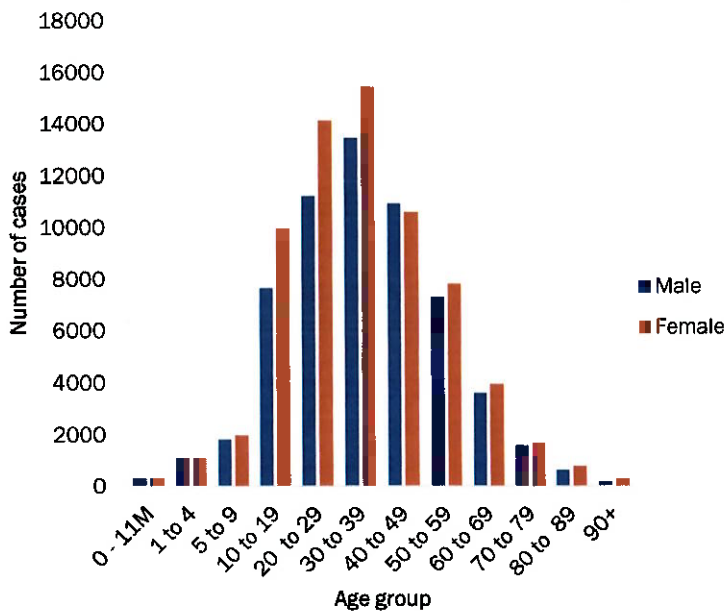


Figure 2: Age and Sex distribution of COVID-19 confirmed cases 13 October 2021

- Of the total confirmed cases, **75 833 (59%)** are in the 20-49 years age-brackets which constitutes the majority of the recorded cases.
- A total of **21 495 (17%)** of the confirmed cases are among the 5-19 years category.
- A total of **15 160 (12%)** of the confirmed cases are among the 50 - 59 years group.
- The under 5 years age group make up **2 910 (2%)** of the total cases whereas, **12 841 (10%)** are above 60 years of age.

Table 5: Summary of COVID-19 vaccine doses administered, 13 October 2021

Region	Cumulative no. of persons vaccinated with doses of Sinopharm, AstraZeneca, Sputnik V, Pfizer and Jassen & Johnson		Targeted Population	Vaccination Coverage (%)	Cumulative no. of Healthcare Workers vaccinated with doses of Sinopharm, AstraZeneca, Sputnik V, Pfizer and Jassen & Johnson	
	1 st doses	Fully vaccinated			1 st doses	Fully vaccinated
Erongo	30 756	24 285	121 682	20%		789
Hardap	18 542	14 074	56 741	25%		377
Kharas	13 078	10 312	55 489	19%		334
Kavango East	14 827	9 231	117 665	8%		654
Kavango West	7 190	6 038	29 228	21%		276
Khomas	76 806	58 699	286 641	20%		2 480
Kunene	17 350	11 673	66 499	18%		384
Ohangwena	20 160	14 280	164 102	9%		492
Omaheke	13 784	8 827	51 765	17%		229
Omusati	19 802	14 836	139 451	11%		610
Oshana	17 309	13 409	126 374	11%		1 016
Oshikoto	16 215	12 253	124 395	10%		645
Otjozondjupa	22 558	17 801	97 903	18%		537
Zambezi	4 561	3 624	63 106	6%		471
Total	292 938	219 342	1 501 041	15%		9 294

PUBLIC HEALTH ACTION (S)

- The COVID-19 vaccination programme is ongoing throughout the country.
- Public Health measures continue to be enforced as the situation is closely monitored.
- The government and development partners continue to prioritize the continuation of essential health services.


CHALLENGES

- Poor adherence to COVID-19 Infection Prevention and Control (IPC) measures by the general public.

RECOMMENDATIONS

- Continue to give awareness on the importance of adhering to COVID-19 IPC measures; with the involvement of the Security Cluster.

APPROVED




INCIDENT MANAGER
14 OCTOBER 2021




SECRETARIAT

For enquiries, please contact

Namibia Public Health Emergency Operations Centre;

 PHEOC@mhss.gov.na

 0800 100 100

 0851 100 100