



NAMIBIA COVID-19 SITUATION REPORT NO. 577

Outbreak Name	COVID-19 outbreak	Country affected	Namibia
Date & Time	16 October 2021 17h00	Investigation start Date	13 March 2020
Prepared by	Surveillance Team		

HIGHLIGHTS/SITUATION UPDATE (15/10/2021)

CUMULATIVE	TOTAL TODAY
Tested 732 414	Tested 1 649
Confirmed 128 353	Confirmed 25
Active 903	Active 903
Recoveries 123 898	Recoveries 18
Vaccinated 1 st doses 296974 2 nd doses 192 650	Vaccinated 1 st doses 565 2 nd doses 525
Deaths 3 540	Deaths 2

- A total of **128 353** cases have been recorded to-date, representing **5%** of the total population (**2 550 226**).
- More female cases **68 301 (53%)** have been recorded.
- Of the total confirmed cases, **4 349 (3%)** are Health Workers, with no new confirmation today.
 - 3 630 (83%) State; 711 (16%) Private, 8 (0.2%) Non-Governmental Organizations.
 - 4 340 (99%) recoveries and 25 (0.6%) deaths.
- The recovery rate now stands at **97%**.
- Khomas and Erongo regions reported the highest number of cases with **41 655 (32%)** and **18 299 (14%)** respectively.
- Of the total fatalities, **3 252 (92%)** are COVID-19 deaths while **288 (8%)** are COVID-19 related deaths. The case fatality rate now stands at **2.8%**.

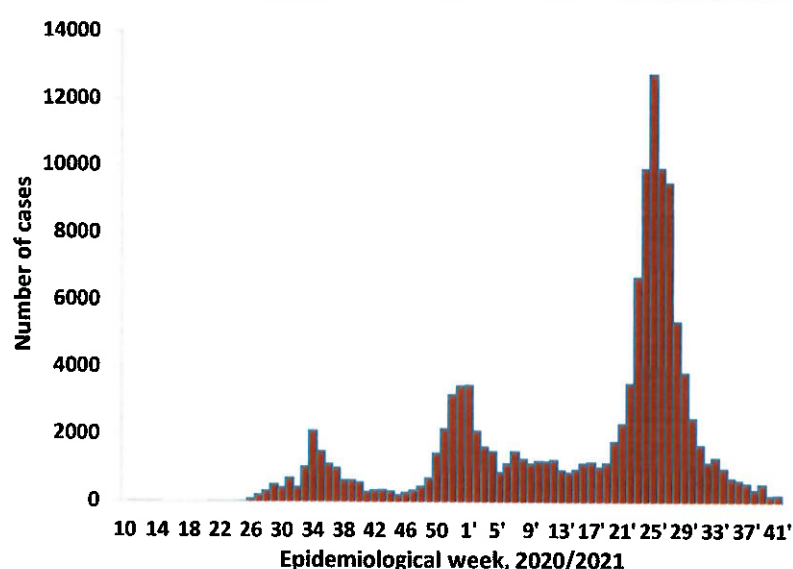
Table 1: Distribution of confirmed COVID-19 cases by region, 16 October 2021

Region	Total cases daily	Total No. of cases	Active cases	Recoveries	Cumulative Deaths	Cumulative deaths with co-morbidities	Non-COVID deaths	Health Workers
Erongo	0	18 299	13	17 870	411	341	5	417
Hardap	1	7 599	27	7 314	258	161	0	133
Kharas	5	7 843	12	7 682	149	128	0	242
Kavango East	0	5 507	7	5 301	198	119	1	246
Kavango West	0	640	1	621	18	16	0	38
Khomas	3	41 655	439	40 353	862	674	1	1 494
Kunene	4	3 725	59	3 546	120	88	0	97
Ohangwena	1	5 077	115	4 807	153	95	2	163
Omaheke	5	4 000	17	3 731	252	173	0	122
Omusati	3	5 726	34	5 464	228	137	0	181
Oshana	1	9 116	135	8 650	330	196	1	527
Oshikoto	0	6 750	31	6 544	173	138	2	319
Otjozondjupa	2	9 418	8	9 138	272	185	0	264
Zambezi	0	2 998	5	2 877	116	67	0	106
Total	25	128 353	903	123 898	3 540	2 518	12	4 349

EPIDEMIOLOGICAL SITUATION IN NAMIBIA

Table 2: The current distribution for hospitalization of confirmed cases by region, 16 October 2021

Region	Hospitalized confirmed cases	Intensive Care Unit
Erongo	2	0
Hardap	0	0
Kharas	4	0
Kavango East	5	0
Kavango West	1	0
Khomas	8	1
Kunene	4	0
Ohangwena	5	0
Omaheke	0	0
Omusati	8	0
Oshana	9	3
Oshikoto	6	1
Otjozondjupa	0	0
Zambezi	0	0
Total	52	5



- The highest peak of **12 787 (10%)** cases was recorded during week 25 of 2021 (Figure 1).
- After a peak in epi-week 25, the country has seen a gradual reduction in the average number of confirmed cases from 1 598 to 29 in epi-week 40.
- The number of cases have plateaued in the last six weeks as seen in the graph.

- The National Call Center continues operations for 24 hours daily.
- Today (16/10/2021), **599** calls were answered.

Figure 1: Epi-curve for confirmed COVID-19 cases, 16 October 2021

- The laboratory testing capacity has been enhanced; with a total of fifteen (17) laboratories carrying out the testing of samples: NIP, Path-Care, UNAM Molecular, Central Veterinary Laboratory, Namib Poultry, NAMDEB, NamPath, Namibia Central Pathology, DiagnoLab, High Care, Alpha Medical Laboratory, Des-Jo Medical Test Centre, ProQuest Diagnostic Laboratory, MAXI and Medlink Laboratory Services.
- To date, **732 414** tests (including **14 314** re-tests) have been conducted by authorized laboratories.
- Since the beginning of the outbreak, **145 516** contacts of confirmed cases have been identified, **108** new contacts were identified within the last 24 hours from 7 regions.
- Cumulatively, **142 620** contacts have completed their monitoring period, while **288** contacts are lost to follow-up and a total of **25 303 (20%)** contacts of confirmed cases have tested positive.
- Today, **332 (30%)** out of **1 095** active contacts were monitored.

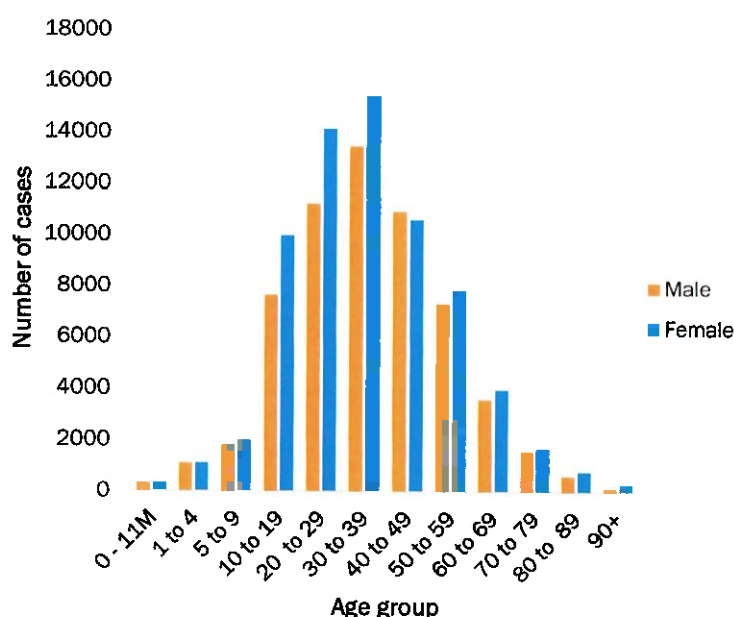
Table 3: COVID-19 specimen recorded at the Laboratories 16 October 2021

VARIABLES	TOTAL
Total samples received by the Laboratory	732 531
Total samples tested	718 099
Total samples re-tested	14 314
Total positive results	128 353
Total negative results	589 733
Total samples discarded	117
Invalid results	0
Total pending results	7
Indeterminant/Inconclusive	7
Suspected cases in 24 hours (excluding re-tests)	1 648

Table 4: Number of people in quarantine, 16 October 2021

Region	Newly quarantined 24 hours	Cumulative number	Number discharged	Number in quarantine now
Erongo	0	6 931	6 891	40
Hardap	0	3 179	3 175	4
Kavango (East and West)	0	1 673	1 673	0
Khomas	0	3 699	3 697	2
Kharas	0	9 909	9 809	100
Kunene	0	6 493	6 293	200
Ohangwena	0	695	695	0
Omaheke	0	15 835	15 746	89
Omusati	0	3 191	3 165	26
Oshana	0	400	400	0
Oshikoto	0	23 729	23 692	37
Otjozondjupa	22	1 834	1 812	22
Zambezi	0	2 026	1 991	35
Total	22	79 594	79 039	555

- Since March 2020, **79 594** people have been placed into quarantine around the country.
- A total of **555** people are currently in quarantine, with **22** admissions.



- Of the total confirmed cases, **75 886 (59%)** are in the 20-49 years age-brackets which constitutes the majority of the recorded cases.
- A total of **21 525 (17%)** of the confirmed cases are among the 5-19 years category.
- A total of **15 172 (12%)** of the confirmed cases are among the 50 - 59 years group.
- The under 5 years age group make up **2 914 (2%)** of the total cases whereas, **12 856 (10%)** are above 60 years of age.

Figure 2: Age and Sex distribution of COVID-19 confirmed cases 16 October 2021

Table 5: Summary of COVID-19 vaccine doses administered, 16 October 2021

Region	Cumulative no. of persons vaccinated with doses of Sinopharm, AstraZeneca, Sputnik V, Pfizer and Jassen & Johnson		Targeted Population	Vaccination Coverage (%)	Cumulative no. of Healthcare Workers vaccinated with doses of Sinopharm, AstraZeneca, Sputnik V, Pfizer and Jassen & Johnson	
	1 st doses	Fully vaccinated			1 st doses	Fully vaccinated
Erongo	31 143	24 984	121 682	20%	1 099	826
Hardap	18 797	14 412	56 741	25%	470	387
Kharas	13 310	10 675	55 489	19%	626	346
Kavango East	14 956	9 393	117 665	8%	948	786
Kavango West	7 239	6 138	29 228	21%	341	331
Khomas	78 013	60 339	286 641	20%	3 568	2 570
Kunene	17 617	11 966	66 499	18%	623	475
Ohangwena	20 289	14 546	164 102	9%	688	565
Omaheke	14 091	9 176	51 765	17%	350	244
Omusati	19 802	14 836	139 451	11%	854	654
Oshana	17 531	13 791	126 374	11%	1 343	1 070
Oshikoto	16 528	12 849	124 395	10%	763	684
Otjozondjupa	22 993	18 405	97 903	18%	762	573
Zambezi	4 665	3 780	63 106	6%	517	507
Total	296 974	225 290	1 501 041	15%	12 952	10 018

PUBLIC HEALTH ACTION (S)

- The COVID-19 vaccination programme is ongoing throughout the country.
- Public Health measures continue to be enforced as the situation is closely monitored.
- The government and development partners continue to prioritize the continuation of essential health services.


CHALLENGES

- Poor adherence to COVID-19 Infection Prevention and Control (IPC) measures by the general public.


RECOMMENDATIONS

- Continue to give awareness on the importance of adhering to COVID-19 IPC measures; with the involvement of the Security Cluster.

APPROVED



INCIDENT MANAGER
16 OCTOBER 2021




SECRETARIAT

For enquiries, please contact
Namibia Public Health Emergency Operations Centre;

 PHEOC@mhss.gov.na

 0800 100 100

 0851 100 100