



NAMIBIA COVID-19 SITUATION REPORT NO. 578

Outbreak Name	COVID-19 outbreak	Country affected	Namibia
Date & Time	17 October 2021 17h00	Investigation start Date	13 March 2020
Prepared by	Surveillance Team		

HIGHLIGHTS/SITUATION UPDATE (17/10/2021)

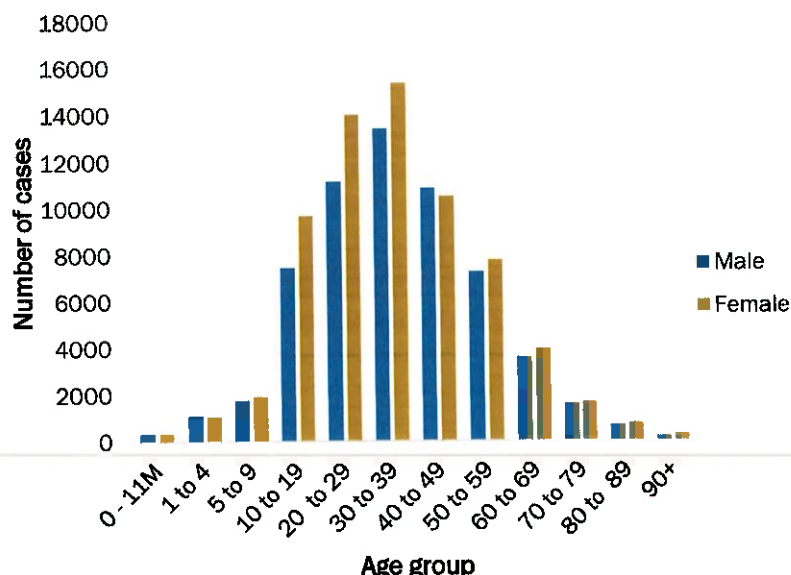
CUMULATIVE	TOTAL TODAY
Tested 733 654	Tested 1 240
Confirmed 128 377	Confirmed 24
Active 904	Active 904
Recoveries 123 921	Recoveries 23
Vaccinated 1 st doses 297 966 2 nd doses 193 086	Vaccinated 1 st doses 992 2 nd doses 436
Deaths 3 540	Deaths 0

- A total of **128 377** cases have been recorded to-date, representing **5%** of the total population (**2 550 226**).
- More female cases **68 316 (53%)** have been recorded.
- Of the total confirmed cases, **4 349 (3%)** are Health Workers, with no new confirmation today.
 - 3 630 (83%) State; 711 (16%) Private, 8 (0.2%) Non-Governmental Organizations.
 - 4 340 (99%) recoveries and 25 (0.6%) deaths.
- The recovery rate now stands at **97%**.
- Khomas and Erongo regions reported the highest number of cases with **41 656 (32%)** and **18 303 (14%)** respectively.
- Of the total fatalities, **3 252 (92%)** are COVID-19 deaths while **288 (8%)** are COVID-19 related deaths. The case fatality rate now stands at **2.8%**.

Table 1: Distribution of confirmed COVID-19 cases by region, 17 October 2021

Region	Total cases daily	Total No. of cases	Active cases	Recoveries	Cumulative Deaths	Cumulative deaths with co-morbidities	Non-COVID deaths	Health Workers
Erongo	4	18 303	17	17 870	411	341	5	417
Hardap	0	7 599	26	7 315	258	161	0	133
Karas	1	7 844	13	7 682	149	128	0	242
Kavango East	0	5 507	5	5 303	198	119	1	246
Kavango West	1	641	2	621	18	16	0	38
Khomas	1	41 656	440	40 353	862	674	1	1 494
Kunene	1	3 726	58	3 548	120	88	0	97
Ohangwena	8	5 085	106	4 824	153	95	2	163
Omaheke	1	4 001	18	3 731	252	173	0	122
Omusati	5	5 731	38	5 465	228	137	0	181
Oshana	1	9 117	136	8 650	330	196	1	527
Oshikoto	0	6 750	31	6 544	173	138	2	319
Otjozondjupa	1	9 419	9	9 138	272	185	0	264
Zambezi	0	2 998	5	2 877	116	67	0	106
Total	24	128 377	904	123 921	3 540	2 518	12	4 349

EPIDEMIOLOGICAL SITUATION IN NAMIBIA



- Of the total confirmed cases, **75 893 (59%)** are in the 20-49 years age-brackets which constitutes the majority of the recorded cases.
- A total of **21 535 (17%)** of the confirmed cases are among the 5-19 years category.
- A total of **15 176 (12%)** of the confirmed cases are among the 50 - 59 years group.
- The under 5 years age group make up **2 915 (2%)** of the total cases whereas, **12 858 (10%)** are above 60 years of age.

Figure 2: Age and Sex distribution of COVID-19 confirmed cases
17 October 2021

Table 2: The current distribution for hospitalization of confirmed cases by region, 17 October 2021

Region	Hospitalized confirmed cases	Intensive Care Unit
Erongo	1	0
Hardap	0	0
ǀKaras	4	0
Kavango East	5	1
Kavango West	1	0
Khomas	5	1
Kunene	6	0
Ohangwena	6	0
Omaheke	0	0
Omusati	7	0
Oshana	8	2
Oshikoto	6	1
Otjozondjupa	0	0
Zambezi	0	0
Total	49	5

➤ The laboratory testing capacity has been enhanced; with a total of fifteen (15) laboratories carrying out the testing of samples: NIP, Path-Care, UNAM Molecular, Central Veterinary Laboratory, Namib Poultry, NAMDEB, NamPath, Namibia Central Pathology, DiagnoLab, High Care, Alpha Medical Laboratory, Des-Jo Medical Test Centre, ProQuest Diagnostic Laboratory, MAXI and Medlink Laboratory Services.

➤ To date, **733 654** tests (including **14 314** re-tests) have been conducted by authorized laboratories.

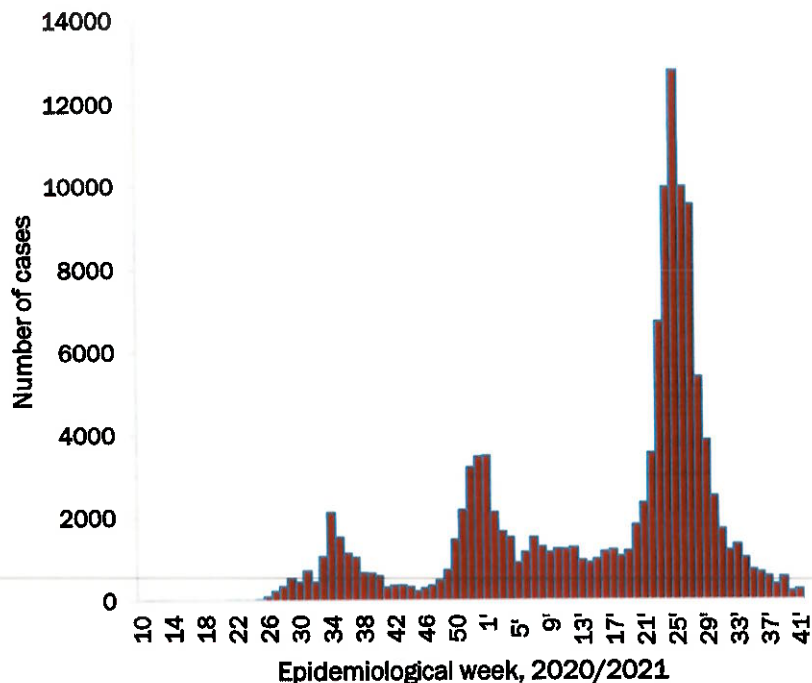
➤ Since the beginning of the outbreak, **145 760** contacts of confirmed cases have been identified, **244** new contacts were identified within the last 24 hours from 13 regions.

➤ Cumulatively, **143 081** contacts have completed their monitoring period, while **288** contacts are lost to follow-up and a total of **25 318 (20%)** contacts of confirmed cases have tested positive.

➤ Today, **150 (16%)** out of **913** active contacts were monitored.

Table 3: COVID-19 specimen recorded at the Laboratories
17 October 2021

VARIABLES	TOTAL
Total samples received by the Laboratory	733 771
Total samples tested	719 340
Total samples re-tested	14 314
Total positive results	128 377
Total negative results	590 949
Total samples discarded	117
Invalid results	0
Total pending results	7
Indeterminant/Inconclusive	7
Suspected cases in 24 hours (excluding re-tests)	1 240



- The highest peak of **12 787 (10%)** cases was recorded during week 25 of 2021 (Figure 1).
- After a peak in epi-week 25, the country has seen a gradual reduction in the average number of confirmed cases from 1 598 to 29 in epi-week 40.
- The number of cases have plateaued in the last six weeks as seen in the graph.

- The National Call Center continues operations for 24 hours daily.
- Today (17/10/2021), **501** calls were answered.

Figure 2: Epi-curve for confirmed COVID-19 cases, 17 October 2021

Table 4: Number of people in quarantine, 17 October 2021

Region	Newly quarantined 24 hours	Cumulative number	Number discharged	Number in quarantine now
Erongo	0	6 931	6 911	20
Hardap	5	3 185	3 179	6
Kavango (East and West)	0	1 673	1 673	0
Khomas	0	3 699	3 697	2
Kharas	0	9 909	9 859	50
Kunene	0	6 493	6 393	100
Ohangwena	0	695	695	0
Omaheke	219	16 054	15 746	308
Omusati	72	3 263	3 171	92
Oshana	0	400	400	0
Oshikoto	64	23 793	23 724	69
Otjozondjupa	0	1 834	1 812	22
Zambezi	0	2 026	2 011	35
Total	360	79 955	79 271	684

- Since March 2020, **79 955** people have been placed into quarantine around the country.
- A total of **684** people are currently in quarantine, with **360** admissions.

Table 5: Summary of COVID-19 vaccine doses administered, 17 October 2021

Region	Cumulative no. of persons vaccinated with doses of Sinopharm, AstraZeneca, Sputnik V, Pfizer and Jassen & Johnson		Targeted Population	Vaccination Coverage (%)	Cumulative no. of Healthcare Workers vaccinated with doses of Sinopharm, AstraZeneca, Sputnik V, Pfizer and Jassen & Johnson	
	1 st doses	Fully vaccinated			1 st doses	Fully vaccinated
Erongo	31 161	25 006	121 682	21%	1 099	826
Hardap	18 797	14 412	56 741	25%	470	387
Kharas	13 310	10 675	55 489	19%	626	346
Kavango East	14 956	9 393	117 665	8%	948	786
Kavango West	7 414	6 352	29 228	22%	341	331
Khomas	78 143	60 487	286 641	21%	3 568	2 570
Kunene	18 123	12 575	66 499	19%	623	477
Ohangwena	20 289	14 546	164 102	9%	688	565
Omaheke	14 091	9 176	51 765	18%	350	244
Omusati	19 802	14 836	139 451	11%	854	654
Oshana	17 531	13 791	126 374	11%	1 343	1 070
Oshikoto	16 570	12 941	124 395	10%	763	684
Otjozondjupa	23 102	18 514	97 903	19%	762	574
Zambezi	4 677	3 803	63 106	6%	517	507
Total	297 966	226 507	1 501 041	15%	12 952	10 021

PUBLIC HEALTH ACTION (S)

- The COVID-19 vaccination programme is ongoing throughout the country.
- Public Health measures continue to be enforced as the situation is closely monitored.
- The government and development partners continue to prioritize the continuation of essential health services.

CHALLENGES


- Slow vaccine uptake among members of the public, and circulation of anti-vaccination information.
- Poor adherence to COVID-19 Infection Prevention and Control (IPC) measures by the general public.

RECOMMENDATIONS


- Encourage the public to get vaccinated and strengthen community health awareness to encounter anti-vaccination information in circulation.
- Continue to give awareness on the importance of adhering to COVID-19 IPC measures; with the involvement of the Security Cluster.


APPROVED



.....
INCIDENT MANAGER
17 OCTOBER 2021


.....
SECRETARIAT

For enquiries, please contact
Namibia Public Health Emergency Operations Centre;

 PHEOC@mhss.gov.na

 0800 100 100

 0851 100 100