




NAMIBIA COVID-19 SITUATION REPORT NO. 583

Outbreak Name	COVID-19 outbreak	Country affected	Namibia
Date & Time	22 October 2021 17h00	Investigation start Date	13 March 2020
Prepared by	Surveillance Team		

HIGHLIGHTS/SITUATION UPDATE (22/10/2021)



- A total of **128 824** cases have been recorded to-date, representing **5%** of the total population (**2 550 226**).
- More female cases **68 551 (53%)** have been recorded.
- Of the total confirmed cases, **4 350 (3%)** are Health Workers, with no new confirmation today.
  - 3 631 (83%) State; 711 (16%) Private, 8 (0.2%) Non-Governmental Organizations.
  - 4 340 (99%) recoveries and 25 (0.6%) deaths.
- The recovery rate now stands at **97%**.
- Khomas and Erongo regions reported the highest number of cases with **41 785 (32%)** and **18 441 (14%)** respectively.
- Of the total fatalities, **3 260 (92%)** are COVID-19 deaths while **290 (8%)** are COVID-19 related deaths. The case fatality rate now stands at **2.8%**.

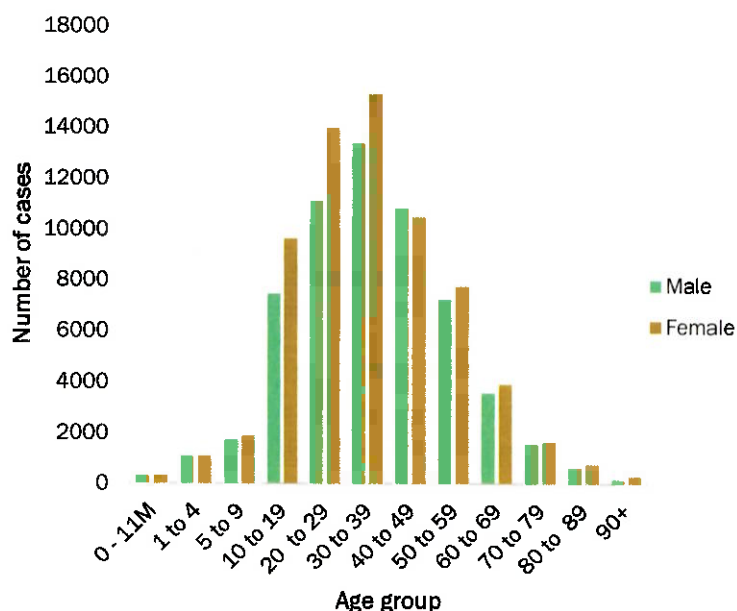
**Table 1: Distribution of confirmed COVID-19 cases by region, 22 October 2021**

Region	Total cases daily	Total No. of cases	Active cases	Recoveries	Cumulative Deaths	Cumulative deaths with co-morbidities	Non-COVID deaths	Health Workers
Erongo	4	18 441	40	17 985	411	341	5	417
Hardap	0	7 603	6	7 339	258	161	0	133
Kharas	2	7 868	30	7 688	150	129	0	242
Kavango East	3	5 515	6	5 308	200	122	1	246
Kavango West	2	643	3	621	19	16	0	38
Khomas	4	41 785	442	40 480	862	674	1	1 494
Kunene	0	3 733	62	3 551	120	88	0	97
Ohangwena	5	5 092	80	4 854	156	97	2	163
Omaheke	0	4 002	17	3 733	252	173	0	122
Omusati	2	5 750	32	5 488	230	139	0	181
Oshana	0	9 139	123	8 685	330	196	1	528
Oshikoto	1	6 760	26	6 558	174	139	2	319
Otjozondjupa	0	9 492	9	9 211	272	185	0	264
Zambezi	0	3 001	4	2 881	116	67	0	106
<b>Total</b>	<b>23</b>	<b>128 824</b>	<b>880</b>	<b>124 382</b>	<b>3 550</b>	<b>2 523</b>	<b>12</b>	<b>4 350</b>

## EPIDEMIOLOGICAL SITUATION IN NAMIBIA

**Table 2: The current distribution for hospitalization of confirmed cases by region, 22 October 2021**

Region	Hospitalized confirmed cases	Intensive Care Unit
Erongo	1	0
Hardap	0	0
Kharas	6	0
Kavango East	3	0
Kavango West	1	0
Khomas	7	0
Kunene	7	0
Ohangwena	8	0
Omaheke	0	0
Omusati	10	0
Oshana	8	3
Oshikoto	1	0
Otjozondjupa	0	0
Zambezi	0	0
<b>Total</b>	<b>52</b>	<b>3</b>



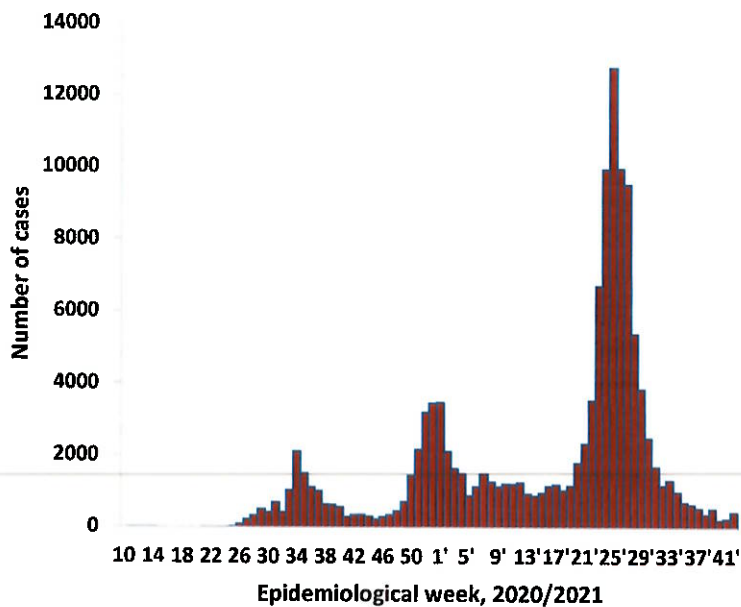
- Of the total confirmed cases, **76 110 (59%)** are in the 20-49 years age-brackets which constitutes the majority of the recorded cases.
- A total of **21 585 (17%)** of the confirmed cases are among the 5-19 years category.
- A total of **15 232 (12%)** of the confirmed cases are among the 50 - 59 years group.
- The under 5 years age group make up **2 920 (2%)** of the total cases whereas, **12 977 (10%)** are above 60 years of age.

**Figure 1: Age and Sex distribution of COVID-19 confirmed cases 22 October 2021**

**Table 3: Number of people in quarantine, 22 October 2021**

Region	Newly quarantined 24 hours	Cumulative number	Number discharged	Number in quarantine now
Erongo	0	6 931	6 911	20
Hardap	0	3 192	3 184	8
Kavango (East and West)	0	1 673	1 673	0
Khomas	0	3 700	3 698	2
Kharas	0	9 909	9 859	50
Kunene	0	6 493	6 393	100
Ohangwena	0	695	695	0
Omaheke	0	16 500	15 976	524
Omusati	0	3 316	3 234	82
Oshana	0	400	400	0
Oshikoto	15	23 888	23 854	34
Otjozondjupa	0	1 834	1 812	22
Zambezi	0	2 026	2 011	15
<b>Total</b>	<b>15</b>	<b>80 557</b>	<b>79 700</b>	<b>857</b>

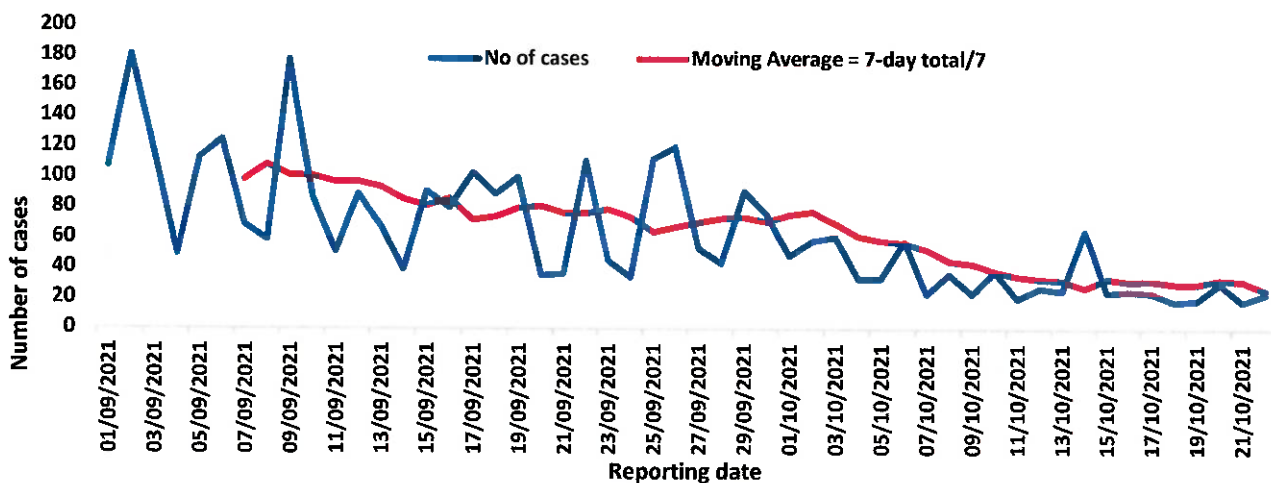
- Since March 2020, **80 557** people have been placed into quarantine around the country.
- A total of **857** people are currently in quarantine, with **15** new admissions.



- The highest peak of **12 787 (10%)** cases was recorded during week 25 of 2021 (Figure 1).
- After a peak in epi-week 25, the country has seen a gradual reduction in the average number of confirmed cases from 1 598 to 35 in epi-week 41.
- The number of cases have plateaued in the last seven (7) weeks as seen in the graph.

- The National Call Center continues operations for 24 hours daily.
- Today (22/10/2021), **490** calls were answered.

**Figure 3: Epi-curve for confirmed COVID-19 cases, 22 October 2021**



**Figure 4: The 7 days moving average line chart for confirmed COVID-19 cases, 22 October 2021**

- The laboratory testing capacity has been enhanced; with a total of fifteen (15) laboratories carrying out the testing of samples: NIP, Path-Care, UNAM Molecular, Central Veterinary Laboratory, Namib Poultry, NAMDEB, NamPath, Namibia Central Pathology, DiagnoLab, High Care, Alpha Medical Laboratory, Des-Jo Medical Test Centre, ProQuest Diagnostic Laboratory, MAXI and Medlink Laboratory Services.
- To date, **741 091** tests (including **14 330** re-tests) have been conducted by authorized laboratories.
- Since the beginning of the outbreak, **145 930** contacts of confirmed cases have been identified, **40** new contacts were identified within the last 24 hours from 12 regions.
- Cumulatively, **143 447** contacts have completed their monitoring period, while **288** contacts are lost to follow-up and a total of **25 351 (20%)** contacts of confirmed cases have tested positive.
- Today, **162 (23%)** out of **717** active contacts were monitored.

**Table 4: COVID-19 specimen recorded at the Laboratories 22 October 2021**

VARIABLES	TOTAL
Total samples received by the Laboratory	741 208
Total samples tested	726 761
Total samples re-tested	14 330
Total positive results	128 861
Total negative results	597 886
Total samples discarded	1.17
Invalid results	0
Total pending results	7
Indeterminant/Inconclusive	7
Suspected cases in 24 hours (excluding re-tests)	1 549

**Table 5: Summary of COVID-19 vaccine doses administered, 22 October 2021**

Region	Cumulative no. of persons vaccinated with doses of Sinopharm, AstraZeneca, Sputnik V, Pfizer and Jassen & Johnson		Targeted Population	Vaccination Coverage (%)	Cumulative no. of Healthcare Workers vaccinated with doses of Sinopharm, AstraZeneca, Sputnik V, Pfizer and Jassen & Johnson	
	1 <sup>st</sup> doses	Fully vaccinated			1 <sup>st</sup> doses	Fully vaccinated
Erongo	32 152	26 417	121 682	21%	1 099	850
Hardap	19 551	15 304	56 741	26%	470	391
Kharas	14 206	11 693	55 489	20%	626	364
Kavango East	17 479	12 178	117 665	9%	948	832
Kavango West	10 057	8 663	29 228	27%	341	337
Khomas	81 789	64 963	286 641	22%	3 568	2 626
Kunene	19 080	13 576	66 499	20%	623	483
Ohangwena	21 065	15 722	164 102	9%	688	575
Omaheke	14 437	9 680	51 765	18%	350	248
Omusati	20 664	16 139	139 451	11%	854	674
Oshana	18 205	14 779	126 374	11%	1 343	1 104
Oshikoto	17 512	14 128	124 395	11%	763	702
Otjozondjupa	24 405	19 871	97 903	19%	762	576
Zambezi	4 869	3 989	63 106	6%	517	518
<b>Total</b>	<b>315 471</b>	<b>247 102</b>	<b>1 501 041</b>	<b>16%</b>	<b>12 952</b>	<b>10 280</b>

#### PUBLIC HEALTH ACTION (S)

- The COVID-19 vaccination programme is ongoing throughout the country.
- Public Health measures continue to be enforced as the situation is closely monitored.
- The government and development partners continue to prioritize the continuation of essential health services.

#### CHALLENGES

- Slow vaccine uptake among members of the public, and circulation of anti-vaccination information.
- Poor adherence to COVID-19 Infection Prevention and Control (IPC) measures by the general public.


#### RECOMMENDATIONS

- Encourage the public to get vaccinated and strengthen community health awareness to encounter anti-vaccination information in circulation.
- Continue to give awareness on the importance of adhering to COVID-19 IPC measures; with the involvement of the Security Cluster.

APPROVED





INCIDENT MANAGER  
22 OCTOBER 2021




SECRETARIAT

For enquiries, please contact  
**Namibia Public Health Emergency Operations Centre;**

 [PHEOC@mhss.gov.na](mailto:PHEOC@mhss.gov.na)

 0800 100 100

 0851 100 100