




NAMIBIA COVID-19 SITUATION REPORT NO. 585

Outbreak Name	COVID-19 outbreak	Country affected	Namibia
Date & Time	24 October 2021 17h00	Investigation start Date	13 March 2020
Prepared by	Surveillance Team		

HIGHLIGHTS/SITUATION UPDATE (24/10/2021)



- A total of **128 859** cases have been recorded to-date, representing **5%** of the total population (**2 550 226**).
- More female cases **68 568 (53%)** have been recorded.
- Of the total confirmed cases, **4 350 (3%)** are Health Workers, with no new confirmation today.
 - 3 631 (83%) State; 711 (16%) Private, 8 (0.2%) Non-Governmental Organizations.
 - 4 340 (99%) recoveries and 25 (0.6%) deaths.
- The recovery rate now stands at **97%**.
- Khomas and Erongo regions reported the highest number of cases with **41 787 (32%)** and **18 443 (14%)** respectively.
- Of the total fatalities, **3 260 (92%)** are COVID-19 deaths while **290 (8%)** are COVID-19 related deaths. The case fatality rate now stands at **2.8%**.

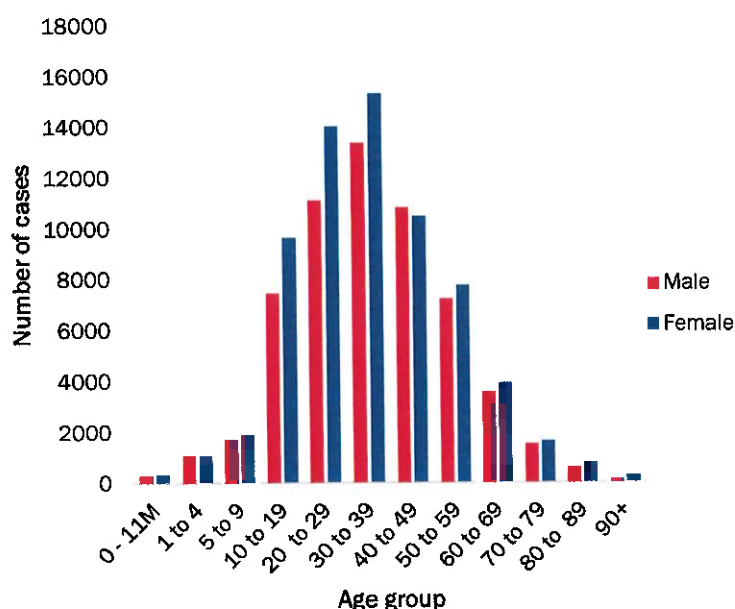
Table 1: Distribution of confirmed COVID-19 cases by region, 24 October 2021

Region	Total cases daily	Total No. of cases	Active cases	Recoveries	Cumulative Deaths	Cumulative deaths with co-morbidities	Non-COVID deaths	Health Workers
Erongo	2	18 443	42	17 985	411	341	5	417
Hardap	0	7 604	6	7 340	258	161	0	133
Kharas	0	7 868	28	7 690	150	129	0	242
Kavango East	0	5 515	6	5 308	200	122	1	246
Kavango West	0	643	3	621	19	16	0	38
Khomas	2	41 787	438	40 486	862	674	1	1 494
Kunene	0	3 735	9	3 606	120	88	0	97
Ohangwena	2	5 099	78	4 863	156	97	2	163
Omaheke	1	4 003	18	3 733	252	173	0	122
Omusati	1	5 767	46	5 491	230	139	0	181
Oshana	2	9 142	126	8 685	330	196	1	528
Oshikoto	0	6 760	26	6 558	174	139	2	319
Otjozondjupa	0	9 492	2	9 218	272	185	0	264
Zambezi	0	3 001	1	2 884	116	67	0	106
Total	10	128 859	829	124 468	3 550	2 523	12	4 350

EPIDEMIOLOGICAL SITUATION IN NAMIBIA

Table 2: The current distribution for hospitalization of confirmed cases by region, 24 October 2021

Region	Hospitalized confirmed cases	Intensive Care Unit
Erongo	1	0
Hardap	0	0
Kharas	5	0
Kavango East	3	0
Kavango West	1	0
Khomas	5	0
Kunene	7	0
Ohangwena	8	0
Omaheke	0	0
Omusati	5	0
Oshana	5	0
Oshikoto	1	0
Otjozondjupa	0	0
Zambezi	0	0
Total	41	0



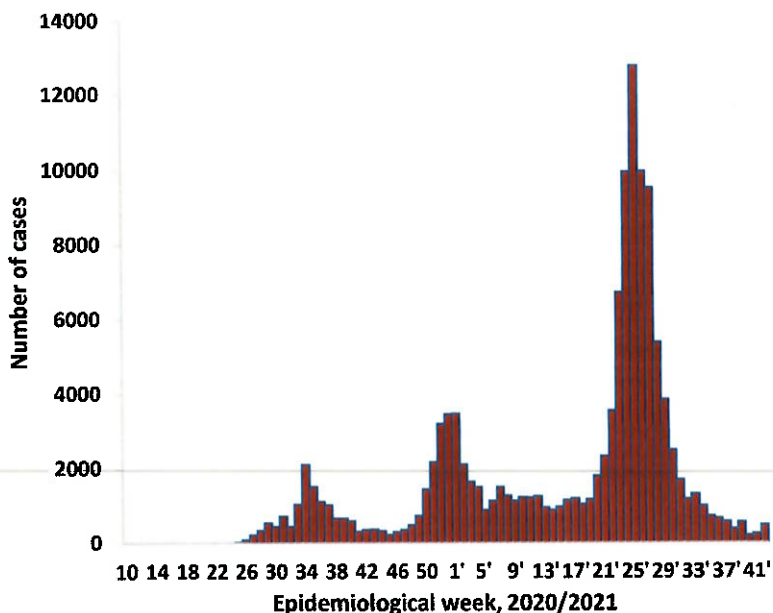
- Of the total confirmed cases, **76 120 (59%)** are in the 20-49 years age-brackets which constitutes the majority of the recorded cases.
- A total of **21 603 (17%)** of the confirmed cases are among the 5-19 years category.
- A total of **15 234 (12%)** of the confirmed cases are among the 50 - 59 years group.
- The under 5 years age group make up **2 922 (2%)** of the total cases whereas, **12 980 (10%)** are above 60 years of age.

Figure 1: Age and Sex distribution of COVID-19 confirmed cases 24 October 2021

Table 3: Number of people in quarantine, 24 October 2021

Region	Newly quarantined 24 hours	Cumulative number	Number discharged	Number in quarantine now
Erongo	0	6 931	6 911	20
Hardap	0	3 195	3 187	8
Kavango (East and West)	0	1 673	1 673	0
Khomas	0	3 700	3 698	2
Kharas	0	9 909	9 859	50
Kunene	0	6 493	6 393	100
Ohangwena	0	695	695	0
Omaheke	70	16 689	16 222	467
Omusati	0	3 316	3 293	23
Oshana	0	400	400	0
Oshikoto	0	23 888	23 854	34
Otjozondjupa	0	1 834	1 812	22
Zambezi	0	2 026	2 011	15
Total	70	80 749	80 008	741

- Since March 2020, **80 749** people have been placed into quarantine around the country.
- A total of **741** people are currently in quarantine, with **70** new admissions.



- The highest peak of **12 787 (10%)** cases was recorded during week 25 of 2021 (Figure 1).
- After a peak in epi-week 25, the country has seen a gradual reduction in the average number of confirmed cases from 1 598 to 35 in epi-week 41.
- The number of cases have plateaued in the last seven (7) weeks as seen in the graph.

- The National Call Center continues operations for 24 hours daily.
- Today (24/10/2021), **470** calls were answered.

Figure 3: Epi-curve for confirmed COVID-19 cases, 24 October 2021

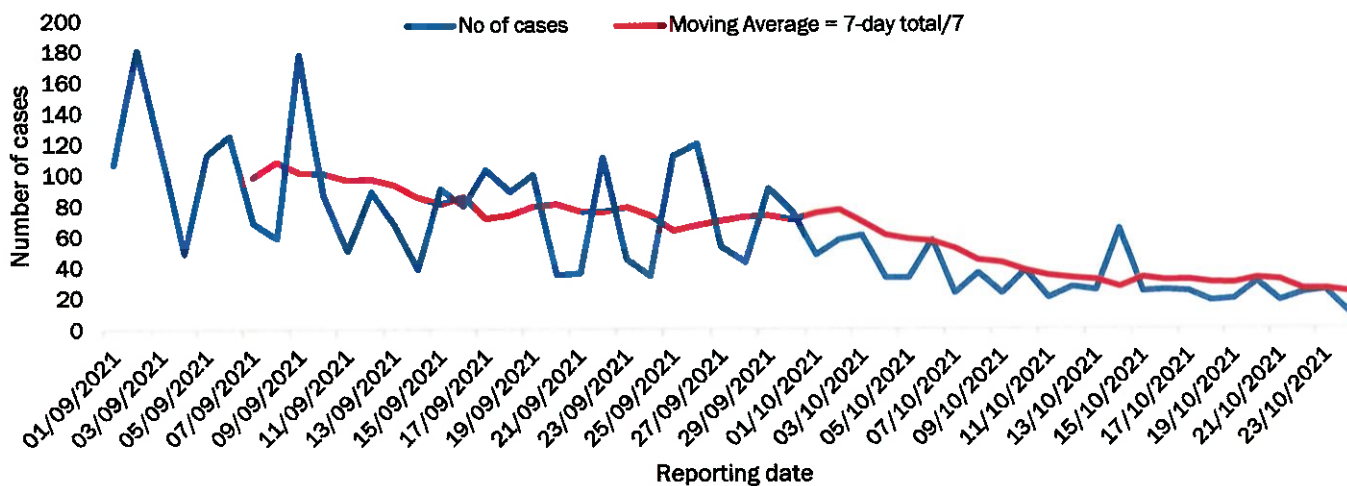


Figure 4: The 7 days moving average line chart for confirmed COVID-19 cases, 24 October 2021

- The laboratory testing capacity has been enhanced; with a total of fifteen (15) laboratories carrying out the testing of samples: NIP, Path-Care, UNAM Molecular, Central Veterinary Laboratory, Namib Poultry, NAMDEB, NamPath, Namibia Central Pathology, DiagnoLab, High Care, Alpha Medical Laboratory, Des-Jo Medical Test Centre, ProQuest Diagnostic Laboratory, MAXI and Medlink Laboratory Services.
- To date, **743 492** tests (including **14 331** re-tests) have been conducted by authorized laboratories.
- Since the beginning of the outbreak, **146 019** contacts of confirmed cases have been identified, **89** new contacts were identified within the last 24 hours from 8 regions.
- Cumulatively, **143 687** contacts have completed their monitoring period, while **288** contacts are lost to follow-up and a total of **25 362 (20%)** contacts of confirmed cases have tested positive.
- Today, **466 (82%)** out of **567** active contacts were monitored.

Table 4: COVID-19 specimen recorded at the Laboratories 24 October 2021

VARIABLES	TOTAL
Total samples received by the Laboratory	743 609
Total samples tested	729 161
Total samples re-tested	14 331
Total positive results	128 859
Total negative results	600 288
Total samples discarded	117
Invalid results	0
Total pending results	7
Indeterminant/Inconclusive	7
Suspected cases in 24 hours (excluding re-tests)	1 212

Table 5: Summary of COVID-19 vaccine doses administered, 24 October 2021

Region	Cumulative no. of persons vaccinated with doses of Sinopharm, AstraZeneca, Sputnik V, Pfizer and Jassen & Johnson		Targeted Population	Vaccination Coverage (%)	Cumulative no. of Healthcare Workers vaccinated with doses of Sinopharm, AstraZeneca, Sputnik V, Pfizer and Jassen & Johnson	
	1 st doses	Fully vaccinated			1 st doses	Fully vaccinated
Erongo	32 152	26 417	121 682	22%	1 099	850
Hardap	19 551	15 304	56 741	27%	470	391
Kharas	14 291	11 747	55 489	21%	626	364
Kavango East	18 139	12 540	117 665	11%	948	832
Kavango West	10 650	9 139	29 228	31%	341	345
Khomas	81 963	65 159	286 641	23%	3 568	2 629
Kunene	19 373	13 939	66 499	21%	623	484
Ohangwena	21 272	16 060	164 102	10%	688	580
Omaheke	14 437	9 680	51 765	19%	350	253
Omusati	20 806	16 271	139 451	12%	854	674
Oshana	18 205	14 779	126 374	12%	1 343	1 104
Oshikoto	17 512	14 128	124 395	11%	763	702
Otjozondjupa	24 405	19 871	97 903	20%	762	576
Zambezi	4 879	4 006	63 106	6%	517	519
Total	317 635	249 040	1 501 041	17%	12 952	10 303

PUBLIC HEALTH ACTION (S)

- The COVID-19 vaccination programme is ongoing throughout the country.
- Public Health measures continue to be enforced as the situation is closely monitored.
- The government and development partners continue to prioritize the continuation of essential health services.

CHALLENGES

- Slow vaccine uptake among members of the public, and circulation of anti-vaccination information.
- Poor adherence to COVID-19 Infection Prevention and Control (IPC) measures by the general public.

RECOMMENDATIONS

- Encourage the public to get vaccinated and strengthen community health awareness to encounter anti-vaccination information in circulation.
- Continue to give awareness on the importance of adhering to COVID-19 IPC measures; with the involvement of the Security Cluster.

APPROVED



INCIDENT MANAGER


24 OCTOBER 2021




SECRETARIAT

For enquiries, please contact
Namibia Public Health Emergency Operations Centre;

 PHEOC@mhss.gov.na

 0800 100 100

 0851 100 100