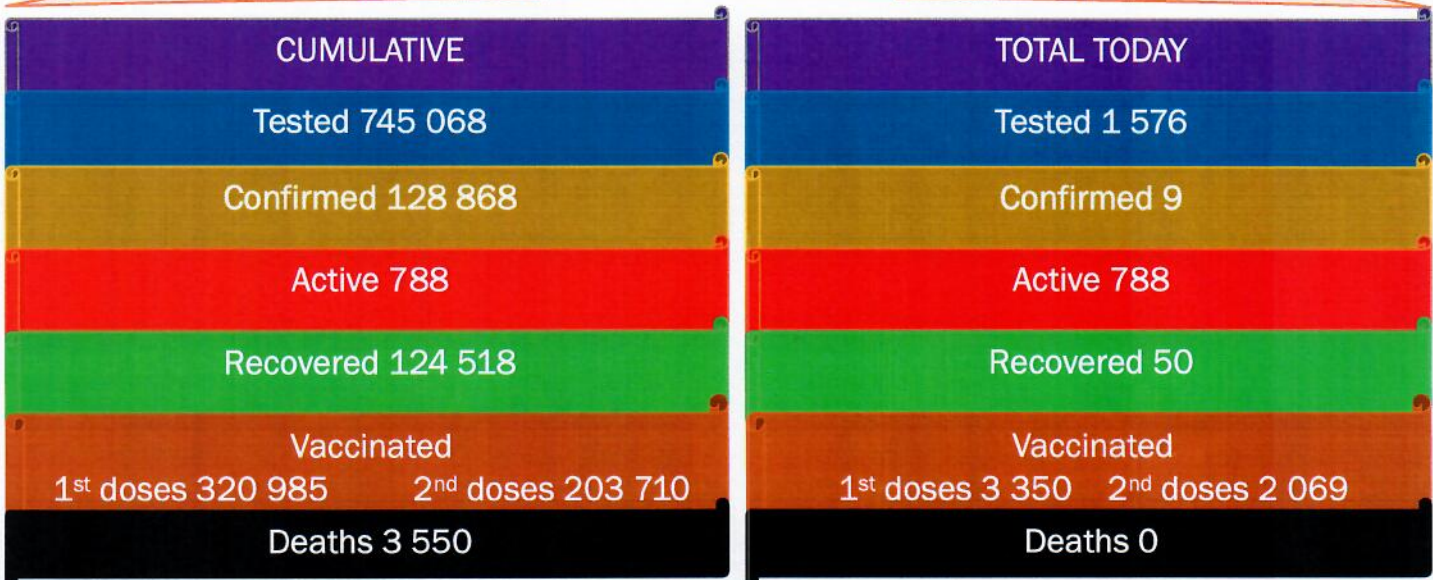




NAMIBIA COVID-19 SITUATION REPORT NO. 586

Outbreak Name	COVID-19 outbreak	Country affected	Namibia
Date & Time	25 October 2021 17h00	Investigation start Date	13 March 2020
Prepared by	Surveillance Team		

HIGHLIGHTS/SITUATION UPDATE (25/10/2021)



- A total of **128 868** cases have been recorded to-date, representing **5%** of the total population (**2 550 226**).
- More female cases **68 569 (53%)** have been recorded.
- Of the total confirmed cases, **4 350 (3%)** are Health Workers, with no new confirmation today.
 - 3 631 (83%) State; 711 (16%) Private, 8 (0.2%) Non-Governmental Organizations.
 - 4 340 (99%) recoveries and 25 (0.6%) deaths.
- The recovery rate now stands at **97%**.
- Khomas and Erongo regions reported the highest number of cases with **41 788 (32%)** and **18 448 (14%)** respectively.
- Of the total fatalities, **3 260 (92%)** are COVID-19 deaths while **290 (8%)** are COVID-19 related deaths. The case fatality rate now stands at **2.8%**.

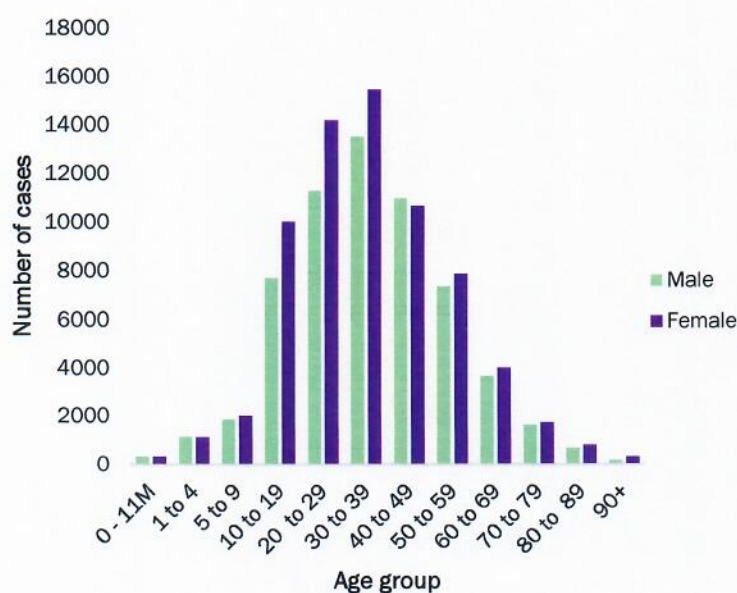
Table 1: Distribution of confirmed COVID-19 cases by region, 25 October 2021

Region	Total cases daily	Total No. of cases	Active cases	Recoveries	Cumulative Deaths	Cumulative deaths with co-morbidities	Non-COVID deaths	Health Workers
Erongo	5	18 448	47	17 985	411	341	5	417
Hardap	0	7 604	5	7 341	258	161	0	133
Kharas	1	7 869	29	7 690	150	129	0	242
Kavango East	0	5 515	6	5 308	200	122	1	246
Kavango West	0	643	3	621	19	16	0	38
Khomas	1	41 788	429	40 496	862	674	1	1 494
Kunene	0	3 735	9	3 606	120	88	0	97
Ohangwena	0	5 099	63	4 878	156	97	2	163
Omaheke	0	4 003	18	3 733	252	173	0	122
Omusati	0	5 767	25	5 512	230	139	0	181
Oshana	1	9 143	126	8 686	330	196	1	528
Oshikoto	0	6 760	24	6 560	174	139	2	319
Otjozondjupa	1	9 493	3	9 218	272	185	0	264
Zambezi	0	3 001	1	2 884	116	67	0	106
Total	9	128 868	788	124 518	3 550	2 523	12	4 350

EPIDEMIOLOGICAL SITUATION IN NAMIBIA

Table 2: The current distribution for hospitalization of confirmed cases by region, 25 October 2021

Region	Hospitalized confirmed cases	Intensive Care Unit
Erongo	1	0
Hardap	0	0
Kharas	5	0
Kavango East	2	1
Kavango West	1	0
Khomas	6	0
Kunene	7	0
Ohangwena	3	0
Omaheke	0	0
Omusati	3	0
Oshana	2	0
Oshikoto	1	0
Otjozondjupa	0	0
Zambezi	0	0
Total	31	1



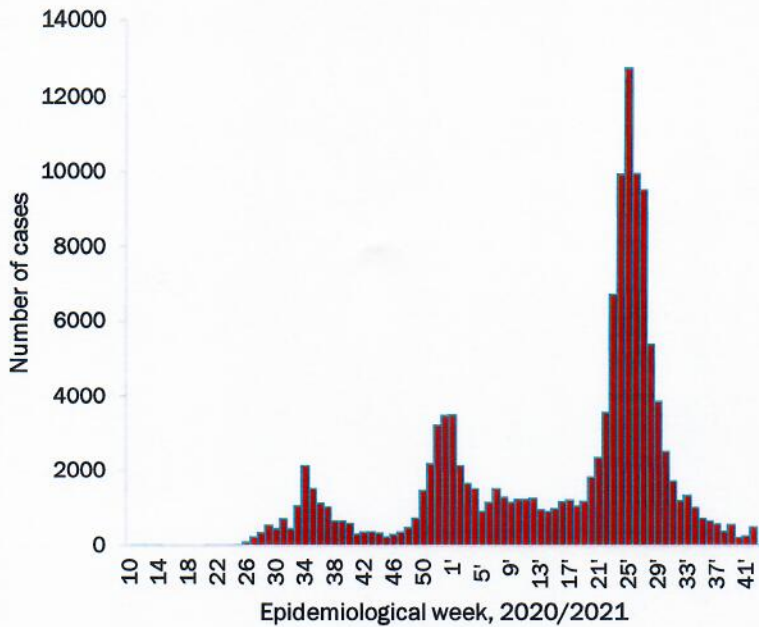
- Of the total confirmed cases, **76 127 (59%)** are in the 20-49 years age-brackets which constitutes the majority of the recorded cases.
- A total of **21 603 (17%)** of the confirmed cases are among the 5-19 years category.
- A total of **15 235 (12%)** of the confirmed cases are among the 50 - 59 years group.
- The under 5 years age group make up **2 922 (2%)** of the total cases whereas, **12 981 (10%)** are above 60 years of age.

Figure 1: Age and Sex distribution of COVID-19 confirmed cases 25 October 2021

Table 3: Number of people in quarantine, 25 October 2021

Region	Newly quarantined 24 hours	Cumulative number	Number discharged	Number in quarantine now
Erongo	0	6 931	6 931	0
Hardap	4	3 199	3 188	11
Kavango (East and West)	0	1 673	1 673	0
Khomas	0	3 700	3 698	2
Kharas	0	9 909	9 899	10
Kunene	0	6 493	6 443	50
Ohangwena	124	819	695	124
Omaheke	64	16 753	16 463	290
Omusati	16	3 332	3 320	12
Oshana	0	400	400	0
Oshikoto	19	23 907	23 877	30
Otjozondjupa	0	1 834	1 822	12
Zambezi	0	2 026	2 021	5
Total	227	80 976	80 430	546

- Since March 2020, **80 976** people have been placed into quarantine around the country.
- A total of **546** people are currently in quarantine, with **227** new admissions.



- The highest peak of **12 787 (10%)** cases was recorded during week 25 of 2021 (Figure 1).
- The number of cases have plateaued in the last seven (7) weeks as seen in the graph.

- The National Call Center continues operations for 24 hours daily.
- Today (25/10/2021), **589** calls were answered.

Figure 3: Epi-curve for confirmed COVID-19 cases, 25 October 2021

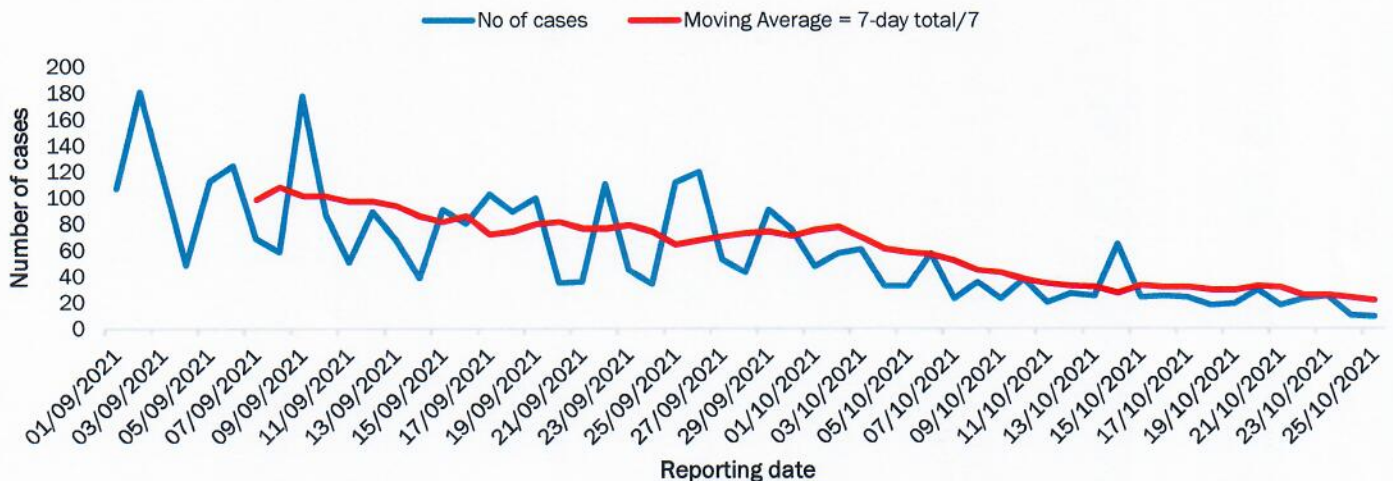


Figure 4: The 7 days moving average line chart for confirmed COVID-19 cases, 25 October 2021

- The laboratory testing capacity has been enhanced; with a total of fifteen (15) laboratories carrying out the testing of samples: NIP, Path-Care, UNAM Molecular, Central Veterinary Laboratory, Namib Poultry, NAMDEB, NamPath, Namibia Central Pathology, DiagnoLab, High Care, Alpha Medical Laboratory, Des-Jo Medical Test Centre, ProQuest Diagnostic Laboratory, MAXI and Medlink Laboratory Services.
- To date, **745 068** tests (including **14 333** re-tests) have been conducted by authorized laboratories.
- Since the beginning of the outbreak, **146 066** contacts of confirmed cases have been identified, **58** new contacts were identified within the last 24 hours from 12 regions.
- Cumulatively, **143 902** contacts have completed their monitoring period, while **290** contacts are lost to follow-up and a total of **25 374 (20%)** contacts of confirmed cases have tested positive.
- Today, **151 (37%)** out of **407** active contacts were monitored.

Table 4: COVID-19 specimen recorded at the Laboratories 25 October 2021

VARIABLES	TOTAL
Total samples received by the Laboratory	745 185
Total samples tested	730 735
Total samples re-tested	14 333
Total positive results	128 868
Total negative results	601 853
Total samples discarded	117
Invalid results	0
Total pending results	7
Indeterminant/Inconclusive	7
Suspected cases in 24 hours (excluding re-tests)	1 574

Table 5: Summary of COVID-19 vaccine doses administered, 25 October 2021

Region	Cumulative no. of persons vaccinated with doses of Sinopharm, AstraZeneca, Sputnik V, Pfizer and Jassen & Johnson		Targeted Population	Vaccination Coverage (%)	Cumulative no. of Healthcare Workers vaccinated with doses of Sinopharm, AstraZeneca, Sputnik V, Pfizer and Jassen & Johnson	
	1 st doses	Fully vaccinated			1 st doses	Fully vaccinated
Erongo	32 564	26 993	121 682	22%	1 194	856
Hardap	19 685	15 451	56 741	27%	492	393
Kharas	14 472	11 925	55 489	21%	648	365
Kavango East	18 568	12 842	117 665	11%	1 102	832
Kavango West	11 027	9 463	29 228	32%	399	345
Khomas	82 336	66 131	286 641	23%	3 760	2 668
Kunene	19 373	13 939	66 499	21%	640	484
Ohangwena	21 457	16 400	164 102	10%	767	583
Omaheke	14 657	9 937	51 765	19%	368	255
Omusati	21 191	16 608	139 451	12%	904	677
Oshana	18 307	14 925	126 374	12%	1 426	1 109
Oshikoto	17 838	14 492	124 395	11%	833	705
Otjozondjupa	24 593	20 082	97 903	20%	806	576
Zambezi	4 917	4 044	63 106	6%	568	519
Total	320 985	253 232	1 501 041	17%	13 907	10 367

PUBLIC HEALTH ACTION (S)

- The COVID-19 vaccination programme is ongoing throughout the country.
- Public Health measures continue to be enforced as the situation is closely monitored.
- The government and development partners continue to prioritize the continuation of essential health services.


CHALLENGES

- Slow vaccine uptake among members of the public, and circulation of anti-vaccination information.
- Poor adherence to COVID-19 Infection Prevention and Control (IPC) measures by the general public.

RECOMMENDATIONS

- Encourage the public to get vaccinated and strengthen community health awareness to encounter anti-vaccination information in circulation.
- Continue to give awareness on the importance of adhering to COVID-19 IPC measures; with the involvement of the Security Cluster.




APPROVED



INCIDENT MANAGER
25 OCTOBER 2021



SECRETARIAT

For enquiries, please contact
Namibia Public Health Emergency Operations Centre;
 PHEOC@mhss.gov.na
 0800 100 100
 0851 100 100