



NAMIBIA COVID-19 SITUATION REPORT NO. 587

Outbreak Name	COVID-19 outbreak	Country affected	Namibia
Date & Time	26 October 2021 20h00	Investigation start Date	13 March 2020
Prepared by	Surveillance Team		

HIGHLIGHTS/SITUATION UPDATE (26/10/2021)

CUMULATIVE

Tested 746 177

Confirmed 128 880

Active 782

Recoveries 124 536

Vaccinated

1st doses 323 846 2nd doses 205 240

Death 3 550

TOTAL TODAY

Tested 1 109

Confirmed 12

Active 782

Recoveries 18

Vaccinated

1st doses 2 861 2nd doses 1 530

Death 0

- A total of **128 880** cases have been recorded to-date, representing **5%** of the total population (**2 550 226**).
- More female cases **68 575 (53%)** have been recorded.
- Of the total confirmed cases, **4 351 (3%)** are Health Workers, with no new confirmation today.
 - 3 632 (83%) State; 711 (16%) Private, 8 (0.2%) Non-Governmental Organizations.
 - 4 349 (99%) recoveries and 25 (0.6%) deaths.
- The recovery rate now stands at **97%**.
- Khomas and Erongo regions reported the highest number of cases with **41 792 (32%)** and **18 450 (14%)** respectively.
- Of the total fatalities, **3 260 (92%)** are COVID-19 deaths while **290 (8%)** are COVID-19 related deaths. The case fatality rate now stands at **2.8%**.

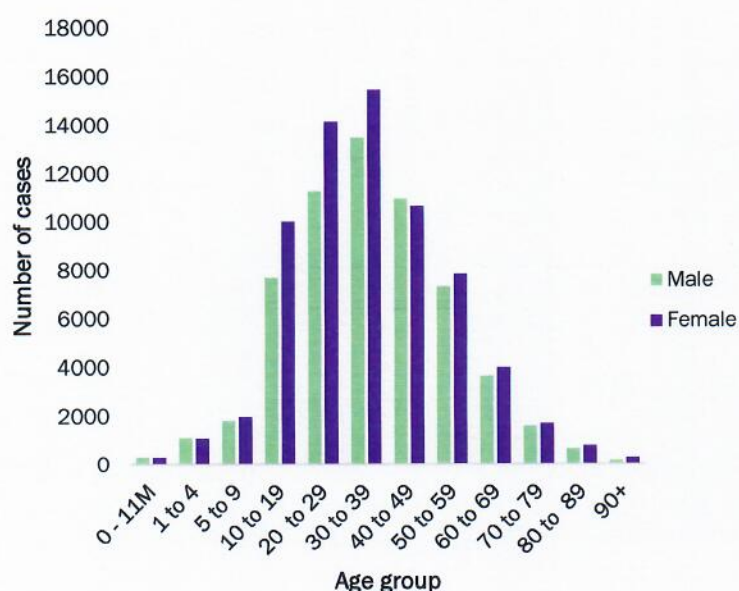
Table 1: Distribution of confirmed COVID-19 cases by region, 26 October 2021

Region		Total No. of cases	Active cases	Recoveries	Cumulative Deaths	Cumulative deaths with co-morbidities	Non-COVID deaths	Health Workers
Erongo	2	18 450	49	17 985	411	341	5	417
Hardap	0	7 604	5	7 341	258	161	0	133
Karas	1	7 870	25	7 695	150	129	0	242
Kavango East	1	5 516	7	5 308	200	122	1	246
Kavango West	0	643	3	621	19	16	0	38
Khomas	4	41 792	429	40 500	862	674	1	1 495
Kunene	0	3 735	2	3 613	120	88	0	97
Ohangwena	0	5 099	63	4 878	156	97	2	163
Omaheke	0	4 003	18	3 733	252	173	0	122
Omusati	0	5 767	25	5 512	230	139	0	181
Oshana	1	9 144	127	8 686	330	196	1	528
Oshikoto	0	6 760	24	6 560	174	139	2	319
Otjozondjupa	3	9 496	4	9 220	272	185	0	264
Zambezi	0	3 001	1	2 884	116	67	0	106
Total	12	128 880	782	124 536	3 550	2 523	12	4 351

EPIDEMIOLOGICAL SITUATION IN NAMIBIA

Table 2: The current distribution for hospitalization of confirmed cases by region, 26 October 2021

Region	Hospitalized confirmed cases	Intensive Care Unit
Erongo	1	0
Hardap	0	0
Kharas	0	0
Kavango East	4	1
Kavango West	1	0
Khomas	6	0
Kunene	0	0
Ohangwena	4	0
Omaheke	0	0
Omusati	3	0
Oshana	3	0
Oshikoto	1	0
Otjozondjupa	0	0
Zambezi	0	0
Total	23	1



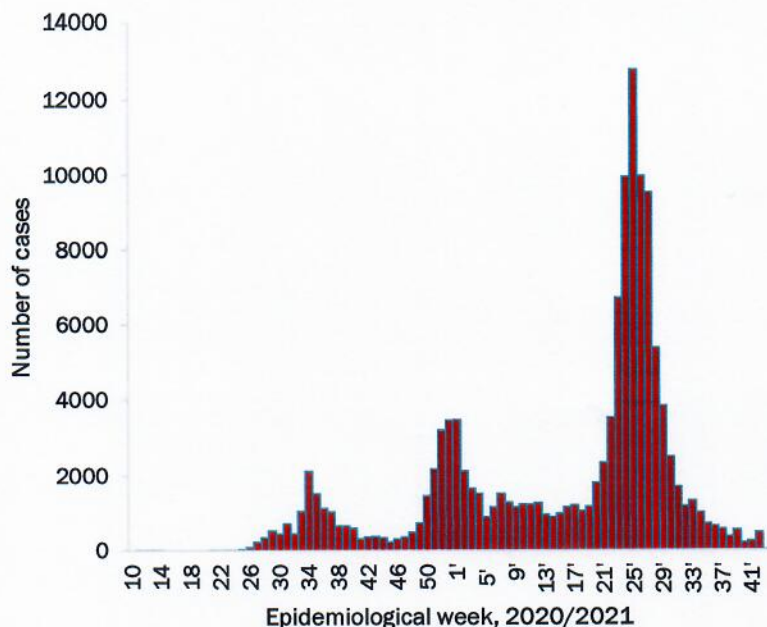
- Of the total confirmed cases, **76 134 (59%)** are in the 20-49 years age-brackets which constitutes the majority of the recorded cases.
- A total of **21 605 (17%)** of the confirmed cases are among the 5-19 years category.
- A total of **15 235 (12%)** of the confirmed cases are among the 50 - 59 years group.
- The under 5 years age group make up **2 923 (2%)** of the total cases whereas, **12 984 (10%)** are above 60 years of age.

Figure 1: Age and Sex distribution of COVID-19 confirmed cases 26 October 2021

Table 3: Number of people in quarantine, 26 October 2021

Region	Newly quarantined 24 hours	Cumulative number	Number discharged	Number in quarantine now
Erongo	0	6 931	6 931	0
Hardap	3	3 202	3 189	13
Kavango (East and West)	0	1 673	1 673	0
Khomas	1	3 701	3 698	3
Kharas	0	9 909	9 899	10
Kunene	0	6 493	6 463	30
Ohangwena	0	819	719	100
Omaheke	0	16 753	16 463	290
Omusati	7	3 339	3 320	19
Oshana	0	400	400	0
Oshikoto	14	23 921	23 910	11
Otjozondjupa	0	1 834	1 822	12
Zambezi	0	2 026	2 021	5
Total	25	81 001	80 508	493

- Since March 2020, **81 001** people have been placed into quarantine around the country.
- A total of **493** people are currently in quarantine, with **25** new admissions.



- The highest peak of **12 787 (10%)** cases was recorded during week 25 of 2021 (Figure 1).
- The number of cases have plateaued in the last seven (7) weeks as seen in the graph.

- The National Call Center continues operations for 24 hours daily.
- Today (26/10/2021), **600** calls were answered.

Figure 3: Epi-curve for confirmed COVID-19 cases, 26 October 2021

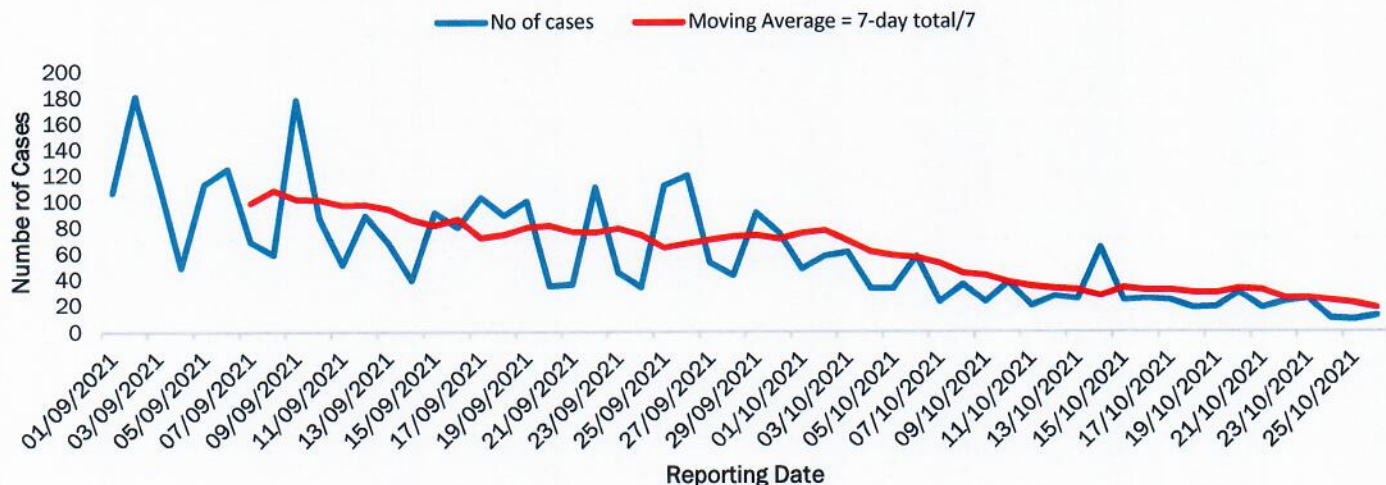


Figure 4: The 7 days moving average line chart for confirmed COVID-19 cases, 26 October 2021

- The laboratory testing capacity has been enhanced; with a total of fifteen (15) laboratories carrying out the testing of samples: NIP, Path-Care, UNAM Molecular, Central Veterinary Laboratory, Namib Poultry, NAMDEB, NamPath, Namibia Central Pathology, DiagnoLab, High Care, Alpha Medical Laboratory, Des-Jo Medical Test Centre, ProQuest Diagnostic Laboratory, MAXI and Medlink Laboratory Services.
- To date, **746 177** tests (including **14 334** re-tests) have been conducted by authorized laboratories.
- Since the beginning of the outbreak, **146 090** contacts of confirmed cases have been identified, **24** new contacts were identified within the last 24 hours from 12 regions.
- Cumulatively, **143 930** contacts have completed their monitoring period, while **290** contacts are lost to follow-up and a total of **25 376 (20%)** contacts of confirmed cases have tested positive.
- Today, **147 (36%)** out of **403** active contacts were monitored.

Table 4: COVID-19 specimen recorded at the Laboratories 26 October 2021

VARIABLES	TOTAL
Total samples received by the Laboratory	756 194
Total samples tested	731 843
Total samples re-tested	14 334
Total positive results	128 880
Total negative results	602 948
Total samples discarded	117
Invalid results	0
Total pending results	7
Indeterminant/Inconclusive	7
Suspected cases in 24 hours (excluding re-tests)	1 108

Table 5: Summary of COVID-19 vaccine doses administered, 26 October 2021

Region	Cumulative no. of persons vaccinated with doses of Sinopharm, AstraZeneca, Sputnik V, Pfizer and Jassen & Johnson		Targeted Population	Vaccination Coverage (%)	Cumulative no. of Healthcare Workers vaccinated with doses of Sinopharm, AstraZeneca, Sputnik V, Pfizer and Jassen & Johnson	
	1 st doses	Fully vaccinated			1 st doses	Fully vaccinated
Erongo	32 679	27 207	121 682	22%	1 195	857
Hardap	19 773	15 598	56 741	27%	492	395
Kharas	14 615	12 087	55 489	21%	650	368
Kavango East	18 931	12 989	117 665	11%	1102	832
Kavango West	11 358	9 630	29 228	32%	399	345
Khomas	82 717	66 734	286 641	23%	3 770	2 684
Kunene	19 589	14 231	66 499	21%	641	486
Ohangwena	21 664	16 689	164 102	10%	767	584
Omaheke	14 854	10 140	51 765	19%	368	256
Omusati	21 435	16 885	139 451	12%	906	679
Oshana	18 402	15 070	126 374	12%	1 426	1 109
Oshikoto	18 023	14 698	124 395	11%	833	705
Otjozondjupa	24 778	20 274	97 903	20%	806	577
Zambezi	5 028	4 149	63 106	6%	570	521
Total	323 846	256 381	1 501 041	17%	13 925	10 398

PUBLIC HEALTH ACTION (S)

- The COVID-19 vaccination programme is ongoing throughout the country.
- Public Health measures continue to be enforced as the situation is closely monitored.
- The government and development partners continue to prioritize the continuation of essential health services.

CHALLENGES

- Slow vaccine uptake among members of the public, and circulation of anti-vaccination information.
- Poor adherence to COVID-19 Infection Prevention and Control (IPC) measures by the general public.




RECOMMENDATIONS

- Encourage the public to get vaccinated and strengthen community health awareness to encounter anti-vaccination information in circulation.
- Continue to give awareness on the importance of adhering to COVID-19 IPC measures; with the involvement of the Security Cluster.

APPROVED


 INCIDENT MANAGER
 26 OCTOBER 2021


 SECRETARIAT

For enquiries, please contact
Namibia Public Health Emergency Operations Centre;
 PHEOC@mhss.gov.na
 0800 100 100
 0851 100 100