



NAMIBIA COVID-19 SITUATION REPORT NO. 569

Outbreak Name	COVID-19 outbreak	Country affected	Namibia
Date & Time	08 October 2021 17h00	Investigation start Date	13 March 2020
Prepared by	Surveillance Team		

HIGHLIGHTS/SITUATION UPDATE (08/10/2021)

CUMULATIVE	TOTAL TODAY
Tested 719 774	Tested 1 122
Confirmed 128 106	Confirmed 36
Active 1 025	Active 1 025
Recoveries 123 542	Recoveries 83
Vaccinated 1 st doses 285 266 2 nd doses 183 458	Vaccinated 1 st doses 1 165 2 nd doses 858
Deaths 3 527	Deaths 3

- A total of **128 106** cases have been recorded to-date, representing **5%** of the total population (**2 550 226**).
- More female cases **68 179 (53%)** have been recorded.
- Of the total confirmed cases, **4 343 (3%)** are Health Workers, with no new confirmation today.
 - 3 624 (83%) State; 711 (16%) Private, 8 (0.2%) Non-Governmental Organizations.
 - 4 303 (99%) recoveries and 25 (0.6%) deaths.
- The recovery rate now stands at **96%**.
- Khomas and Erongo regions reported the highest number of cases with **41 616 (33%)** and **18 284 (14%)** respectively.
- Of the total fatalities, **3 239 (92%)** are COVID-19 deaths while **288 (8%)** are COVID-19 related deaths. The case fatality rate now stands at **2.8%**.

Table 1: Distribution of confirmed COVID-19 cases by region, 08 October 2021

Region	Total cases daily	Total No. of cases	Active cases	Recoveries	Cumulative Deaths	Cumulative deaths with co-morbidities	Non-COVID deaths	Health Workers
Erongo	0	18 284	33	17 835	411	341	5	417
Hardap	2	7 597	65	7 274	258	161	0	133
Kharas	5	7 819	15	7 656	148	127	0	241
Kavango East	0	5 499	7	5 296	195	117	1	246
Kavango West	1	640	1	621	18	16	0	38
Khomas	1	41 616	419	40 335	861	674	1	1 493
Kunene	0	3 717	53	3 544	120	88	0	97
Oshana	11	5 024	232	4 638	152	95	2	162
Omaheke	0	3 984	5	3 728	251	173	0	122
Omusati	8	5 690	37	5 426	227	136	0	181
Oshana	7	9 090	117	8 644	328	195	1	525
Oshikoto	0	6 743	26	6 542	173	138	2	319
Otjozondjupa	0	9 410	5	9 135	270	185	0	263
Zambezi	1	2 993	10	2 868	115	66	0	106
Total	36	128 106	1 025	123 542	3 527	2 512	12	4 343

EPIDEMIOLOGICAL SITUATION IN NAMIBIA

Table 2: The current distribution for hospitalization of confirmed cases by region, 08 October 2021

Region	Hospitalized confirmed cases	Intensive Care Unit
Erongo	5	0
Hardap	5	0
Kharas	3	0
Kavango East	4	0
Kavango West	1	0
Khomas	13	2
Kunene	3	0
Ohangwena	6	0
Omaheke	0	0
Omusati	2	0
Oshana	17	6
Oshikoto	4	2
Otjozondjupa	1	0
Zambezi	0	0
Total	64	10

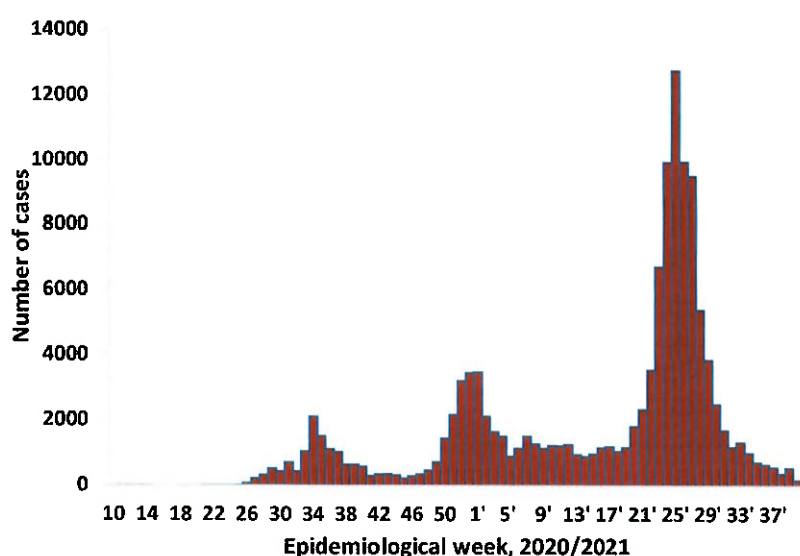


Figure 1: Epi-curve for confirmed COVID-19 cases, 08 October 2021

- The highest peak of **12 787 (10%)** cases was recorded during week 25 of 2021 (Figure 1).
- After a peak in epi-week 25, the country has seen a gradual reduction in the average number of confirmed cases from 1 598 to 53 in epi-week 38.
- The number of cases have plateaued in the last five weeks as seen in the graph.

- The National Call Center continues operations for 24 hours daily.
- Today (08/10/2021), **510** calls were answered.

- The laboratory testing capacity has been enhanced; with a total of fifteen (15) laboratories carrying out the testing of samples: NIP, Path-Care, UNAM Molecular, Central Veterinary Laboratory, Namib Poultry, NAMDEB, NamPath, Namibia Central Pathology, DiagnoLab, High Care, Alpha Medical Laboratory, Des-Jo Medical Test Centre, ProQuest Diagnostic Laboratory, MAXI and Medlink Laboratory Services.

- To date, **719 774** tests (including **14 296** re-tests) have been conducted by authorized laboratories.

- Since the beginning of the outbreak, **144 526** contacts of confirmed cases have been identified, **55** new contacts were identified within the last 24 hours from 9 regions.

- Cumulatively, **141 988** contacts have completed their monitoring period, while **288** contacts are lost to follow-up and a total of **25 286 (20%)** contacts of confirmed cases have tested positive.

- Today, **350 (45%)** out of **779** active contacts were monitored.

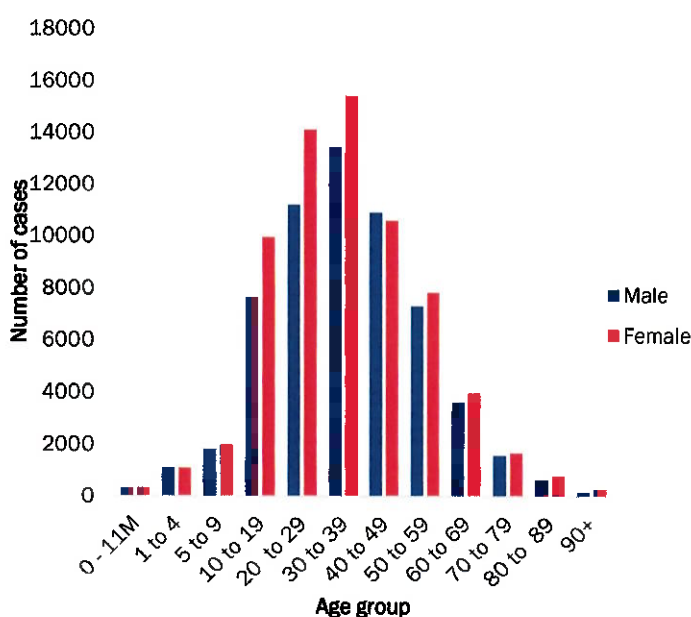
Table 3: COVID-19 specimen recorded at the Laboratories 08 October 2021

VARIABLES	TOTAL
Total samples received by the Laboratory	719 891
Total samples tested	705 478
Total samples re-tested	14 296
Total positive results	128 106
Total negative results	577 358
Total samples discarded	117
Invalid results	0
Total pending results	7
Indeterminant/Inconclusive	7
Suspected cases in 24 hours (excluding re-tests)	1 120

Table 4: Number of people in quarantine, 08 October 2021

Region	Newly quarantined 24 hours	Cumulative number	Number discharged	Number in quarantine now
Erongo	0	6 931	6 891	40
Hardap	3	3 159	3 151	8
Kavango (East and West)	0	1 673	1 673	0
Khomas	0	3 697	3 697	0
Kharas	0	9 909	9 809	100
Kunene	0	6 493	6 293	200
Ohangwena	0	695	695	0
Omaheke	0	15 706	15 516	190
Omusati	0	3 191	3 141	50
Oshana	0	400	400	0
Oshikoto	0	23 348	23 285	63
Otjozondjupa	0	1 804	1 798	6
Zambezi	0	2 026	1 991	35
Total	3	79 032	78 340	692

- Since March 2020, **79 032** people have been placed in quarantine around the country.
- A total of **692** people are currently in quarantine, with **3** admissions.



- Of the total confirmed cases, **75 776 (59%)** are in the 20-49 years age-brackets which constitutes the majority of the recorded cases.
- A total of **21 460 (17%)** of the confirmed cases are among the 5-19 years category.
- A total of **15 142 (12%)** of the confirmed cases are among the 50 - 59 years group.
- The under 5 years age group make up **2 907 (2%)** of the total cases whereas, **12 821 (10%)** are above 60 years of age.

Figure 2: Age and Sex distribution of COVID-19 confirmed cases 08 October 2021

Table 5: Summary of COVID-19 vaccine doses administered, 08 October 2021

Region	Cumulative no. of persons vaccinated with doses of Sinopharm, AstraZeneca, Sputnik V, Pfizer and Jassen & Johnson		Targeted Population	Vaccination Coverage (%)	Cumulative no. of Healthcare Workers vaccinated with doses of Sinopharm, AstraZeneca, Sputnik V, Pfizer and Jassen & Johnson	
	1 st doses	Fully vaccinated			1 st doses	Fully vaccinated
Erongo	30 296	23 369	121 682	19%	1 099	789
Hardap	18 198	13 480	56 741	24%	470	377
Kharas	12 838	9 925	55 489	18%	626	334
Kavango East	14 274	8 354	117 665	7%	948	654
Kavango West	6 906	5 585	29 228	19%	341	276
Khomas	75 497	56 963	286 641	20%	3 568	2 480
Kunene	16 754	10 935	66 499	16%	623	384
Ohangwena	19 467	13 330	164 102	8%	688	492
Omaheke	13 362	8 336	51 765	16%	350	229
Omusati	19 086	13 705	139 451	10%	854	610
Oshana	16 975	12 871	126 374	10%	1 343	1 016
Oshikoto	15 576	11 220	124 395	9%	763	645
Otjozondjupa	21 592	16 497	97 903	17%	762	537
Zambezi	4 445	3 435	63 106	5%	517	471
Total	285 266	208 005	1 501 041	14%	12 952	9 294

PUBLIC HEALTH ACTION (S)

- The COVID-19 vaccination programme is ongoing throughout the country.
- Public Health measures continue to be enforced as the situation is closely monitored.
- The government and development partners continue to prioritize the continuation of essential health services.

CHALLENGES

- Poor adherence to COVID-19 Infection Prevention and Control (IPC) measures by the general public.


RECOMMENDATIONS

- Continue to give awareness on the importance of adhering to COVID-19 IPC measures; with the involvement of the Security Cluster.

APPROVED



INCIDENT MANAGER
08 OCTOBER 2021



SECRETARIAT

For enquiries, please contact
Namibia Public Health Emergency Operations Centre;

 PHEOC@mhss.gov.na

 0800 100 100

 0851 100 100