




NAMIBIA COVID-19 SITUATION REPORT NO. 600

Outbreak Name	COVID-19 outbreak	Country affected	Namibia
Date & Time	08.11.2021 17h00	Investigation start Date	13 March 2020
Prepared by	Surveillance Team		

HIGHLIGHTS/SITUATION UPDATE (08/11/2021)



- A total of **129 027** cases have been recorded to-date, representing **5%** of the total population (**2 550 226**).
- More female cases **68 644 (53%)** have been recorded.
- Of the total confirmed cases, **4 356 (3%)** are Health Workers, with no new confirmation today.
  - 3 637 (83%) State; 711 (16%) Private, 8 (0.2%) Non-Governmental Organizations.
  - 4 350 (99%) recoveries and 25 (0.6%) deaths.
- The recovery rate now stands at **97%**.
- Khomas and Erongo regions reported the highest number of cases with **41 819 (32%)** and **18 465 (14%)** respectively.
- Of the total fatalities, **3 270 (92%)** are COVID-19 deaths while **294 (8%)** are COVID-19 related deaths. The case fatality rate now stands at **2.8%**.

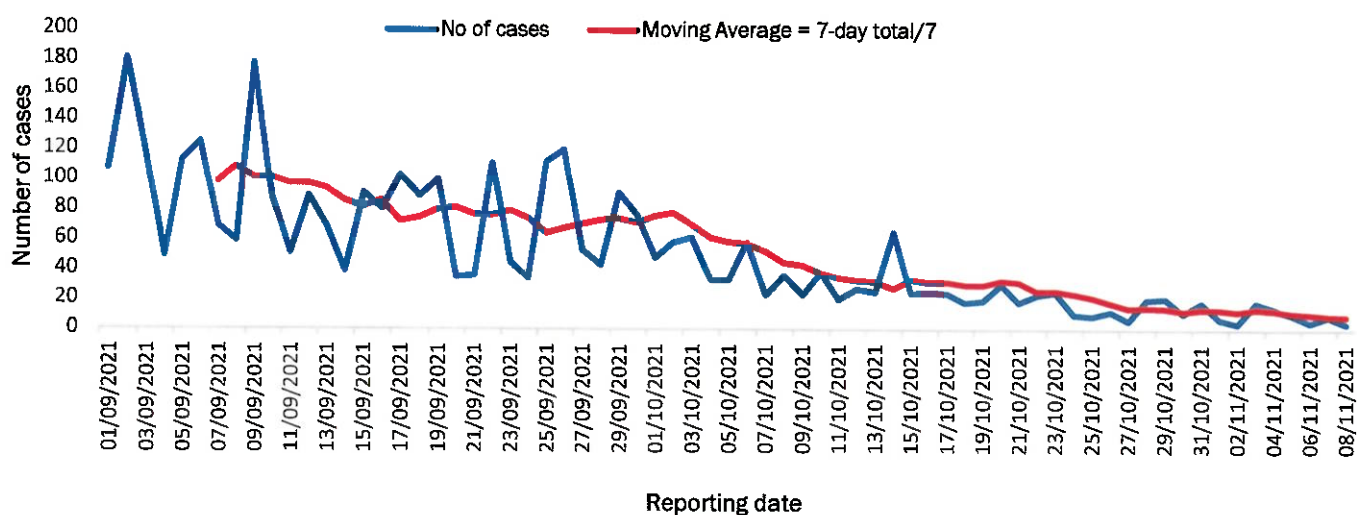
**Table 1: Distribution of confirmed COVID-19 cases by region, 08 November 2021**

Region	Total cases daily	Total No. of cases	Active cases	Recoveries	Cumulative Deaths	Cumulative deaths with co-morbidities	Non-COVID deaths	Health Workers
Erongo	0	18 465	11	18 038	411	341	5	418
Hardap	0	7 611	7	7 346	258	161	0	133
Karas	2	7 881	7	7 722	152	130	0	242
Kavango East	0	5 518	0	5 314	203	122	1	246
Kavango West	0	645	0	626	19	16	0	38
Khomas	0	41 819	45	40 909	864	676	1	1 498
Kunene	1	3 738	1	3 614	123	89	0	97
Ohangwena	0	5 122	45	4 919	156	97	2	163
Omaheke	0	4 005	0	3 752	253	174	0	122
Omusati	0	5 796	4	5 562	230	139	0	181
Oshana	0	9 153	11	8 811	330	196	1	528
Oshikoto	1	6 765	26	6 562	175	140	2	319
Otjozondjupa	0	9 506	6	9 227	273	185	0	265
Zambezi	0	3 003	1	2 885	117	67	0	106
<b>Total</b>	<b>4</b>	<b>129 027</b>	<b>164</b>	<b>125 287</b>	<b>3 564</b>	<b>2 533</b>	<b>12</b>	<b>4 356</b>

## EPIDEMIOLOGICAL SITUATION IN NAMIBIA

**Table 2: The current distribution for hospitalization of confirmed cases by region, 08 November 2021**

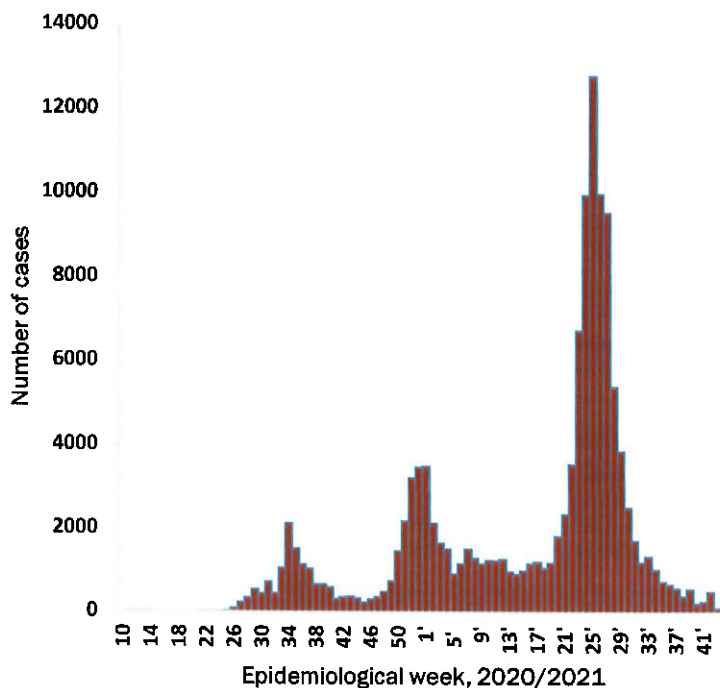
Region	Hospitalized confirmed cases	Intensive Care Unit
Erongo	1	0
Hardap	0	0
Kharas	0	0
Kavango East	0	0
Kavango West	0	0
Khomas	4	0
Kunene	0	0
Ohangwena	2	0
Omaheke	0	0
Omusati	0	0
Oshana	1	0
Oshikoto	1	0
Otjozondjupa	0	0
Zambezi	1	0
<b>Total</b>	<b>10</b>	<b>0</b>



**Figure 1: The 7 days moving average line chart for confirmed COVID-19 cases, 08 November 2021**

- The highest peak of **12 787 (10%)** cases was recorded during week 25 of 2021 (Figure 1).
- After a peak in epi-week 25, the country has seen a gradual reduction in the average number of confirmed cases from 1 598 to 14 in epi-week 43.
- The number of cases have plateaued in the last nine (9) weeks as seen in the graph.

- The National Call Center continues operations for 24 hours daily.
- Today (08/11/2021), **380** calls were answered.



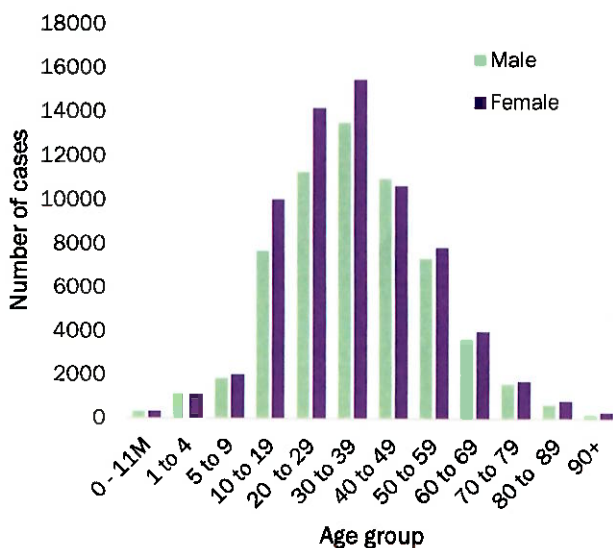
**Figure 2: Epi-curve for confirmed COVID-19 cases, 08 November 2021**

**Table 3: COVID-19 specimen recorded at the Laboratories  
08 November 2021**

VARIABLES	TOTAL
Total samples received by the Laboratory	763 072
Total samples tested	748 593
Total samples re-tested	14 362
Total positive results	129 027
Total negative results	619 566
Total samples discarded	117
Invalid results	0
Total pending results	0
Indeterminant/Inconclusive	0
Suspected cases in 24 hours (excluding re-tests)	1 679

- The laboratory testing capacity has been enhanced; with a total of fifteen (15) laboratories carrying out the testing of samples: NIP, Path-Care, UNAM Molecular, Central Veterinary Laboratory, Namib Poultry, NAMDEB, NamPath, Namibia Central Pathology, DiagnoLab, High Care, Alpha Medical Laboratory, Des-Jo Medical Test Centre, ProQuest Diagnostic Laboratory, MAXI and Medlink Laboratory Services.
- To date, **762 955** tests (including **14 362** re-tests) have been conducted by authorized laboratories.
- Since the beginning of the outbreak, **146 855** contacts of confirmed cases have been identified, **108** new contacts were identified within the last 24 hours from 10 regions.
- Cumulatively, **144 685** contacts have completed their monitoring period, while **290** contacts are lost to follow-up and a total of **25 408 (20%)** contacts of confirmed cases have tested positive.
- Today, **235 (47%)** out of **501** active contacts were monitored.

- Of the total confirmed cases, **76 200 (59%)** are in the 20-49 years age-brackets which constitutes the majority of the recorded cases.
- A total of **21 651 (17%)** of the confirmed cases are among the 5-19 years category.
- A total of **15 246 (12%)** of the confirmed cases are among the 50 - 59 years group.
- The under 5 years age group make up **2 934 (2%)** of the total cases whereas, **12 998 (10%)** are above 60 years of age.



**Table 4: Number of people in quarantine  
08 November 2021**

**Figure 3: Age and Sex distribution of COVID-19 confirmed cases  
08 November 2021**

Region	Newly quarantined 24 hours	Cumulative number	Number discharged	Number in quarantine now
Erongo	0	6 931	6 931	0
Hardap	0	3 223	3 223	0
Kavango (East and West)	0	1 673	1 673	0
Khomas	0	3 703	3 700	3
Kharas	0	9 909	9 909	0
Kunene	0	6 493	6 488	5
Ohangwena	0	880	870	10
Omaheke	0	17 349	17 249	100
Omusati	3	3 394	3 391	3
Oshana	0	400	400	0
Oshikoto	0	24 094	24 062	32
Otjozondjupa	0	1 834	1 834	0
Zambezi	0	2 026	2 026	0
<b>Total</b>	<b>3</b>	<b>81 909</b>	<b>81 756</b>	<b>153</b>

- Since March 2020, **81 909** people have been placed into quarantine around the country.
- A total of **153** people are currently in quarantine, with **3** new admissions.

**Table 5: Summary of COVID-19 vaccine doses administered, 08 November 2021**

Region	Cumulative no. of persons vaccinated with doses of Sinopharm, AstraZeneca, Sputnik V, Pfizer and Jassen & Johnson		Targeted Population	Vaccination Coverage (%)	Cumulative no. of Healthcare Workers vaccinated with doses of Sinopharm, AstraZeneca, Sputnik V, Pfizer and Jassen & Johnson	
	1 <sup>st</sup> doses	Fully vaccinated			1 <sup>st</sup> doses	Fully vaccinated
Erongo	33 552	28 555	121 682	23%	1 205	866
Hardap	20 477	16 585	56 741	29%	496	408
Karas	15 702	13 248	55 489	24%	665	380
Kavango East	20 796	14 272	117 665	12%	1 157	887
Kavango West	13 317	10 778	29 228	37%	411	370
Khomas	85 088	70 765	286 641	25%	3 803	2 751
Kunene	20 993	15 718	66 499	23%	641	486
Ohangwena	23 029	18 215	164 102	11%	781	604
Omaheke	15 832	11 102	51 765	21%	369	258
Omusati	22 537	18 429	139 451	13%	917	711
Oshana	18 870	15 919	126 374	13%	1 435	1 159
Oshikoto	18 844	15 856	124 395	13%	835	712
Otjozondjupa	25 828	21 706	97 903	22%	829	605
Zambezi	6 351	5 464	63 106	9%	603	547
<b>Total</b>	<b>341 216</b>	<b>276 612</b>	<b>1 501 041</b>	<b>18%</b>	<b>14 147</b>	<b>10 744</b>

**PUBLIC HEALTH ACTION (S)**

- The COVID-19 vaccination programme is ongoing throughout the country.
- Public Health measures continue to be enforced as the situation is closely monitored.
- The government and development partners continue to prioritize the continuation of essential health services.


**CHALLENGES**


- Slow vaccine uptake among members of the public, and circulation of anti-vaccination information.




**RECOMMENDATIONS**

- Encourage the public to get vaccinated and strengthen community health awareness to encounter anti-vaccination information in circulation.

APPROVED

  
 INCIDENT MANAGER  
 08 NOVEMBER 2021

  
 SECRETARIAT

For enquiries, please contact  
**Namibia Public Health Emergency Operations Centre;**  
 [PHEOC@mhss.gov.na](mailto:PHEOC@mhss.gov.na)  
 0800 100 100  
 0851 100 100