




NAMIBIA COVID-19 SITUATION REPORT NO. 616

Outbreak Name	COVID-19 outbreak	Country affected	Namibia
Date & Time	24.11. 2021 17h00	Investigation start Date	13 March 2020
Prepared by	Surveillance Team		

HIGHLIGHTS/SITUATION UPDATE (24/11/2021)



- A total of **129 151** cases have been recorded to-date, representing **5%** of the total population (**2 550 226**).
- More female cases **68 708 (53%)** have been recorded.
- Of the total confirmed cases, **4 360 (3%)** are Health Workers, with no new confirmation today.
 - 3 640 (84%) State; 712 (16%) Private, 8 (0.2%) Non-Governmental Organizations.
 - 4 353 (99%) recoveries and 25 (0.6%) deaths.
- The recovery rate now stands at **97%**.
- Khomas and Erongo regions reported the highest number of cases with **41 865 (32%)** and **18 480 (14%)** respectively.
- Of the total fatalities, **3 276 (92%)** are COVID-19 deaths while **296 (8%)** are COVID-19 related deaths. The case fatality rate now stands at **2.8%**.

Table 1: Distribution of confirmed COVID-19 cases by region, 24 November 2021

Region	Total cases daily	Total No. of cases	Active cases	Recoveries	Cumulative Deaths	Cumulative deaths with co-morbidities	Non-COVID deaths	Health Workers
Erongo	2	18 480	11	18 053	411	341	5	418
Hardap	1	7 617	4	7 355	258	161	0	133
Kharas	1	7 889	6	7 731	152	130	0	242
Kavango East	0	5 523	1	5 314	207	122	1	246
Kavango West	0	645	0	626	19	16	0	38
Khomas	13	41 865	50	40 949	865	676	1	1 501
Kunene	0	3 745	5	3 616	124	89	0	97
Ohangwena	0	5 122	3	4 961	156	97	2	163
Omaheke	0	4 006	1	3 752	253	174	0	122
Omusati	0	5 805	4	5 570	231	139	0	181
Oshana	1	9 162	7	8 823	331	196	1	529
Oshikoto	0	6 766	0	6 589	175	140	2	319
Otjozondjupa	0	9 518	9	9 236	273	185	0	265
Zambezi	0	3 008	1	2 890	117	67	0	106
Total	18	129 151	102	125 465	3 572	2 533	12	4 360

EPIDEMIOLOGICAL SITUATION IN NAMIBIA

Table 2: The current distribution for hospitalization of confirmed cases by region, 24 November 2021

Region	Hospitalized confirmed cases	Intensive Care Unit
Erongo	1	0
Hardap	1	0
Karas	0	0
Kavango East	1	0
Kavango West	0	0
Khomas	7	2
Kunene	0	0
Ohangwena	0	0
Omaheke	0	0
Omusati	0	0
Oshana	1	0
Oshikoto	0	0
Otjozondjupa	0	0
Zambezi	0	0
Total	11	2

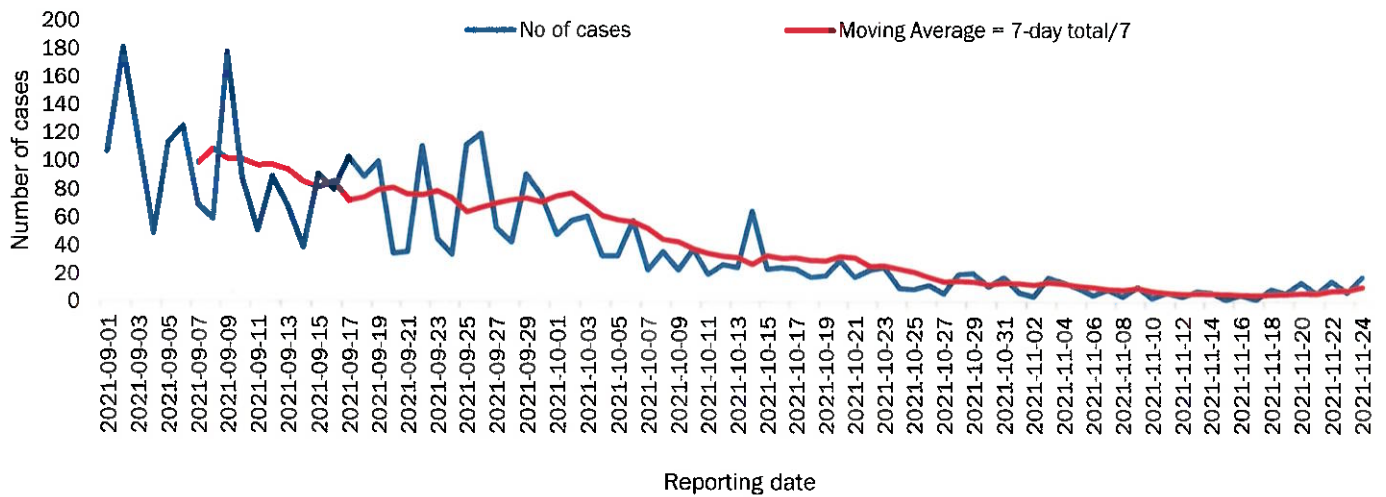


Figure 1: The 7 days moving average line chart for confirmed COVID-19 cases, 24 November 2021

- The highest peak of **12 787 (10%)** cases was recorded during week 25 of 2021 (Figure 1).
- After a peak in epi-week 25, the country has seen a gradual reduction in the average number of confirmed cases from 1 827 to 6 in epi-week 46.
- The number of cases have plateaued in the last eleven (12) weeks as seen in the graph.

- The National Call Center continues operations for 24 hours daily.
- Today (24/11/2021), **277** calls were answered.

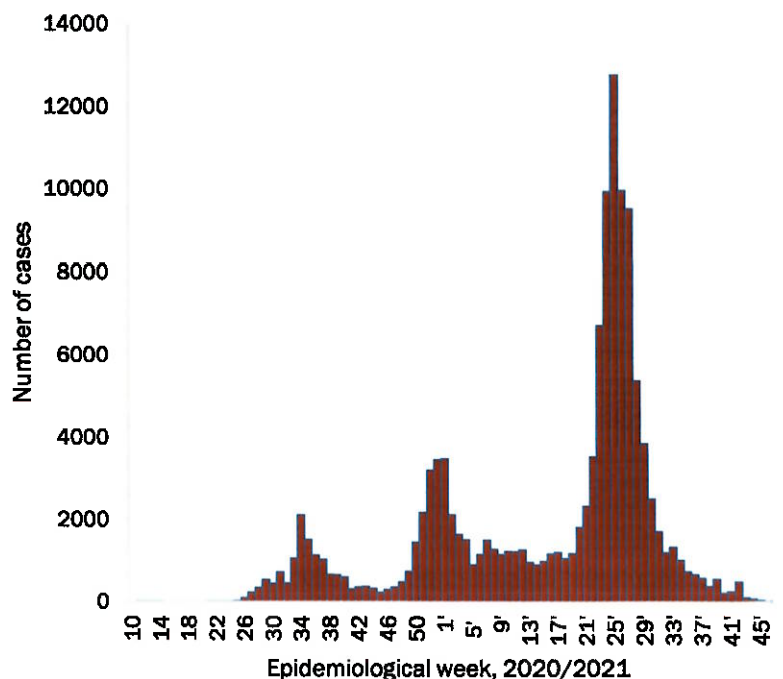


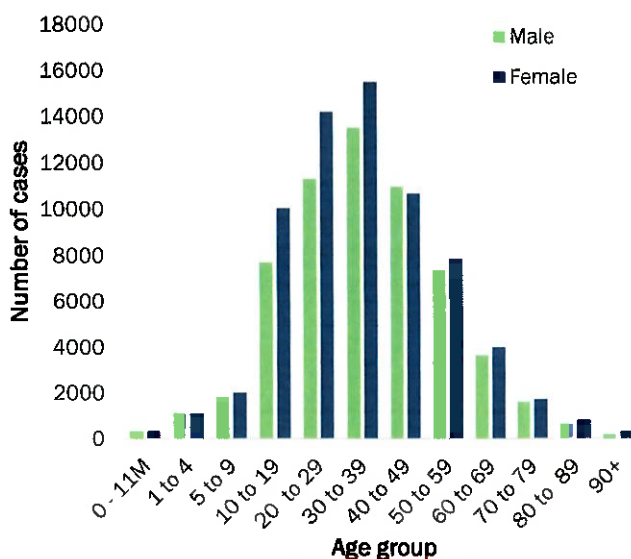
Figure 2: Epi-curve for confirmed COVID-19 cases, 24 November 2021

**Table 3: COVID-19 specimen recorded at the Laboratories
24 November 2021**

VARIABLES	TOTAL
Total samples received by the Laboratory	784 753
Total samples tested	770 245
Total samples re-tested	14 391
Total positive results	129 151
Total negative results	641 092
Total samples discarded	117
Invalid results	0
Total pending results	0
Indeterminant/Inconclusive	2
Suspected cases in 24 hours (excluding re-tests)	2 254

- The laboratory testing capacity has been enhanced; with a total of fifteen (15) laboratories carrying out the testing of samples: NIP, Path-Care, UNAM Molecular, Central Veterinary Laboratory, Namib Poultry, NAMDEB, NamPath, Namibia Central Pathology, DiagnoLab, High Care, Alpha Medical Laboratory, Des-Jo Medical Test Centre, ProQuest Diagnostic Laboratory, MAXI and Medlink Laboratory Services.
- To date, **784 636** tests (including **14 391** re-tests) have been conducted by authorized laboratories.
- Since the beginning of the outbreak, **147 196** contacts of confirmed cases have been identified, **50** new contacts were identified within the last 24 hours from 11 regions.
- Cumulatively, **145 392** contacts have completed their monitoring period, while **290** contacts are lost to follow-up and a total of **25 421 (20%)** contacts of confirmed cases have tested positive.
- Today, **51 (50%)** out of **102** active contacts were monitored.

- Of the total confirmed cases, **76 274 (59%)** are in the 20-49 years age-brackets which constitutes the majority of the recorded cases.
- A total of **21 672 (17%)** of the confirmed cases are among the 5-19 years category.
- A total of **15 259 (12%)** of the confirmed cases are among the 50 - 59 years group.
- The under 5 years age group make up **2 936 (2%)** of the total cases whereas, **13 010 (10%)** are above 60 years of age.



**Table 4: Number of people in quarantine
24 November 2021**

Region	Newly quarantined 24 hours	Cumulative number	Number discharged	Number in quarantine now
Erongo	0	6 939	6 931	8
Hardap	1	3 241	3 239	2
Kavango (East and West)	0	1 673	1 673	0
Khomas	0	3 703	3 703	0
Kharas	0	9 970	9 909	61
Kunene	0	6 493	6 493	0
Ohangwena	0	880	880	0
Omaheke	0	17 618	17 553	65
Omusati	4	3 422	3 418	4
Oshana	0	400	400	0
Oshikoto	13	24 362	24 337	25
Otjozondjupa	15	1 849	1 834	15
Zambezi	0	2 032	2 029	3
Total	33	82 582	82 399	183

**Figure 3: Age and Sex distribution of COVID-19 confirmed cases
24 November 2021**

- Since March 2020, **82 582** people have been placed into quarantine around the country.
- A total of **183** people are currently in quarantine, with **33** new admissions.

Table 5: Summary of COVID-19 vaccine doses administered, 24 November 2021

Region	Cumulative no. of persons vaccinated with doses of Sinopharm, AstraZeneca, Sputnik V, Pfizer and Jassen & Johnson		Targeted Population	Vaccination Coverage (%)	Cumulative no. of Healthcare Workers vaccinated with doses of Sinopharm, AstraZeneca, Sputnik V, Pfizer and Jassen & Johnson	
	1 st doses	Fully vaccinated			1 st doses	Fully vaccinated
Erongo	35 165	30 785	121 682	24%	1 348	1 021
Hardap	21 831	18 242	56 741	31%	514	421
Kharas	16 885	14 776	55 489	26%	669	385
Kavango East	24 167	17 064	117 665	14%	1 186	941
Kavango West	15 148	12 402	29 228	39%	416	376
Khomas	88 023	75 324	286 641	26%	3 863	2 839
Kunene	22 774	18 010	66 499	26%	641	486
Ohangwena	24 502	20 094	164 102	12%	806	628
Omaheke	16 699	12 203	51 765	23%	373	268
Omusati	23 623	20 102	139 451	14%	943	740
Oshana	19 914	17 370	126 374	13%	1 475	1 219
Oshikoto	19 757	17 253	124 395	14%	848	728
Otjozondjupa	27 532	23 810	97 903	24%	845	621
Zambezi	6 811	6 038	63 106	9%	603	547
Total	362 831	303 473	1 501 041	20%	14 530	11 220

PUBLIC HEALTH ACTION (S)

- The National COVID -19 Intra- Action Review (IAR) in collaboration with WHO is ongoing.
- The COVID-19 vaccination programme is ongoing throughout the country.
- Public Health measures continue to be enforced as the situation is closely monitored.
- The government and development partners continue to prioritize the continuation of essential health services.

CHALLENGES

- Slow vaccine uptake among members of the public, and circulation of anti-vaccination information.


RECOMMENDATIONS

- Encourage the public to get vaccinated and strengthen community health awareness to encounter anti-vaccination information in circulation.

APPROVED




INCIDENT MANAGER
24 NOVEMBER 2021




SECRETARIAT

For enquiries, please contact
Namibia Public Health Emergency Operations Centre;

 PHEOC@mhss.gov.na

 0800 100 100

 0851 100 100