



NAMIBIA COVID-19 SITUATION REPORT NO. 588

Outbreak Name	COVID-19 outbreak	Country affected	Namibia
Date & Time	27 October 2021 20h00	Investigation start Date	13 March 2020
Prepared by	Surveillance Team		

HIGHLIGHTS/SITUATION UPDATE (27/10/2021)

CUMULATIVE

Tested 747 768

Confirmed 128 886

Active 757

Recoveries 124 565

Vaccinated

1st doses 327 087 2nd doses 206 414

Death 3 552

TOTAL TODAY

Tested 1 591

Confirmed 6

Active 757

Recoveries 29

Vaccinated

1st doses 3 241 2nd doses 1 174

Death 2

- A total of **128 886** cases have been recorded to-date, representing **5%** of the total population (**2 550 226**).
- More female cases **68 578 (53%)** have been recorded.
- Of the total confirmed cases, **4 352 (3%)** are Health Workers, with no new confirmation today.
 - 3 633 (83%) State; 711 (16%) Private, 8 (0.2%) Non-Governmental Organizations.
 - 4 349 (99%) recoveries and 25 (0.6%) deaths.
- The recovery rate now stands at **97%**.
- Khomas and Erongo regions reported the highest number of cases with **41 792 (32%)** and **18 452 (14%)** respectively.
- Of the total fatalities, **3 262 (92%)** are COVID-19 deaths while **290 (8%)** are COVID-19 related deaths. The case fatality rate now stands at **2.8%**.

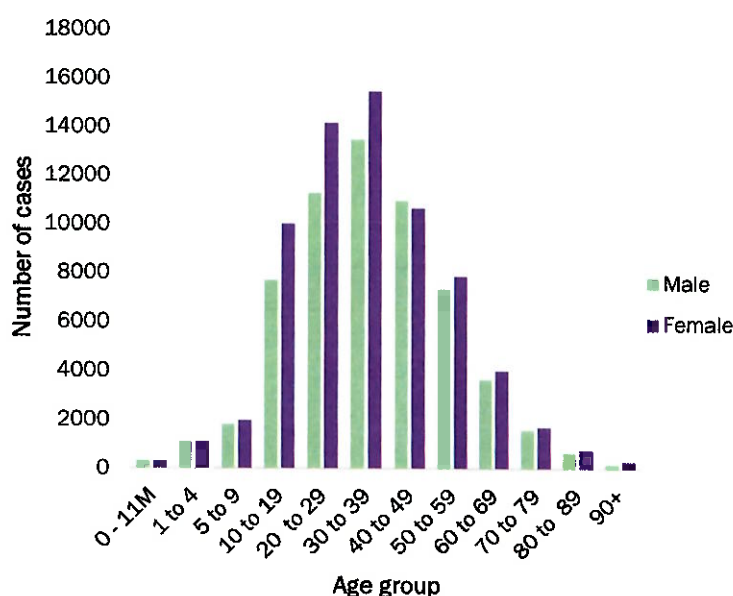
Table 1: Distribution of confirmed COVID-19 cases by region, 27 October 2021

Region	Total cases daily	Total No. of cases	Active cases	Recoveries	Cumulative Deaths	Cumulative deaths with co-morbidities	Non-COVID deaths	Health Workers
Erongo	2	18 452	51	17 985	411	341	5	417
Hardap	0	7 604	4	7 342	258	161	0	133
Kharas	0	7 870	16	7 704	150	129	0	242
Kavango East	0	5 516	6	5 309	200	122	1	246
Kavango West	0	643	3	621	19	16	0	38
Khomas	0	41 792	428	40 500	863	675	1	1 495
Kunene	0	3 735	2	3 613	120	88	0	97
Ohangwena	0	5 099	63	4 878	156	97	2	163
Omaheke	0	4 003	2	3 749	252	173	0	122
Omusati	1	5 768	25	5 513	230	139	0	181
Oshana	1	9 145	127	8 687	330	196	1	528
Oshikoto	0	6 760	24	6 560	174	139	2	319
Otjozondjupa	1	9 497	5	9 220	272	185	0	265
Zambezi	1	3 002	1	2 884	117	67	0	106
Total	6	128 886	757	124 565	3 552	2 524	12	4 352

EPIDEMIOLOGICAL SITUATION IN NAMIBIA

Table 2: The current distribution for hospitalization of confirmed cases by region, 27 October 2021

Region	Hospitalized confirmed cases	Intensive Care Unit
Erongo	1	0
Hardap	0	0
Kharas	0	0
Kavango East	4	1
Kavango West	1	0
Khomas	6	0
Kunene	0	0
Ohangwena	3	1
Omaheke	0	0
Omusati	2	0
Oshana	2	0
Oshikoto	1	0
Otjozondjupa	0	0
Zambezi	0	0
Total	20	2



- Of the total confirmed cases, **76 137 (59%)** are in the 20-49 years age-brackets which constitutes the majority of the recorded cases.
- A total of **21 606 (17%)** of the confirmed cases are among the 5-19 years category.
- A total of **15 235 (12%)** of the confirmed cases are among the 50 - 59 years group.
- The under 5 years age group make up **2 923 (2%)** of the total cases whereas, **12 985 (10%)** are above 60 years of age.

Figure 1: Age and Sex distribution of COVID-19 confirmed cases 27 October 2021

Table 3: Number of people in quarantine, 27 October 2021

Region	Newly quarantined 24 hours	Cumulative number	Number discharged	Number in quarantine now
Erongo	0	6 931	6 931	0
Hardap	0	3 202	3 189	13
Kavango (East and West)	0	1 673	1 673	0
Khomas	0	3 701	3 698	3
Kharas	0	9 909	9 899	10
Kunene	0	6 493	6 463	30
Ohangwena	61	880	719	161
Omaheke	291	17 044	16 676	368
Omusati	3	3 342	3 320	22
Oshana	0	400	400	0
Oshikoto	15	23 936	23 916	20
Otjozondjupa	0	1 834	1 822	12
Zambezi	0	2 026	2 026	0
Total	370	81 371	80 732	639

- Since March 2020, **81 371** people have been placed into quarantine around the country.
- A total of **639** people are currently in quarantine, with **370** new admissions.

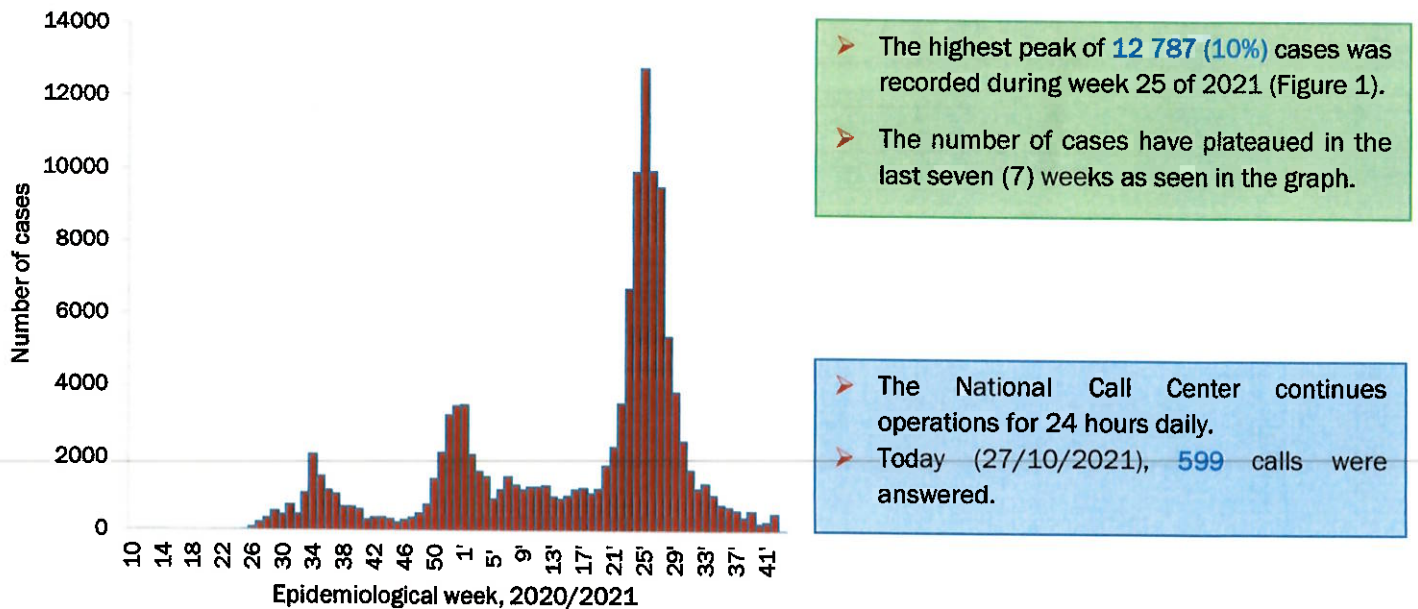


Figure 3: Epi-curve for confirmed COVID-19 cases, 27 October 2021

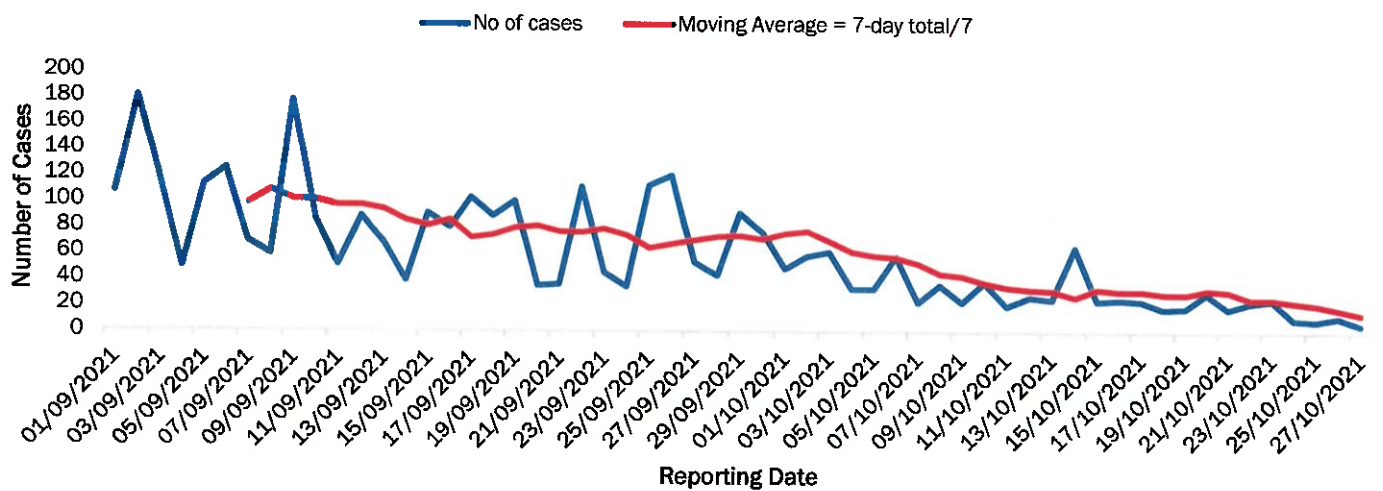


Figure 4: The 7 days moving average line chart for confirmed COVID-19 cases, 27 October 2021

- The laboratory testing capacity has been enhanced; with a total of fifteen (15) laboratories carrying out the testing of samples: NIP, Path-Care, UNAM Molecular, Central Veterinary Laboratory, Namib Poultry, NAMDEB, NamPath, Namibia Central Pathology, DiagnoLab, High Care, Alpha Medical Laboratory, Des-Jo Medical Test Centre, ProQuest Diagnostic Laboratory, MAXI and Medlink Laboratory Services.
- To date, **747 768** tests (including **14 335** re-tests) have been conducted by authorized laboratories.
- Since the beginning of the outbreak, **146 337** contacts of confirmed cases have been identified, **247** new contacts were identified within the last 24 hours from 12 regions.
- Cumulatively, **143 969** contacts have completed their monitoring period, while **290** contacts are lost to follow-up and a total of **25 376 (20%)** contacts of confirmed cases have tested positive.
- Today, **356 (58%)** out of **611** active contacts were monitored.

Table 4: COVID-19 specimen recorded at the Laboratories 27 October 2021

VARIABLES	TOTAL
Total samples received by the Laboratory	747 885
Total samples tested	733 433
Total samples re-tested	14 335
Total positive results	128 886
Total negative results	604 533
Total samples discarded	117
Invalid results	0
Total pending results	7
Indeterminant/Inconclusive	7
Suspected cases in 24 hours (excluding re-tests)	1 590

Table 5: Summary of COVID-19 vaccine doses administered, 27 October 2021

Region	Cumulative no. of persons vaccinated with doses of Sinopharm, AstraZeneca, Sputnik V, Pfizer and Jassen & Johnson		Targeted Population	Vaccination Coverage (%)	Cumulative no. of Healthcare Workers vaccinated with doses of Sinopharm, AstraZeneca, Sputnik V, Pfizer and Jassen & Johnson	
	1 st doses	Fully vaccinated			1 st doses	Fully vaccinated
Erongo	32 804	27 382	121 682	23%	1 195	857
Hardap	19 893	15 734	56 741	28%	493	398
Karas	14 831	12 293	55 489	22%	651	369
Kavango East	19 319	13 223	117 665	11%	1102	832
Kavango West	11 759	9 768	29 228	33%	399	345
Khomas	83 168	67 234	286 641	23%	3 773	2 689
Kunene	19 954	14 599	66 499	22%	641	486
Ohangwena	21 825	16 963	164 102	10%	769	589
Omaheke	14 952	10 268	51 765	20%	368	257
Omusati	21 701	17 139	139 451	12%	906	679
Oshana	18 458	15 165	126 374	12%	1 427	1 117
Oshikoto	18 216	14 898	124 395	12%	833	706
Otjozondjupa	24 947	20 488	97 903	21%	806	577
Zambezi	5 260	4 383	63 106	7%	570	521
Total	327 087	259 537	1 501 041	17%	13 933	10 422

PUBLIC HEALTH ACTION (S)

- The COVID-19 vaccination programme is ongoing throughout the country.
- Public Health measures continue to be enforced as the situation is closely monitored.
- The government and development partners continue to prioritize the continuation of essential health services.

CHALLENGES


- Slow vaccine uptake among members of the public, and circulation of anti-vaccination information.
- Poor adherence to COVID-19 Infection Prevention and Control (IPC) measures by the general public.




RECOMMENDATIONS

- Encourage the public to get vaccinated and strengthen community health awareness to encounter anti-vaccination information in circulation.
- Continue to give awareness on the importance of adhering to COVID-19 IPC measures; with the involvement of the Security Cluster.

APPROVED


 PP
 INCIDENT MANAGER
 27 OCTOBER 2021


 SECRETARIAT

For enquiries, please contact
Namibia Public Health Emergency Operations Centre;
 PHEOC@mhss.gov.na
 0800 100 100
 0851 100 100