



NAMIBIA COVID-19 SITUATION REPORT NO. 589

Outbreak Name	COVID-19 outbreak	Country affected	Namibia
Date & Time	28 October 2021 20h00	Investigation start Date	13 March 2020
Prepared by	Surveillance Team		

HIGHLIGHTS/SITUATION UPDATE (28/10/2021)

CUMULATIVE

Tested 749 305

Confirmed 128 906

Active 769

Recoveries 124 573

Vaccinated

1st doses 329 562 2nd doses 207 459

Death 3 552

TOTAL TODAY

Tested 1 537

Confirmed 20

Active 769

Recoveries 8

Vaccinated

1st doses 2 475 2nd doses 1 045

Death 0

- A total of **128 906** cases have been recorded to-date, representing **5%** of the total population (**2 550 226**).
- More female cases **68 587 (53%)** have been recorded.
- Of the total confirmed cases, **4 352 (3%)** are Health Workers, with no new confirmation today.
 - 3 633 (83%) State; 711 (16%) Private, 8 (0.2%) Non-Governmental Organizations.
 - 4 349 (99%) recoveries and 25 (0.6%) deaths.
- The recovery rate now stands at **97%**.
- Khomas and Erongo regions reported the highest number of cases with **41 797 (32%)** and **18 454 (14%)** respectively.
- Of the total fatalities, **3 262 (92%)** are COVID-19 deaths while **290 (8%)** are COVID-19 related deaths. The case fatality rate now stands at **2.8%**.

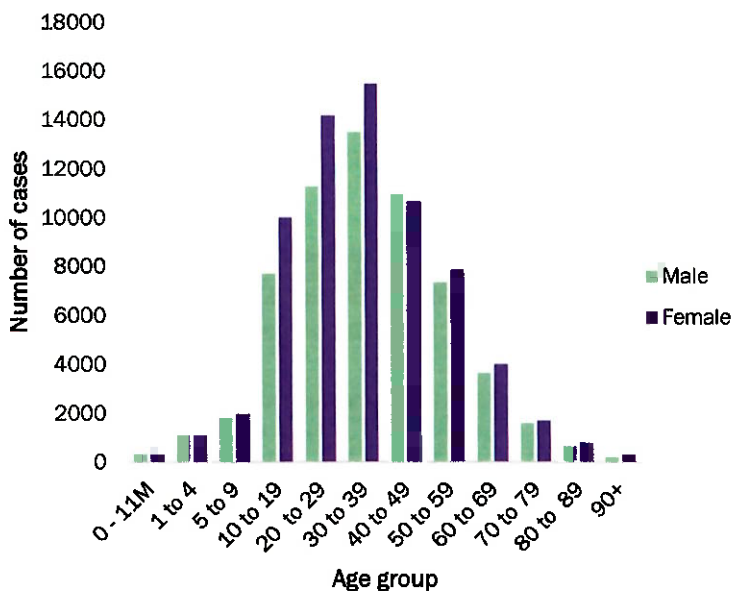
Table 1: Distribution of confirmed COVID-19 cases by region, 28 October 2021

Region	Total cases daily	Total No. of cases	Active cases	Recoveries	Cumulative Deaths	Cumulative deaths with co-morbidities	Non-COVID deaths	Health Workers
Erongo	2	18 454	53	17 985	411	341	5	417
Hardap	1	7 605	5	7 342	258	161	0	133
Karas	1	7 871	14	7 707	150	129	0	242
Kavango East	1	5 517	6	5 310	200	122	1	246
Kavango West	2	645	5	621	19	16	0	38
Khomas	5	41 797	431	40 502	863	675	1	1 495
Kunene	0	3 735	2	3 613	120	88	0	97
Ohangwena	2	5 101	65	4 878	156	97	2	163
Omaheke	0	4 003	2	3 749	252	173	0	122
Omusati	2	5 770	26	5 514	230	139	0	181
Oshana	1	9 146	127	8 688	330	196	1	528
Oshikoto	1	6 761	25	6 560	174	139	2	319
Otjozondjupa	1	9 498	6	9 220	272	185	0	265
Zambezi	1	3 003	2	2 884	117	67	0	106
Total	20	128 906	769	124 573	3 552	2 524	12	4 352

EPIDEMIOLOGICAL SITUATION IN NAMIBIA

Table 2: The current distribution for hospitalization of confirmed cases by region, 28 October 2021

Region	Hospitalized confirmed cases	Intensive Care Unit
Erongo	1	0
Hardap	0	0
Kharas	2	0
Kavango East	4	1
Kavango West	0	0
Khomas	4	0
Kunene	0	0
Ohangwena	3	0
Omaheke	0	0
Omusati	2	0
Oshana	2	0
Oshikoto	1	0
Otjondjupa	0	0
Zambezi	0	0
Total	19	1



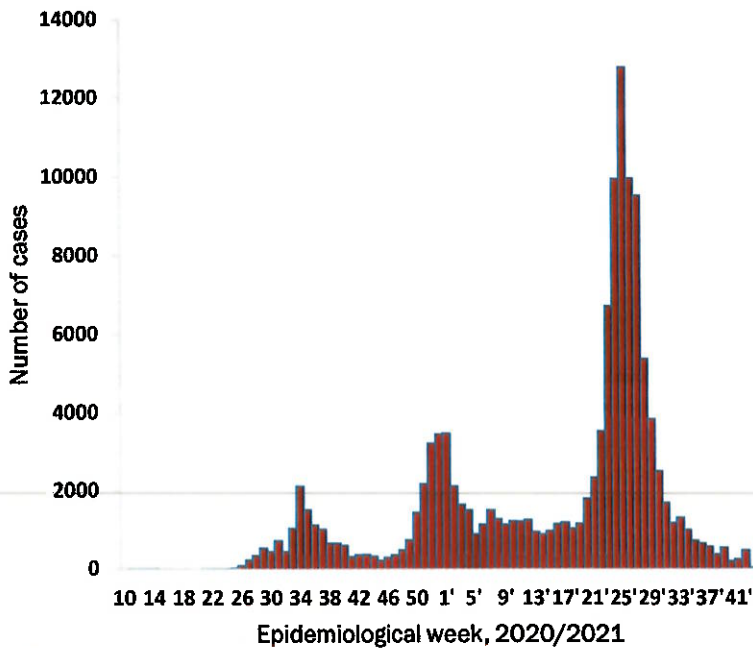
- Of the total confirmed cases, **76 150 (59%)** are in the 20-49 years age-brackets which constitutes the majority of the recorded cases.
- A total of **21 609 (17%)** of the confirmed cases are among the 5-19 years category.
- A total of **15 236 (12%)** of the confirmed cases are among the 50 - 59 years group.
- The under 5 years age group make up **2 924 (2%)** of the total cases whereas, **12 990 (10%)** are above 60 years of age.

Figure 1: Age and Sex distribution of COVID-19 confirmed cases 28 October 2021

Table 3: Number of people in quarantine, 28 October 2021

Region	Newly quarantined 24 hours	Cumulative number	Number discharged	Number in quarantine now
Erongo	0	6931	6931	0
Hardap	0	3202	3189	13
Kavango (East and West)	0	1673	1673	0
Khomas	0	3701	3700	1
Kharas	0	9909	9899	10
Kunene	0	6493	6463	30
Ohangwena	0	880	719	161
Omaheke	0	17044	16676	368
Omusati	26	3368	3320	48
Oshana	0	400	400	0
Oshikoto	0	23936	23916	20
Otjondjupa	0	1834	1822	12
Zambezi	0	2026	2026	0
Total	26	81 397	80 734	663

- Since March 2020, **81 397** people have been placed into quarantine around the country.
- A total of **663** people are currently in quarantine, with **26** new admissions.



- The highest peak of **12 787 (10%)** cases was recorded during week 25 of 2021 (Figure 1).
- The number of cases have plateaued in the last eight (87) weeks as seen in the graph.

- The National Call Center continues operations for 24 hours daily.
- Today (28/10/2021), **344** calls were answered.

Figure 3: Epi-curve for confirmed COVID-19 cases, 28 October 2021

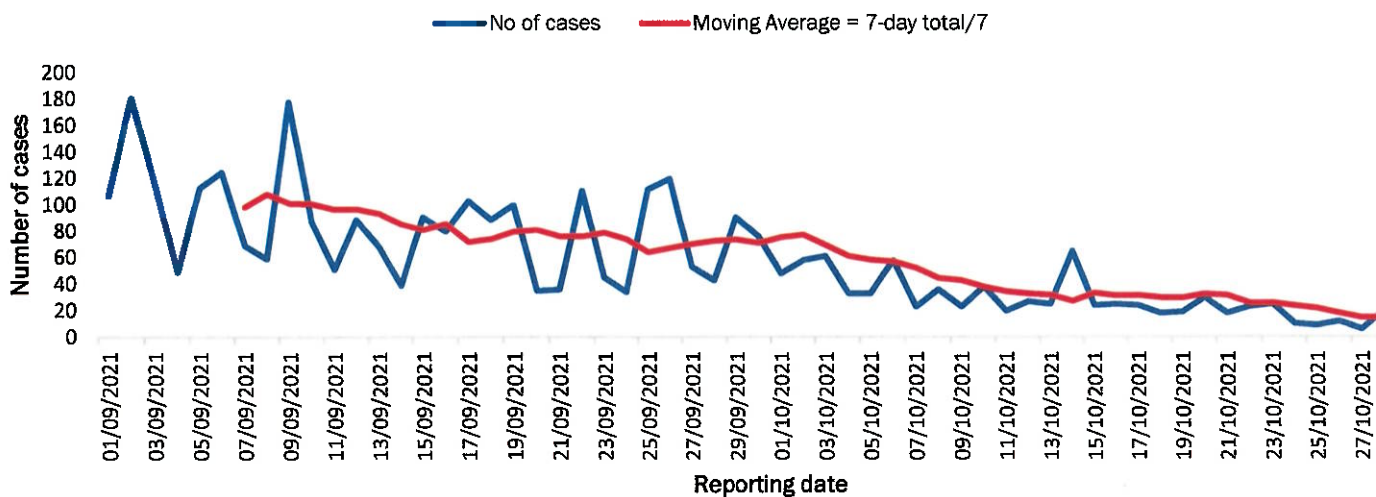


Figure 4: The 7 days moving average line chart for confirmed COVID-19 cases, 28 October 2021

- The laboratory testing capacity has been enhanced; with a total of fifteen (15) laboratories carrying out the testing of samples: NIP, Path-Care, UNAM Molecular, Central Veterinary Laboratory, Namib Poultry, NAMDEB, NamPath, Namibia Central Pathology, DiagnoLab, High Care, Alpha Medical Laboratory, Des-Jo Medical Test Centre, ProQuest Diagnostic Laboratory, MAXI and Medlink Laboratory Services.
- To date, **749 305** tests (including **14 339** re-tests) have been conducted by authorized laboratories.
- Since the beginning of the outbreak, **146 372** contacts of confirmed cases have been identified, **35** new contacts were identified within the last 24 hours from 12 regions.
- Cumulatively, **144 017** contacts have completed their monitoring period, while **290** contacts are lost to follow-up and a total of **25 376 (20%)** contacts of confirmed cases have tested positive.
- Today, **569 (95%)** out of **598** active contacts were monitored.

Table 4: COVID-19 specimen recorded at the Laboratories 28 October 2021

VARIABLES	TOTAL
Total samples received by the Laboratory	749 422
Total samples tested	734 966
Total samples re-tested	14 339
Total positive results	128 906
Total negative results	606 046
Total samples discarded	117
Invalid results	0
Total pending results	7
Indeterminant/Inconclusive	7
Suspected cases in 24 hours (excluding re-tests)	1 532

Table 5: Summary of COVID-19 vaccine doses administered, 28 October 2021

Region	Cumulative no. of persons vaccinated with doses of Sinopharm, AstraZeneca, Sputnik V, Pfizer and Jassen & Johnson		Targeted Population	Vaccination Coverage (%)	Cumulative no. of Healthcare Workers vaccinated with doses of Sinopharm, AstraZeneca, Sputnik V, Pfizer and Jassen & Johnson	
	1 st doses	Fully vaccinated			1 st doses	Fully vaccinated
Erongo	32 974	27 566	121 682	23%	1 195	858
Hardap	19 988	15 870	56 741	28%	493	399
Kharas	14 981	12 460	55 489	22%	651	369
Kavango East	19 641	13 364	117 665	11%	1 102	832
Kavango West	12 109	9 896	29 228	33%	399	345
Khomas	83 512	67 868	286 641	23%	3782	2 701
Kunene	19 954	14 599	66 499	22%	641	486
Ohangwena	21 825	16 963	164 102	10%	769	589
Omaheke	15 235	10 500	51 765	20%	368	258
Omusati	21 893	17 379	139 451	12%	906	681
Oshana	18 535	15 311	126 374	12%	1 429	1 120
Oshikoto	18 354	15 070	124 395	12%	833	706
Otjozondjupa	25 115	20 695	97 903	21%	806	577
Zambezi	5446	4 569	63 106	7%	570	521
Total	329 562	262 110	1 501 041	17%	13 944	10 442

PUBLIC HEALTH ACTION (S)

- The COVID-19 vaccination programme is ongoing throughout the country.
- Public Health measures continue to be enforced as the situation is closely monitored.
- The government and development partners continue to prioritize the continuation of essential health services.

CHALLENGES

- Slow vaccine uptake among members of the public, and circulation of anti-vaccination information.
- Poor adherence to COVID-19 Infection Prevention and Control (IPC) measures by the general public.

RECOMMENDATIONS

- Encourage the public to get vaccinated and strengthen community health awareness to encounter anti-vaccination information in circulation.
- Continue to give awareness on the importance of adhering to COVID-19 IPC measures; with the involvement of the Security Cluster.

APPROVED





INCIDENT MANAGER
28 OCTOBER 2021




SECRETARIAT

For enquiries, please contact
Namibia Public Health Emergency Operations Centre;

 PHEOC@mhss.gov.na

 0800 100 100

 0851 100 100