




NAMIBIA COVID-19 SITUATION REPORT NO. 591

Outbreak Name	COVID-19 outbreak	Country affected	Namibia
Date & Time	30 October 2021 17h00	Investigation start Date	13 March 2020
Prepared by	Surveillance Team		

HIGHLIGHTS/SITUATION UPDATE (30/10/2021)



- A total of **128 938** cases have been recorded to-date, representing **5%** of the total population (**2 550 226**).
- More female cases **68 599 (53%)** have been recorded.
- Of the total confirmed cases, **4 353 (3%)** are Health Workers, with no new confirmation today.
  - 3 634 (83%) State; 711 (16%) Private, 8 (0.2%) Non-Governmental Organizations.
  - 4 349 (99%) recoveries and 25 (0.6%) deaths.
- The recovery rate now stands at **97%**.
- Khomas and Erongo regions reported the highest number of cases with **41 803 (32%)** and **18 456 (14%)** respectively.
- Of the total fatalities, **3 264 (92%)** are COVID-19 deaths while **290 (8%)** are COVID-19 related deaths. The case fatality rate now stands at **2.8%**.

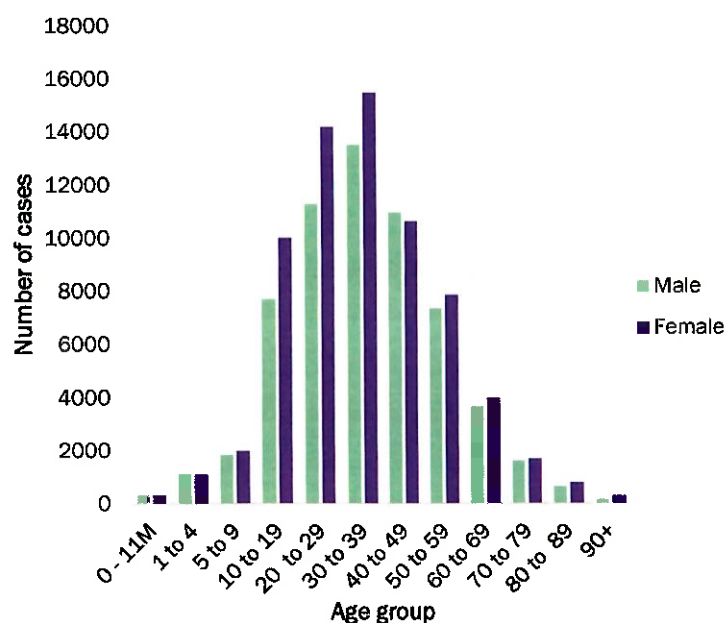
**Table 1: Distribution of confirmed COVID-19 cases by region, 30 October 2021**

Region	Total cases daily	Total No. of cases	Active cases	Recoveries	Cumulative Deaths	Cumulative deaths with co-morbidities	Non-COVID deaths	Health Workers
Erongo	0	18 456	55	17 985	411	341	5	417
Hardap	0	7 607	6	7 343	258	161	0	133
Kharas	0	7 873	12	7 710	151	129	0	242
Kavango East	0	5 518	7	5 310	200	122	1	246
Kavango West	0	645	1	625	19	16	0	38
Khomas	6	41 803	432	40 507	863	675	1	1 496
Kunene	0	3 735	2	3 613	120	88	0	97
Ohangwena	0	5 109	73	4 878	156	97	2	163
Omaheke	1	4 004	3	3 749	252	173	0	122
Omusati	0	5 776	32	5 514	230	139	0	181
Oshana	1	9 147	127	8 689	330	196	1	528
Oshikoto	0	6 761	25	6 560	174	139	2	319
Otjozondjupa	3	9 501	8	9 220	273	185	0	265
Zambezi	0	3 003	1	2 885	117	67	0	106
<b>Total</b>	<b>11</b>	<b>128 938</b>	<b>784</b>	<b>124 588</b>	<b>3 554</b>	<b>2 524</b>	<b>12</b>	<b>4 353</b>

## EPIDEMIOLOGICAL SITUATION IN NAMIBIA

**Table 2: The current distribution for hospitalization of confirmed cases by region, 30 October 2021**

Region	Hospitalized confirmed cases	Intensive Care Unit
Erongo	1	0
Hardap	0	0
Kharas	2	0
Kavango East	4	1
Kavango West	0	0
Khomas	4	0
Kunene	0	0
Ohangwena	3	0
Omaheke	0	0
Omusati	2	0
Oshana	2	0
Oshikoto	1	0
Otjozondjupa	0	0
Zambezi	0	0
<b>Total</b>	<b>19</b>	<b>1</b>



- Of the total confirmed cases, **76 157 (59%)** are in the 20-49 years age-brackets which constitutes the majority of the recorded cases.
- A total of **21 619 (17%)** of the confirmed cases are among the 5-19 years category.
- A total of **15 240 (12%)** of the confirmed cases are among the 50 - 59 years group.
- The under 5 years age group make up **2 927 (2%)** of the total cases whereas, **12 995 (10%)** are above 60 years of age.

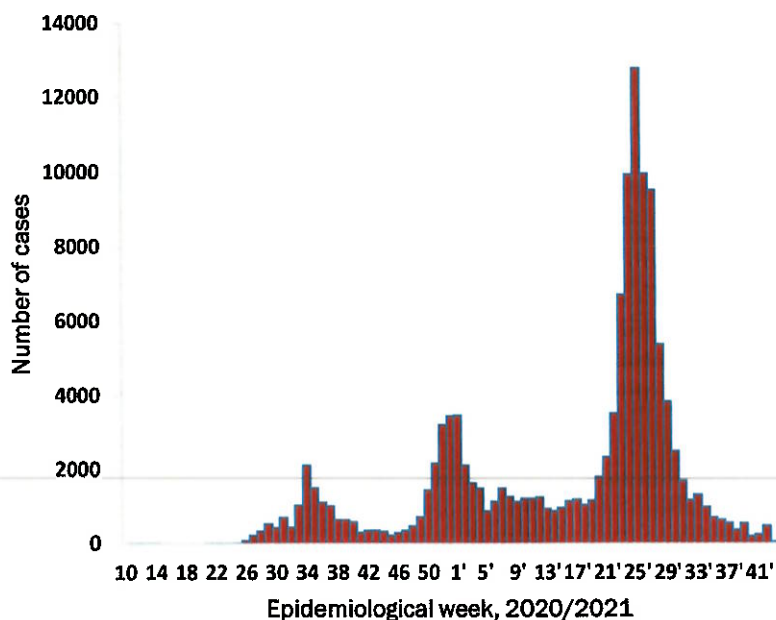
**Figure 1: Age and Sex distribution of COVID-19 confirmed cases 30 October 2021**

**Table 3: Number of people in quarantine, 30 October 2021**

Region	Newly quarantined 24 hours	Cumulative number	Number discharged	Number in quarantine now
Erongo	0	6931	6931	0
Hardap	0	3202	3189	13
Kavango (East and West)	0	1673	1673	0
Khomas	0	3701	3700	1
Kharas	0	9909	9899	10
Kunene	0	6493	6463	30
Ohangwena	0	880	719	161
Omaheke	0	17044	16676	368
Omusati	26	3368	3320	48
Oshana	0	400	400	0
Oshikoto	0	23936	23916	20
Otjozondjupa	0	1834	1822	12
Zambezi	0	2026	2026	0
<b>Total</b>	<b>26</b>	<b>81 397</b>	<b>80 734</b>	<b>663</b>

- Since March 2020, **81 397** people have been placed into quarantine around the country.
- A total of **663** people are currently in quarantine, with **26** new admissions.

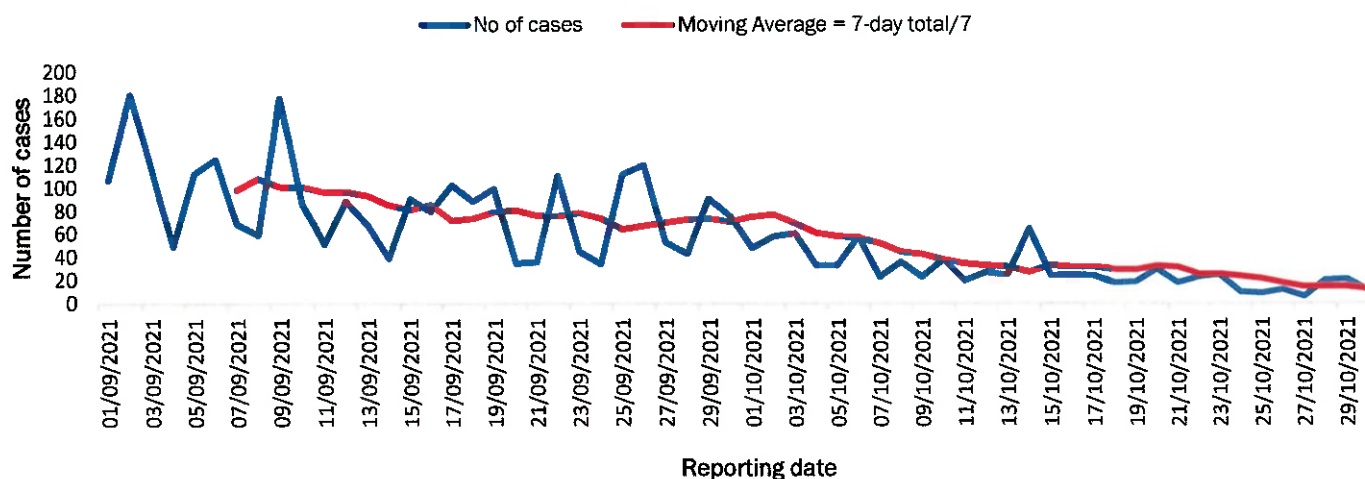
NB: The quarantine statistics remains the same as from the previous report.



- The highest peak of **12 787 (10%)** cases was recorded during week 25 of 2021 (Figure 1).
- After a peak in epi-week 25, the country has seen a gradual reduction in the average number of confirmed cases from 1 598 to 69 in epi-week 42.
- The number of cases have plateaued in the last eight (8) weeks as seen in the graph.

- The National Call Center continues operations for 24 hours daily.
- Today (30/10/2021), **507** calls were answered.

**Figure 3: Epi-curve for confirmed COVID-19 cases, 30 October 2021**



**Figure 4: The 7 days moving average line chart for confirmed COVID-19 cases, 30 October 2021**

- The laboratory testing capacity has been enhanced; with a total of fifteen (15) laboratories carrying out the testing of samples: NIP, Path-Care, UNAM Molecular, Central Veterinary Laboratory, Namib Poultry, NAMDEB, NamPath, Namibia Central Pathology, DiagnoLab, High Care, Alpha Medical Laboratory, Des-Jo Medical Test Centre, ProQuest Diagnostic Laboratory, MAXI and Medlink Laboratory Services.
- To date, **750 768** tests (including **14 342** re-tests) have been conducted by authorized laboratories.
- Since the beginning of the outbreak, **146 447** contacts of confirmed cases have been identified, **52** new contacts were identified within the last 24 hours from 6 regions.
- Cumulatively, **144 193** contacts have completed their monitoring period, while **290** contacts are lost to follow-up and a total of **25 376 (20%)** contacts of confirmed cases have tested positive.
- Today, **215 (42%)** out of **507** active contacts were monitored.

**Table 4: COVID-19 specimen recorded at the Laboratories 30 October 2021**

VARIABLES	TOTAL
Total samples received by the Laboratory	752 276
Total samples tested	737 817
Total samples re-tested	14 342
Total positive results	128 938
Total negative results	608 865
Total samples discarded	117
Invalid results	0
Total pending results	7
Indeterminant/Inconclusive	7
Suspected cases in 24 hours (excluding re-tests)	1 390

**Table 5: Summary of COVID-19 vaccine doses administered, 30 October 2021**

Region	Cumulative no. of persons vaccinated with doses of Sinopharm, AstraZeneca, Sputnik V, Pfizer and Jassen & Johnson		Targeted Population	Vaccination Coverage (%)	Cumulative no. of Healthcare Workers vaccinated with doses of Sinopharm, AstraZeneca, Sputnik V, Pfizer and Jassen & Johnson	
	1 <sup>st</sup> doses	Fully vaccinated			1 <sup>st</sup> doses	Fully vaccinated
Erongo	33 079	27 766	121 682	23%	1 197	860
Hardap	20 047	15 974	56 741	28%	493	404
Kharas	15 006	12 502	55 489	23%	651	369
Kavango East	19 641	13 364	117 665	11%	1 102	832
Kavango West	12 109	9 896	29 228	34%	399	345
Khomas	83 866	68 533	286 641	24%	3 791	2 714
Kunene	19 954	14 599	66 499	22%	641	486
Ohangwena	21 825	16 963	164 102	10%	769	589
Omaheke	15 298	10 580	51 765	20%	368	258
Omusati	21 917	17 414	139 451	12%	906	682
Oshana	18 600	15 402	126 374	12%	1 430	1 121
Oshikoto	18 354	15 070	124 395	12%	833	706
Otjozondjupa	25 271	20 898	97 903	21%	806	579
Zambezi	5 446	4 569	63 106	7%	570	521
<b>Total</b>	<b>330 413</b>	<b>263 530</b>	<b>1 501 041</b>	<b>18%</b>	<b>13 956</b>	<b>10 466</b>

**PUBLIC HEALTH ACTION (S)**

- The COVID-19 vaccination programme is ongoing throughout the country.
- Public Health measures continue to be enforced as the situation is closely monitored.
- The government and development partners continue to prioritize the continuation of essential health services.

**CHALLENGES**

- Slow vaccine uptake among members of the public, and circulation of anti-vaccination information.
- Poor adherence to COVID-19 Infection Prevention and Control (IPC) measures by the general public.

**RECOMMENDATIONS**

- Encourage the public to get vaccinated and strengthen community health awareness to encounter anti-vaccination information in circulation.
- Continue to give awareness on the importance of adhering to COVID-19 IPC measures; with the involvement of the Security Cluster.

APPROVED




INCIDENT MANAGER  
30 OCTOBER 2021




SECRETARIAT

For enquiries, please contact  
Namibia Public Health Emergency Operations Centre;

 [PHEOC@mhss.gov.na](mailto:PHEOC@mhss.gov.na)

 0800 100 100

 0851 100 100