



NAMIBIA COVID-19 SITUATION REPORT NO. 596

Outbreak Name	COVID-19 outbreak	Country affected	Namibia
Date & Time	04.11.2021 17h00	Investigation start Date	13 March 2020
Prepared by	Surveillance Team		

HIGHLIGHTS/SITUATION UPDATE (04/11/2021)

Tested 758 356	Tested 1 361
Confirmed 128 999	Confirmed 14
Active 283	Active 283
Recoveries 125 143	Recoveries 99
Vaccinated 1 st doses 338 504 2 nd doses 212 500	Vaccinated 1 st doses 1 778 2 nd doses 967
Deaths 3 561	Deaths 1

- A total of **128 999** cases have been recorded to-date, representing **5%** of the total population (**2 550 226**).
- More female cases **68 631 (53%)** have been recorded.
- Of the total confirmed cases, **4 354 (3%)** are Health Workers, with no new confirmation today.
 - 3 635 (83%) State; 711 (16%) Private, 8 (0.2%) Non-Governmental Organizations.
 - 4 350 (99%) recoveries and 25 (0.6%) deaths.
- The recovery rate now stands at **97%**.
- Khomas and Erongo regions reported the highest number of cases with **41 817 (32%)** and **18 461 (14%)** respectively.
- Of the total fatalities, **3 268 (92%)** are COVID-19 deaths while **293 (8%)** are COVID-19 related deaths. The case fatality rate now stands at **2.8%**.

Table 1: Distribution of confirmed COVID-19 cases by region, 04 November 2021

Region	Total cases daily	Total No. of cases	Active cases	Recoveries	Cumulative Deaths	Cumulative deaths with co-morbidities	Non-COVID deaths	Health Workers
Erongo	0	18 461	12	18 033	411	341	5	417
Hardap	1	7 611	7	7 346	258	161	0	133
Karas	2	7 876	5	7 720	151	129	0	242
Kavango East	0	5 518	1	5 313	203	122	1	246
Kavango West	0	645	1	625	19	16	0	38
Khomas	1	41 817	155	40 797	864	676	1	1 497
Kunene	0	3 736	1	3 613	122	89	0	97
Ohangwena	0	5 120	44	4 918	156	97	2	163
Omaheke	0	4 005	1	3 752	252	173	0	122
Omusati	10	5 794	20	5 544	230	139	0	181
Oshana	0	9 150	10	8 809	330	196	1	528
Oshikoto	0	6 761	22	6 562	175	140	2	319
Otjozondjupa	0	9 502	3	9 226	273	185	0	265
Zambezi	0	3 003	1	2 885	117	67	0	106
Total	14	128 999	283	125 143	3 561	2 531	12	4 354

EPIDEMIOLOGICAL SITUATION IN NAMIBIA

Table 2: The current distribution for hospitalization of confirmed cases by region, 04 November 2021

Region	Hospitalized confirmed cases	Intensive Care Unit
Erongo	0	0
Hardap	0	0
Kharas	0	0
Kavango East	0	0
Kavango West	0	0
Khomas	4	0
Kunene	0	0
Ohangwena	2	0
Omaheke	0	0
Omusati	1	0
Oshana	1	0
Oshikoto	1	0
Otjozondjupa	0	0
Zambezi	1	0
Total	10	0

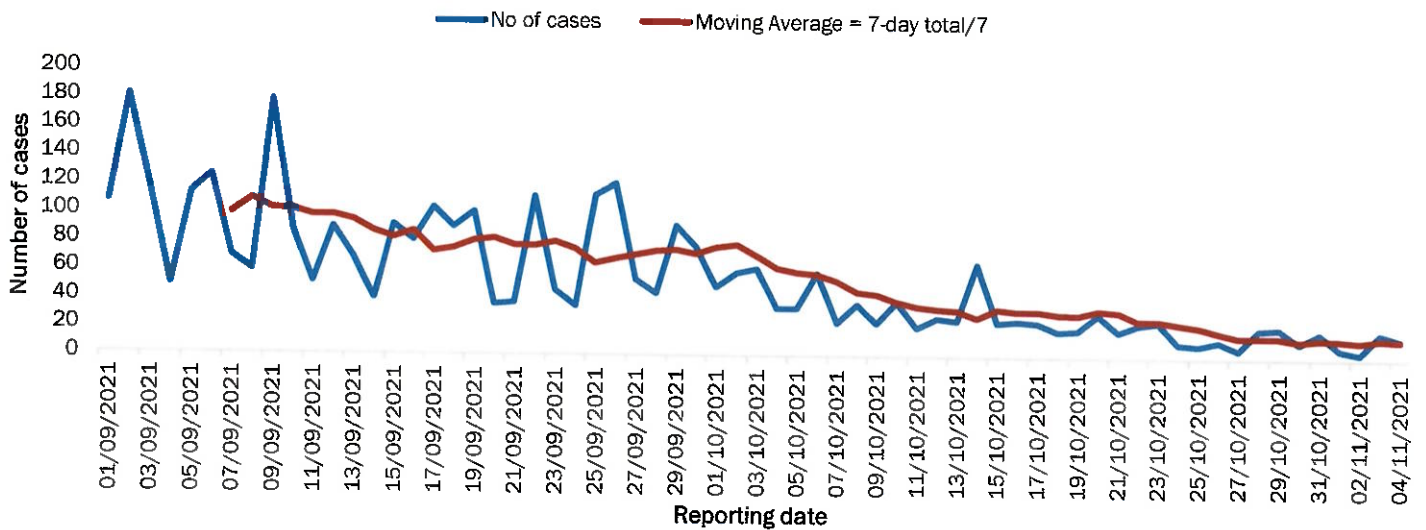


Figure 1: The 7 days moving average line chart for confirmed COVID-19 cases, 04 November 2021

- The highest peak of **12 787 (10%)** cases was recorded during week 25 of 2021 (Figure 1).
- After a peak in epi-week 25, the country has seen a gradual reduction in the average number of confirmed cases from 1 598 to 14 in epi-week 43.
- The number of cases have plateaued in the last nine (9) weeks as seen in the graph.

- The National Call Center continues operations for 24 hours daily.
- Today (04/11/2021), **331** calls were answered.

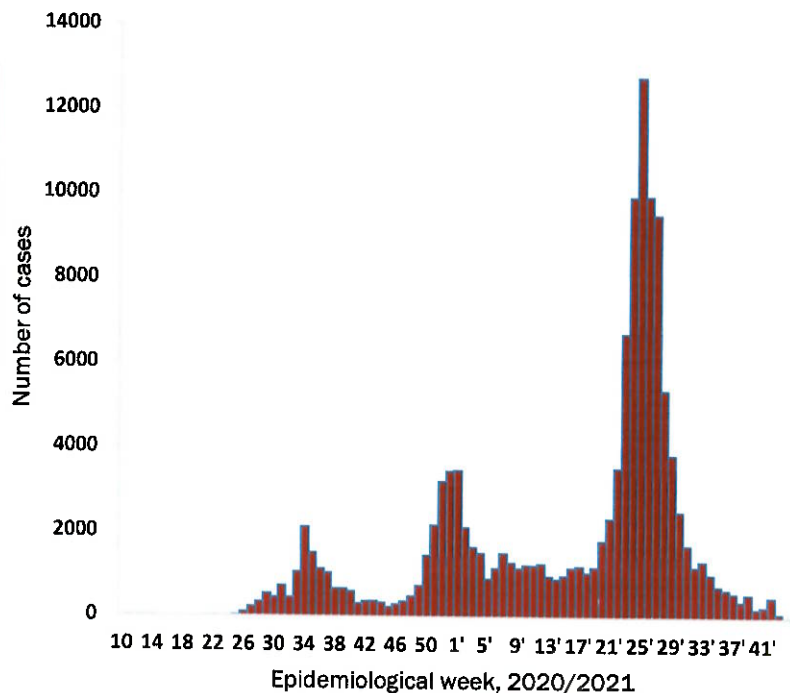


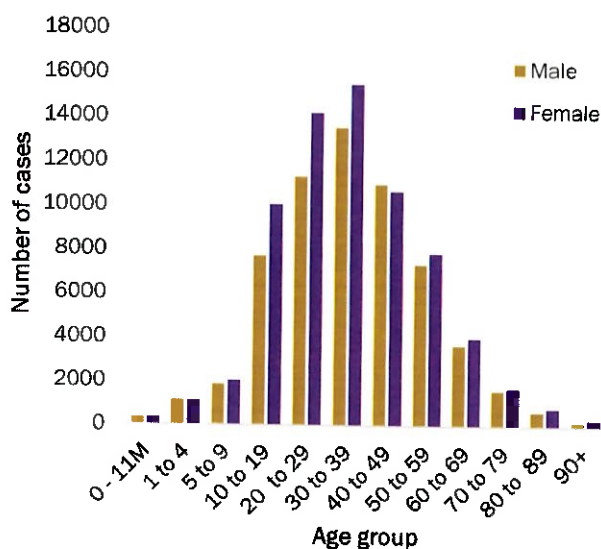
Figure 2: Epi-curve for confirmed COVID-19 cases, 04 November 2021

**Table 3: COVID-19 specimen recorded at the Laboratories
04 November 2021**

VARIABLES	TOTAL
Total samples received by the Laboratory	758 475
Total samples tested	744 002
Total samples re-tested	14 356
Total positive results	128 999
Total negative results	615 003
Total samples discarded	117
Invalid results	0
Total pending results	0
Indeterminant/Inconclusive	0
Suspected cases in 24 hours (excluding re-tests)	1 350

- The laboratory testing capacity has been enhanced; with a total of fifteen (15) laboratories carrying out the testing of samples: NIP, Path-Care, UNAM Molecular, Central Veterinary Laboratory, Namib Poultry, NAMDEB, NamPath, Namibia Central Pathology, DiagnoLab, High Care, Alpha Medical Laboratory, Des-Jo Medical Test Centre, ProQuest Diagnostic Laboratory, MAXI and Medlink Laboratory Services.
- To date, **758 356** tests (including **14 356** re-tests) have been conducted by authorized laboratories.
- Since the beginning of the outbreak, **146 708** contacts of confirmed cases have been identified, **19** new contacts were identified within the last 24 hours from 12 regions.
- Cumulatively, **144 570** contacts have completed their monitoring period, while **290** contacts are lost to follow-up and a total of **25 404 (20%)** contacts of confirmed cases have tested positive.
- Today, **212 (47%)** out of **453** active contacts were monitored.

- Of the total confirmed cases, **76 190 (59%)** are in the 20-49 years age-brackets which constitutes the majority of the recorded cases.
- A total of **21 639 (17%)** of the confirmed cases are among the 5-19 years category.
- A total of **15 242 (12%)** of the confirmed cases are among the 50 - 59 years group.
- The under 5 years age group make up **2 932 (2%)** of the total cases whereas, **12 996 (10%)** are above 60 years of age.



**Table 4: Number of people in quarantine
04 November 2021**

Region	Newly quarantined 24 hours	Cumulative number	Number discharged	Number in quarantine now
Erongo	0	6 931	6 931	0
Hardap	0	3 223	3 215	8
Kavango (East and West)	0	1 673	1 673	0
Khomas	0	3 703	3 700	3
Kharas	0	9 909	9 899	10
Kunene	0	6 493	6 463	30
Ohangwena	0	880	780	100
Omaheke	0	17 349	17 151	198
Omusati	0	3 391	3 383	8
Oshana	0	400	400	0
Oshikoto	0	24 038	24 008	30
Otjozondjupa	0	1 834	1 833	1
Zambezi	0	2 026	2 026	0
Total	0	81 850	81 462	388

**Figure 3: Age and Sex distribution of COVID-19 confirmed cases
04 November 2021**

- Since March 2020, **81 850** people have been placed into quarantine around the country.
- A total of **388** people are currently in quarantine, with no new admissions.

Table 5: Summary of COVID-19 vaccine doses administered, 04 November 2021

Region	Cumulative no. of persons vaccinated with doses of Sinopharm, AstraZeneca, Sputnik V, Pfizer and Jassen & Johnson		Targeted Population	Vaccination Coverage (%)	Cumulative no. of Healthcare Workers vaccinated with doses of Sinopharm, AstraZeneca, Sputnik V, Pfizer and Jassen & Johnson	
	1 st doses	Fully vaccinated			1 st doses	Fully vaccinated
Erongo	33 445	28 403	121 682	23%	1 200	865
Hardap	20 343	16 395	56 741	29%	494	407
Kharas	15 473	12 977	55 489	23%	651	369
Kavango East	20 512	13 956	117 665	12%	1 102	832
Kavango West	13 083	10 671	29 228	37%	399	345
Khomas	84 620	69 816	286 641	24%	3 800	2 742
Kunene	20 772	15 414	66 499	23%	641	486
Ohangwena	22 790	17 864	164 102	11%	780	602
Omaheke	15 675	10 936	51 765	21%	369	258
Omusati	22 400	18 186	139 451	13%	913	703
Oshana	18 790	15 714	126 374	12%	1 433	1 156
Oshikoto	18 725	15 628	124 395	13%	833	706
Otjozondjupa	25 683	21 472	97 903	22%	806	581
Zambezi	6 193	5 290	63 106	8%	570	521
Total	338 504	272 722	1 501 041	18%	13 991	10 573

PUBLIC HEALTH ACTION (S)

- The COVID-19 vaccination programme is ongoing throughout the country.
- Public Health measures continue to be enforced as the situation is closely monitored.
- The government and development partners continue to prioritize the continuation of essential health services.


CHALLENGES

- Slow vaccine uptake among members of the public, and circulation of anti-vaccination information.




RECOMMENDATIONS

- Encourage the public to get vaccinated and strengthen community health awareness to encounter anti-vaccination information in circulation.

APPROVED

PP 
 INCIDENT MANAGER
 04 NOVEMBER 2021


 SECRETARIAT

For enquiries, please contact
Namibia Public Health Emergency Operations Centre;
 PHEOC@mhss.gov.na
 0800 100 100
 0851 100 100