



NAMIBIA COVID-19 SITUATION REPORT NO. 604

Outbreak Name	COVID-19 outbreak	Country affected	Namibia
Date & Time	12 November 2021 17h00	Investigation start Date	13 March 2020
Prepared by	Surveillance Team		

HIGHLIGHTS/SITUATION UPDATE (12/11/2021)

New regulations enforce (16 November 2021-15 December 2021):

- If epidemiological profile remains static, the measures shall extend automatically to 15 January 2022.
- Public gatherings to be adjusted to five-hundred (500) persons per event.
- Negative PCR test result remains a mandatory requirement upon entry into the country with an exception for those previously infected.

CUMULATIVE	TOTAL TODAY
Tested 768 031	Tested 771
Confirmed 129 052	Confirmed 4
Active 131	Active 131
Recoveries 125 345	Recoveries 3
Vaccinated 1 <sup>st</sup> doses 345 607    2 <sup>nd</sup> doses 217 700	Vaccinated 1 <sup>st</sup> doses 555    2 <sup>nd</sup> doses 571
Deaths 3 564	Deaths 0

- A total of **129 052** cases have been recorded to-date, representing **5%** of the total population (**2 550 226**).
- More female cases **68 662 (53%)** have been recorded.
- Of the total confirmed cases, **4 358 (3%)** are Health Workers, with no new confirmation today.
  - 3 639 (84%) State; 711 (16%) Private, 8 (0.2%) Non-Governmental Organizations.
  - 4 353 (99%) recoveries and 25 (0.6%) deaths.
- The recovery rate now stands at **97%**.
- Khomas and Erongo regions reported the highest number of cases with **41 823 (32%)** and **18 467 (14%)** respectively.
- Of the total fatalities, **3 270 (92%)** are COVID-19 deaths while **294 (8%)** are COVID-19 related deaths. The case fatality rate now stands at **2.8%**.

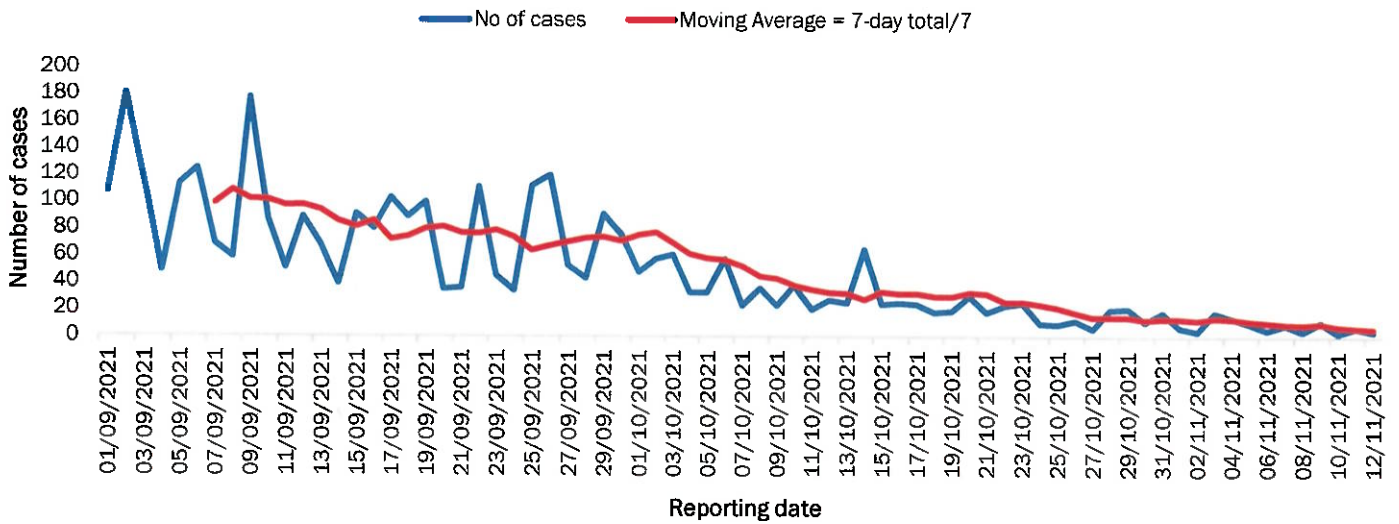
Table 1: Distribution of confirmed COVID-19 cases by region, 12 November 2021

Region	Total cases daily	Total No. of cases	Active cases	Recoveries	Cumulative Deaths	Cumulative deaths with co-morbidities	Non-COVID deaths	Health Workers
Erongo	0	18 467	8	18 043	411	341	5	418
Hardap	0	7 612	6	7 348	258	161	0	133
Karas	0	7 884	8	7 724	152	130	0	242
Kavango East	0	5 519	1	5 314	203	122	1	246
Kavango West	0	645	0	626	19	16	0	38
Khomas	1	41 823	26	40 932	864	676	1	1 500
Kunene	0	3 738	1	3 614	123	89	0	97
Ohangwena	0	5 122	25	4 939	156	97	2	163
Omaheke	0	4 006	1	3 752	253	174	0	122
Omusati	3	5 799	6	5 563	230	139	0	181
Oshana	0	9 157	11	8 815	330	196	1	528
Oshikoto	0	6 766	27	6 562	175	140	2	319
Otjozondjupa	0	9 508	8	9 227	273	185	0	265
Zambezi	0	3 006	3	2 886	117	67	0	106
<b>Total</b>	<b>4</b>	<b>129 052</b>	<b>131</b>	<b>125 345</b>	<b>3 564</b>	<b>2 533</b>	<b>12</b>	<b>4 358</b>

## EPIDEMIOLOGICAL SITUATION IN NAMIBIA

**Table 2: The current distribution for hospitalization of confirmed cases by region, 12 November 2021**

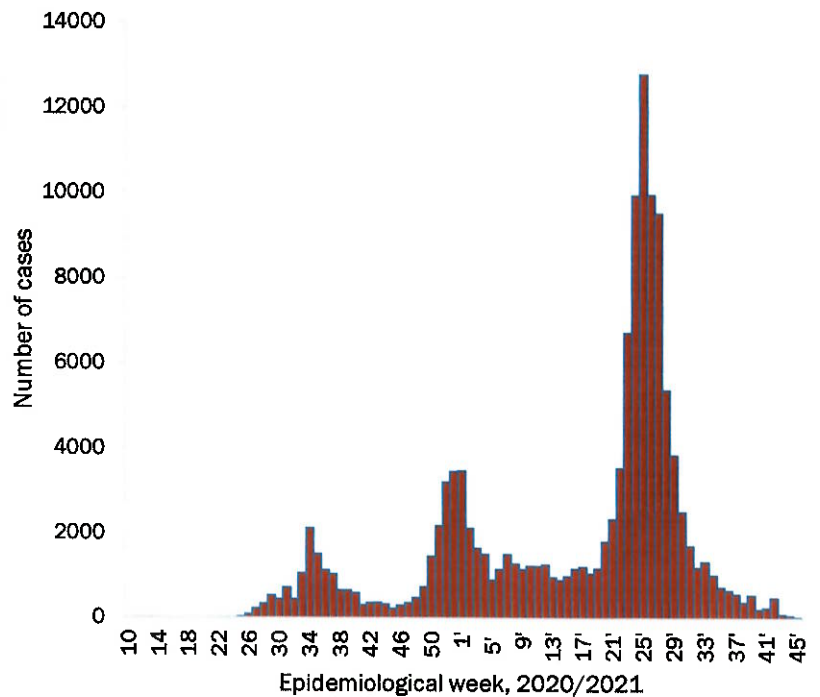
Region	Hospitalized confirmed cases	Intensive Care Unit
Erongo	2	0
Hardap	0	0
Kharas	0	0
Kavango East	1	0
Kavango West	0	0
Khomas	3	2
Kunene	1	0
Ohangwena	2	0
Omaheke	0	0
Omusati	0	0
Oshana	5	0
Oshikoto	1	0
Otjozondjupa	0	0
Zambezi	0	0
<b>Total</b>	<b>15</b>	<b>2</b>



**Figure 1: The 7 days moving average line chart for confirmed COVID-19 cases, 12 November 2021**

- The highest peak of **12 787 (10%)** cases was recorded during week 25 of 2021 (Figure 1).
- After a peak in epi-week 25, the country has seen a gradual reduction in the average number of confirmed cases from 1 598 to 10 in epi-week 44.
- The number of cases have plateaued in the last ten (10) weeks as seen in the graph.

- The National Call Center continues operations for 24 hours daily.
- Today (12/11/2021), **346** calls were answered.



**Figure 2: Epi-curve for confirmed COVID-19 cases, 12 November 2021**

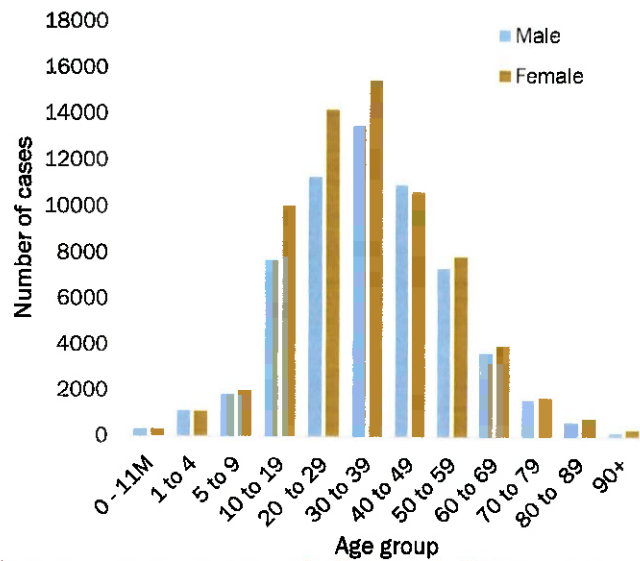


**Table 3: COVID-19 specimen recorded at the Laboratories  
12 November 2021**

VARIABLES	TOTAL
Total samples received by the Laboratory	768 102
Total samples tested	753 616
Total samples re-tested	14 369
Total positive results	129 052
Total negative results	624 562
Total samples discarded	117
Invalid results	0
Total pending results	0
Indeterminant/Inconclusive	2
Suspected cases in 24 hours (excluding re-tests)	725

- The laboratory testing capacity has been enhanced; with a total of fifteen (15) laboratories carrying out the testing of samples: NIP, Path-Care, UNAM Molecular, Central Veterinary Laboratory, Namib Poultry, NAMDEB, NamPath, Namibia Central Pathology, DiagnoLab, High Care, Alpha Medical Laboratory, Des-Jo Medical Test Centre, ProQuest Diagnostic Laboratory, MAXI and Medlink Laboratory Services.
- To date, **768 031** tests (including **14 369** re-tests) have been conducted by authorized laboratories.
- Since the beginning of the outbreak, **147 019** contacts of confirmed cases have been identified, **32** new contacts were identified within the last 24 hours from 9 regions.
- Cumulatively, **144 930** contacts have completed their monitoring period, while **290** contacts are lost to follow-up and a total of **25 413 (20%)** contacts of confirmed cases have tested positive.
- Today, **77 (21%)** out of **372** active contacts were monitored.

- Of the total confirmed cases, **76 211 (59%)** are in the 20-49 years age-brackets which constitutes the majority of the recorded cases.
- A total of **21 656 (17%)** of the confirmed cases are among the 5-19 years category.
- A total of **15 252 (12%)** of the confirmed cases are among the 50 - 59 years group.
- The under 5 years age group make up **2 934 (2%)** of the total cases whereas, **13 000 (10%)** are above 60 years of age.



**Table 4: Number of people in quarantine  
12 November 2021**

**Figure 3: Age and Sex distribution of COVID-19 confirmed cases  
12 November 2021**

Region	Newly quarantined 24 hours	Cumulative number	Number discharged	Number in quarantine now
Erongo	0	6931	6931	0
Hardap	0	3230	3225	5
Kavango (East and West)	0	1673	1673	0
Khomas	0	3703	3701	2
ǀKharas	0	9909	9909	0
Kunene	0	6493	6490	3
Ohangwena	0	880	880	0
Omaheke	0	17445	17349	96
Omusati	0	3400	3391	9
Oshana	0	400	400	0
Oshikoto	0	24178	24154	24
Otjozondjupa	0	1834	1834	0
Zambezi	0	2029	2026	3
<b>Total</b>	<b>0</b>	<b>82 105</b>	<b>81 963</b>	<b>142</b>

- Since March 2020, **82 105** people have been placed into quarantine around the country.
- A total of **142** people are currently in quarantine, with no new admissions.

**Table 5: Summary of COVID-19 vaccine doses administered, 12 November 2021**

Region	Cumulative no. of persons vaccinated with doses of Sinopharm, AstraZeneca, Sputnik V, Pfizer and Jassen & Johnson		Targeted Population	Vaccination Coverage (%)	Cumulative no. of Healthcare Workers vaccinated with doses of Sinopharm, AstraZeneca, Sputnik V, Pfizer and Jassen & Johnson	
	1 <sup>st</sup> doses	Fully vaccinated			1 <sup>st</sup> doses	Fully vaccinated
Erongo	33 731	28 927	121 682	24%	1 209	871
Hardap	20 859	17 042	56 741	29%	497	408
ǀKaras	16 070	13 712	55 489	24%	665	380
Kavango East	21 102	14 592	117 665	12%	1 160	898
Kavango West	13 636	10 947	29 228	37%	412	370
Komas	85 907	72 387	286 641	25%	3 816	2 775
Kunene	21 352	16 111	66 499	24%	641	486
Ohangwena	23 305	18 593	164 102	11%	787	608
Omaheke	16 041	11 296	51 765	22%	369	260
Omusati	22 758	18 762	139 451	13%	921	717
Oshana	19 121	16 290	126 374	13%	1 441	1165
Oshikoto	19 016	16 153	124 395	13%	837	715
Otjozondjupa	26 282	22 325	97 903	23%	834	610
Zambezi	6 427	5 559	63 106	9%	603	547
<b>Total</b>	<b>345 607</b>	<b>282 696</b>	<b>1 501 041</b>	<b>19%</b>	<b>14 192</b>	<b>10 810</b>

**PUBLIC HEALTH ACTION (S)**

- The Honorable Minister has announced an amendment of COVID-19 response measures to be effective from 16 November 2021 until 15 December 2021 (with an automatic extension to 15 January 2022 if epidemiological profile remains static).
- Launching of the Trusted Travel System, which was developed under the auspices of the African Union, Africa CDC and PanaBIOS Consortium.
- The country continues to conduct genomic sequencing to detect the COVID-19 variants circulating in Namibia.
- Commencement of consultations and scoping work for the introduction and utilization of Digital Vaccination Certificates solutions in Namibia.
- The COVID-19 vaccination programme is ongoing throughout the country.
- Public Health measures continue to be enforced as the situation is closely monitored.
- The government and development partners continue to prioritize the continuation of essential health services.


**CHALLENGES**


- Slow vaccine uptake among members of the public, and circulation of anti-vaccination information.




**RECOMMENDATIONS**

- Encourage the public to get vaccinated and strengthen community health awareness to encounter anti-vaccination information in circulation.

APPROVED

  
 INCIDENT MANAGER  
 12 NOVEMBER 2021

  
 SECRETARIAT

For enquiries, please contact  
**Namibia Public Health Emergency Operations Centre;**  
 [PHEOC@mhss.gov.na](mailto:PHEOC@mhss.gov.na)  
 0800 100 100  
 0851 100 100