




NAMIBIA COVID-19 SITUATION REPORT NO. 613

Outbreak Name	COVID-19 outbreak	Country affected	Namibia
Date & Time	21.11.2021 17h00	Investigation start Date	13 March 2020
Prepared by	Surveillance Team		

HIGHLIGHTS/SITUATION UPDATE (21/11/2021)



- A total of **129 111** cases have been recorded to-date, representing **5%** of the total population (**2 550 226**).
- More female cases **68 688 (53%)** have been recorded.
- Of the total confirmed cases, **4 360 (3%)** are Health Workers, with no new confirmation today.
 - 3 640 (84%) State; 712 (16%) Private, 8 (0.2%) Non-Governmental Organizations.
 - 4 353 (99%) recoveries and 25 (0.6%) deaths.
- The recovery rate now stands at **97%**.
- Khomas and Erongo regions reported the highest number of cases with **41 841 (32%)** and **18 478 (14%)** respectively.
- Of the total fatalities, **3 273 (92%)** are COVID-19 deaths while **296 (8%)** are COVID-19 related deaths. The case fatality rate now stands at **2.8%**.

Table 1: Distribution of confirmed COVID-19 cases by region, 21 November 2021

Region	Total cases daily	Total No. of cases	Active cases	Recoveries	Cumulative Deaths	Cumulative deaths with co-morbidities	Non-COVID deaths	Health Workers
Erongo	2	18 478	13	18 049	411	341	5	418
Hardap	0	7 614	2	7 354	258	161	0	133
Kharas	1	7 886	4	7 730	152	130	0	242
Kavango East	0	5 520	1	5 314	204	122	1	246
Kavango West	0	645	0	626	19	16	0	38
Khomas	2	41 841	29	40 946	865	676	1	1 501
Kunene	0	3 745	5	3 616	124	89	0	97
Ohangwena	0	5 122	3	4 961	156	97	2	163
Omaheke	0	4 006	1	3 752	253	174	0	122
Omusati	0	5 804	5	5 568	231	139	0	181
Oshana	1	9 160	5	8 823	331	196	1	529
Oshikoto	0	6 766	0	6 589	175	140	2	319
Otjozondjupa	0	9 517	8	9 236	273	185	0	265
Zambezi	0	3 007	1	2 889	117	67	0	106
Total	6	129 111	77	125 453	3 569	2 533	12	4 3660

EPIDEMIOLOGICAL SITUATION IN NAMIBIA

Table 2: The current distribution for hospitalization of confirmed cases by region, 21 November 2021

Region	Hospitalized confirmed cases	Intensive Care Unit
Erongo	1	0
Hardap	0	0
Kharas	0	0
Kavango East	1	0
Kavango West	0	0
Khomas	5	1
Kunene	0	0
Ohangwena	0	0
Omaheke	0	0
Omusati	0	0
Oshana	2	0
Oshikoto	0	0
Otjozondjupa	0	0
Zambezi	0	0
Total	9	1

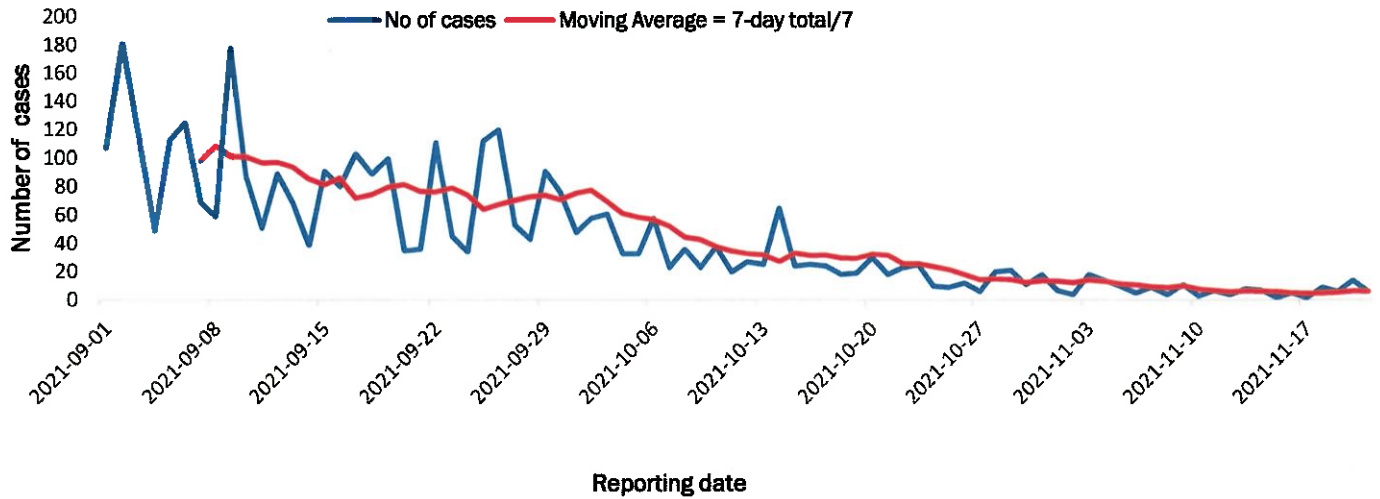


Figure 1: The 7 days moving average line chart for confirmed COVID-19 cases, 21 November 2021

- The highest peak of **12 787 (10%)** cases was recorded during week 25 of 2021 (Figure 1).
- After a peak in epi-week 25, the country has seen a gradual reduction in the average number of confirmed cases from 1 598 to 6 in epi-week 46.
- The number of cases have plateaued in the last eleven (12) weeks as seen in the graph.

- The National Call Center continues operations for 24 hours daily.
- Today (21/11/2021), **303** calls were answered.

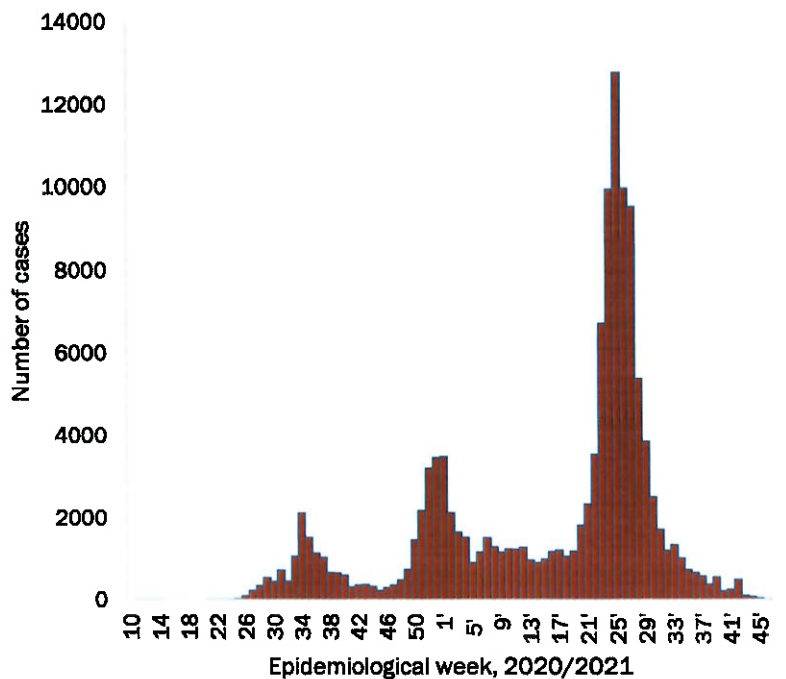


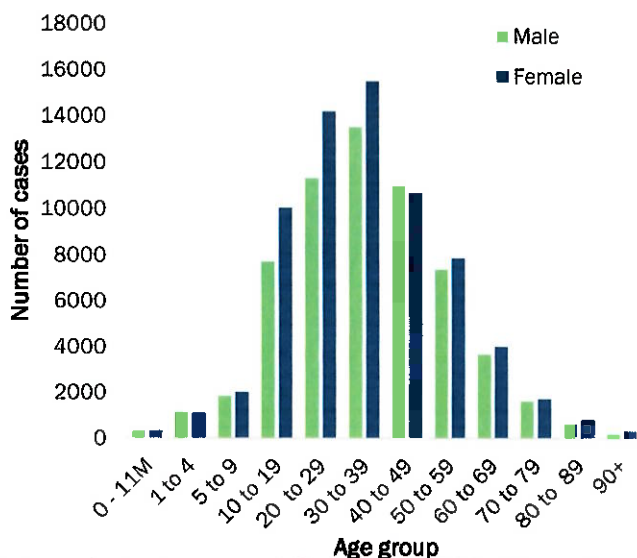
Figure 2: Epi-curve for confirmed COVID-19 cases, 21 November 2021

**Table 3: COVID-19 specimen recorded at the Laboratories
21 November 2021**

VARIABLES	TOTAL
Total samples received by the Laboratory	779 714
Total samples tested	765 212
Total samples re-tested	14 385
Total positive results	129 111
Total negative results	636 099
Total samples discarded	117
Invalid results	0
Total pending results	0
Indeterminant/Inconclusive	2
Suspected cases in 24 hours (excluding re-tests)	1 330

- The laboratory testing capacity has been enhanced; with a total of fifteen (15) laboratories carrying out the testing of samples: NIP, Path-Care, UNAM Molecular, Central Veterinary Laboratory, Namib Poultry, NAMDEB, NamPath, Namibia Central Pathology, DiagnoLab, High Care, Alpha Medical Laboratory, Des-Jo Medical Test Centre, ProQuest Diagnostic Laboratory, MAXI and Medlink Laboratory Services.
- To date, **779 597** tests (including **14 385** re-tests) have been conducted by authorized laboratories.
- Since the beginning of the outbreak, **147 116** contacts of confirmed cases have been identified, **9** new contacts were identified within the last 24 hours from 12 regions.
- Cumulatively, **145 335** contacts have completed their monitoring period, while **290** contacts are lost to follow-up and a total of **25 417 (20%)** contacts of confirmed cases have tested positive.
- Today, **29 (45%)** out of **65** active contacts were monitored.

- Of the total confirmed cases, **76 246 (59%)** are in the 20-49 years age-brackets which constitutes the majority of the recorded cases.
- A total of **21 669 (17%)** of the confirmed cases are among the 5-19 years category.
- A total of **15 258 (12%)** of the confirmed cases are among the 50 - 59 years group.
- The under 5 years age group make up **2 934 (2%)** of the total cases whereas, **13 004 (10%)** are above 60 years of age.



**Table 4: Number of people in quarantine
21 November 2021**

**Figure 3: Age and Sex distribution of COVID-19 confirmed cases
21 November 2021**

Region	Newly quarantined 24 hours	Cumulative number	Number discharged	Number in quarantine now
Erongo	0	6 939	6 931	8
Hardap	0	3 237	3 233	4
Kavango (East and West)	0	1 673	1 673	0
Khomas	0	3 703	3 701	2
Kharas	0	9 970	9 909	61
Kunene	0	6 493	6 493	0
Ohangwena	0	880	880	0
Omaheke	0	17 593	17 553	40
Omusati	0	3 418	3 407	11
Oshana	0	400	400	0
Oshikoto	0	24 299	24 286	13
Otjozondjupa	0	1 834	1 834	0
Zambezi	0	2 032	2 029	3
Total	0	82 471	82 329	142

- Since March 2020, **82 471** people have been placed into quarantine around the country.
- A total of **142** people are currently in quarantine, with no new admissions.

Table 5: Summary of COVID-19 vaccine doses administered, 21 November 2021

Region	Cumulative no. of persons vaccinated with doses of Sinopharm, AstraZeneca, Sputnik V, Pfizer and Jassen & Johnson		Targeted Population	Vaccination Coverage (%)	Cumulative no. of Healthcare Workers vaccinated with doses of Sinopharm, AstraZeneca, Sputnik V, Pfizer and Jassen & Johnson	
	1 st doses	Fully vaccinated			1 st doses	Fully vaccinated
Erongo	34 404	29 916	121 682	24%	1 216	886
Hardap	21 357	17 658	56 741	31%	505	417
Kharas	16 522	14 351	55 489	26%	669	384
Kavango East	23 622	16 449	117 665	14%	1 178	933
Kavango West	14 347	11 624	29 228	39%	414	373
Khomas	87 267	74 336	286 641	26%	3 848	2 815
Kunene	22 367	17 459	66 499	26%	641	486
Ohangwena	24 204	19 675	164 102	12%	797	620
Omaheke	16 479	11 899	51 765	23%	372	264
Omusati	23 228	19 504	139 451	14%	933	727
Oshana	19 644	17 039	126 374	13%	1 464	1 208
Oshikoto	19 586	17 048	124 395	14%	846	727
Otjozondjupa	26 996	23 267	97 903	24%	838	613
Zambezi	6 691	5 899	63 106	9%	603	547
Total	356 714	296 124	1 501 041	20%	14 324	11 000

PUBLIC HEALTH ACTION (S)

- The country continues to conduct genomic sequencing to detect the COVID-19 variants circulating in Namibia.
- Commencement of consultations and scoping work for the introduction and utilization of Digital Vaccination Certificates solutions in Namibia.
- The COVID-19 vaccination programme is ongoing throughout the country.
- Public Health measures continue to be enforced as the situation is closely monitored.
- The government and development partners continue to prioritize the continuation of essential health services.

CHALLENGES

- Slow vaccine uptake among members of the public, and circulation of anti-vaccination information.

RECOMMENDATIONS

- Encourage the public to get vaccinated and strengthen community health awareness to encounter anti-vaccination information in circulation.

APPROVED



INCIDENT MANAGER
21 NOVEMBER 2021




SECRETARIAT

For enquiries, please contact

Namibia Public Health Emergency Operations Centre;

 PHEOC@mhss.gov.na

 0800 100 100

 0851 100 100