




NAMIBIA COVID-19 SITUATION REPORT NO. 619

Outbreak Name	COVID-19 outbreak	Country affected	Namibia
Date & Time	27.11. 2021 17h00	Investigation start Date	13 March 2020
Prepared by	Surveillance Team		

HIGHLIGHTS/SITUATION UPDATE (27/11/2021)



- A total of **129 187** cases have been recorded to-date, representing **5%** of the total population (**2 550 226**).
- More female cases **68 726 (53%)** have been recorded.
- Of the total confirmed cases, **4 362 (3%)** are Health Workers, with no new confirmation today.
  - 3 642 (84%) State; 712 (16%) Private, 8 (0.2%) Non-Governmental Organizations.
  - 4 353 (99%) recoveries and 25 (0.6%) deaths.
- The recovery rate now stands at **97%**.
- Khomas and Erongo regions reported the highest number of cases with **41 893 (32%)** and **18 481 (14%)** respectively.
- Of the total fatalities, **3 276 (92%)** are COVID-19 deaths while **297 (8%)** are COVID-19 related deaths. The case fatality rate now stands at **2.8%**.

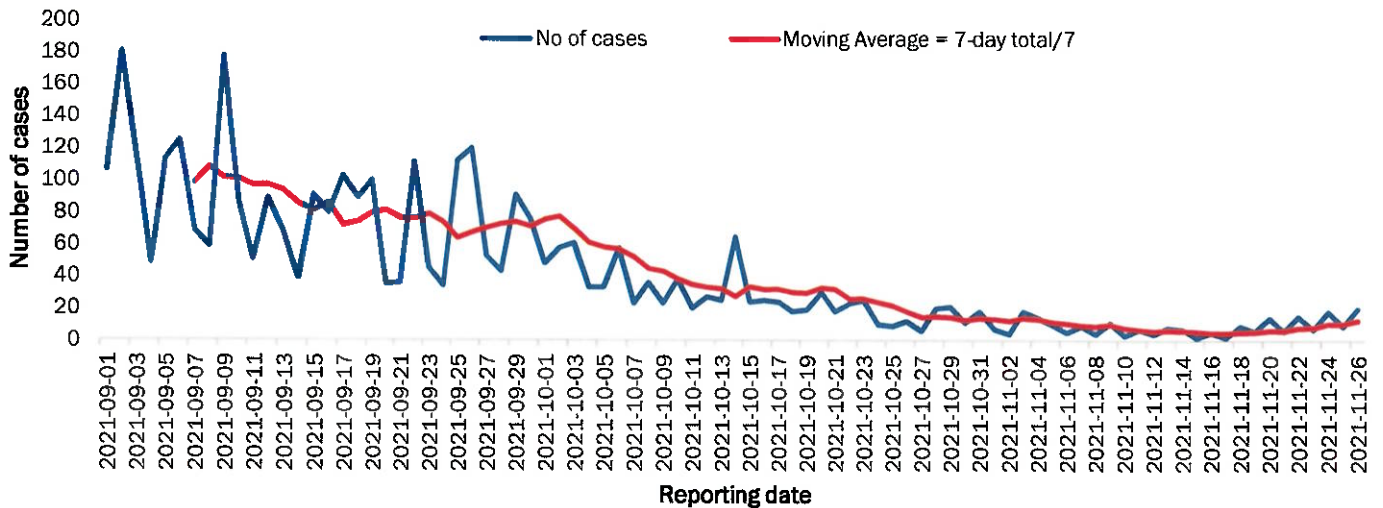
**Table 1: Distribution of confirmed COVID-19 cases by region, 27 November 2021**

Region	Total cases daily	Total No. of cases	Active cases	Recoveries	Cumulative Deaths	Cumulative deaths with co-morbidities	Non-COVID deaths	Health Workers
Erongo	0	18 481	9	18 056	411	341	5	418
Hardap	0	7 617	4	7 355	258	161	0	133
Kharas	1	7 891	8	7 731	152	130	0	242
Kavango East	0	5 523	1	5 314	207	122	1	246
Kavango West	0	645	0	626	19	16	0	38
Khomas	6	41 893	76	40 951	865	676	1	1 503
Kunene	0	3 745	2	3 619	124	89	0	97
Ohangwena	0	5 122	3	4 961	156	97	2	163
Omaheke	0	4 006	1	3 752	253	174	0	122
Omusati	0	5 805	1	5 573	231	139	0	181
Oshana	0	9 164	2	8 830	331	196	1	529
Oshikoto	0	6 766	0	6 589	175	140	2	319
Otjozondjupa	0	9 521	7	9 240	274	185	0	265
Zambezi	0	3 008	1	2 890	117	67	0	106
<b>Total</b>	<b>7</b>	<b>129 187</b>	<b>115</b>	<b>125 487</b>	<b>3 573</b>	<b>2 533</b>	<b>12</b>	<b>4 362</b>

## EPIDEMIOLOGICAL SITUATION IN NAMIBIA

**Table 2: The current distribution for hospitalization of confirmed cases by region, 27 November 2021**

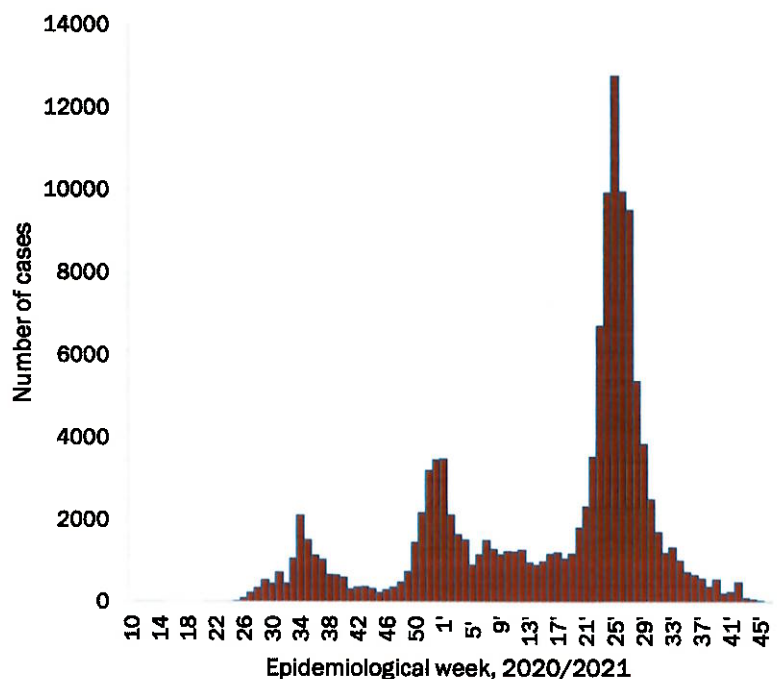
Region	Hospitalized confirmed cases	Intensive Care Unit
Erongo	1	0
Hardap	1	0
Kharas	2	0
Kavango East	1	0
Kavango West	0	0
Khomas	4	1
Kunene	0	0
Ohangwena	2	0
Omaheke	0	0
Omusati	0	0
Oshana	2	0
Oshikoto	0	0
Otjozondjupa	0	0
Zambezi	0	0
<b>Total</b>	<b>13</b>	<b>1</b>



**Figure 1: The 7 days moving average line chart for confirmed COVID-19 cases, 27 November 2021**

- The highest peak of **12 787 (10%)** cases was recorded during week 25 of 2021 (Figure 1).
- After a peak in epi-week 25, the country has seen a gradual reduction in the average number of confirmed cases from 1 827 to 6 in epi-week 46.
- The number of cases have plateaued in the last twelve (12) weeks as seen in the graph.

- The National Call Center continues operations for 24 hours daily.
- Today (27/11/2021), **398** calls were answered.



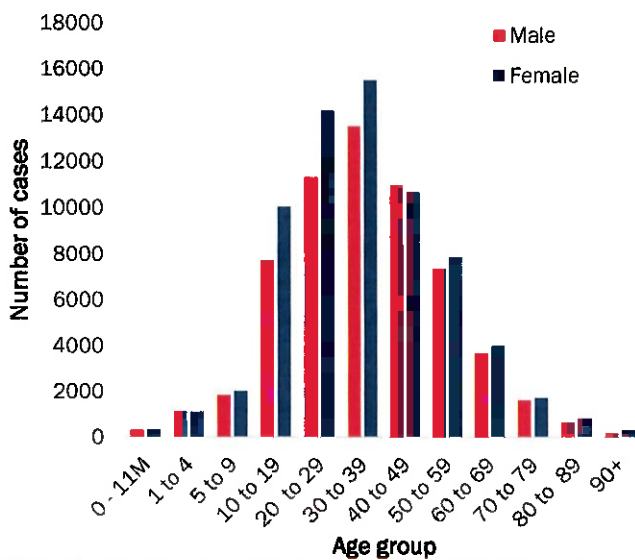
**Figure 2: Epi-curve for confirmed COVID-19 cases, 27 November 2021**

**Table 3: COVID-19 specimen recorded at the Laboratories  
27 November 2021**

VARIABLES	TOTAL
Total samples received by the Laboratory	788 000
Total samples tested	773 486
Total samples re-tested	14 397
Total positive results	129 187
Total negative results	644 297
Total samples discarded	117
Invalid results	0
Total pending results	0
Indeterminant/Inconclusive	2
Suspected cases in 24 hours (excluding re-tests)	1 106

- The laboratory testing capacity has been enhanced; with a total of sixteen (16) laboratories carrying out the testing of samples: NIP, Path-Care, UNAM Molecular, Central Veterinary Laboratory, Namib Poultry, NAMDEB, NamPath, Namibia Central Pathology, DiagnoLab, High Care, Alpha Medical Laboratory, Des-Jo Medical Test Centre, ProQuest Diagnostic Laboratory, MAXI, Medlink Laboratory Services and Biotech Medical.
- To date, **787 883** tests (including **14 397** re-tests) have been conducted by authorized laboratories.
- Since the beginning of the outbreak, **147 256** contacts of confirmed cases have been identified, **31** new contacts were identified within the last 24 hours from 11 regions.
- Cumulatively, **145 413** contacts have completed their monitoring period, while **290** contacts are lost to follow-up and a total of **25 423 (20%)** contacts of confirmed cases have tested positive.
- Today, **43 (36%)** out of **141** active contacts were monitored.

- Of the total confirmed cases, **76 301 (59%)** are in the 20-49 years age-brackets which constitutes the majority of the recorded cases.
- A total of **21 675 (17%)** of the confirmed cases are among the 5-19 years category.
- A total of **15 262 (12%)** of the confirmed cases are among the 50 - 59 years group.
- The under 5 years age group make up **2 937 (2%)** of the total cases whereas, **13 012 (10%)** are above 60 years of age.



**Table 4: Number of people in quarantine  
27 November 2021**

Region	Newly quarantined 24 hours	Cumulative number	Number discharged	Number in quarantine now
Erongo	0	6 939	6 931	8
Hardap	0	3 241	3 241	0
Kavango (East and West)	0	1 673	1 673	0
Khomas	0	3 703	3 703	0
Kharas	0	9 980	9 919	61
Kunene	0	6 493	6 493	0
Ohangwena	0	880	880	0
Omaheke	30	17 648	17 615	33
Omusati	0	3 422	3 418	4
Oshana	0	400	400	0
Oshikoto	0	24 386	24 348	38
Otjozondjupa	0	1 849	1 834	15
Zambezi	0	2 032	2 029	3
<b>Total</b>	<b>30</b>	<b>82 646</b>	<b>82 484</b>	<b>162</b>

**Figure 3: Age and Sex distribution of COVID-19 confirmed cases  
27 November 2021**

- Since March 2020, **82 646** people have been placed into quarantine around the country.
- A total of **162** people are currently in quarantine, with **30** new admissions.

**Table 5: Summary of COVID-19 vaccine doses administered, 27 November 2021**

Region	Cumulative no. of persons vaccinated with doses of Sinopharm, AstraZeneca, Sputnik V, Pfizer and Jassen & Johnson		Targeted Population	Vaccination Coverage (%)	Cumulative no. of Healthcare Workers vaccinated with doses of Sinopharm, AstraZeneca, Sputnik V, Pfizer and Jassen & Johnson	
	1 <sup>st</sup> doses	Fully vaccinated			1 <sup>st</sup> doses	Fully vaccinated
Erongo	35 614	31 229	121 682	24%	1 348	1 021
Hardap	22 047	18 533	56 741	31%	515	423
Kharas	17 160	15 119	55 489	26%	670	387
Kavango East	24 254	17 162	117 665	14%	1 187	942
Kavango West	15 445	12 696	29 228	39%	416	376
Khomas	88 542	75 909	286 641	26%	3 879	2 854
Kunene	22 876	18 141	66 499	26%	641	486
Ohangwena	24 625	20 309	164 102	12%	807	629
Omaheke	16 949	12 470	51 765	23%	373	268
Omusati	23 699	20 224	139 451	14%	946	742
Oshana	20 094	17 575	126 374	13%	1 485	1 231
Oshikoto	19 901	17 431	124 395	14%	851	731
Otjozondjupa	27 804	24 102	97 903	24%	849	621
Zambezi	6 846	6 078	63 106	9%	603	547
<b>Total</b>	<b>365 856</b>	<b>306 978</b>	<b>1 501 041</b>	<b>20%</b>	<b>14 570</b>	<b>11 258</b>

### PUBLIC HEALTH ACTION (S)

- The COVID-19 vaccination programme is ongoing throughout the country.
- Public Health measures continue to be enforced as the situation is closely monitored.
- The government and development partners continue to prioritize the continuation of essential health services.

### CHALLENGES

- Slow vaccine uptake among members of the public, and circulation of anti-vaccination information.

### RECOMMENDATIONS

- Encourage the public to get vaccinated and strengthen community health awareness to counteract anti-vaccination information in circulation.

APPROVED



INCIDENT MANAGER


27 NOVEMBER 2021



SECRETARIAT

For enquiries, please contact  
**Namibia Public Health Emergency Operations Centre;**

 [PHEOC@mhss.gov.na](mailto:PHEOC@mhss.gov.na)

 0800 100 100

 0851 100 100