



### NAMIBIA COVID-19 SITUATION REPORT NO. 633

Outbreak Name	COVID-19 outbreak	Country affected	Namibia
Date & Time	11.12.2021 20h00	Investigation start Date	13 March 2020
Prepared by	Surveillance Team		

#### HIGHLIGHTS/SITUATION UPDATE (11/12/2021)

CUMULATIVE	TOTAL TODAY
Tested 818 079	Tested 1 302
Confirmed 133 090	Confirmed 241
Active 3 392	Active 3 392
Recoveries 126 108	Recoveries 162
Vaccinated 1 <sup>st</sup> doses 387 199    2 <sup>nd</sup> doses 232 575	Vaccinated 1 <sup>st</sup> doses 5    2 <sup>nd</sup> doses 0
Death 3 577	Death 0

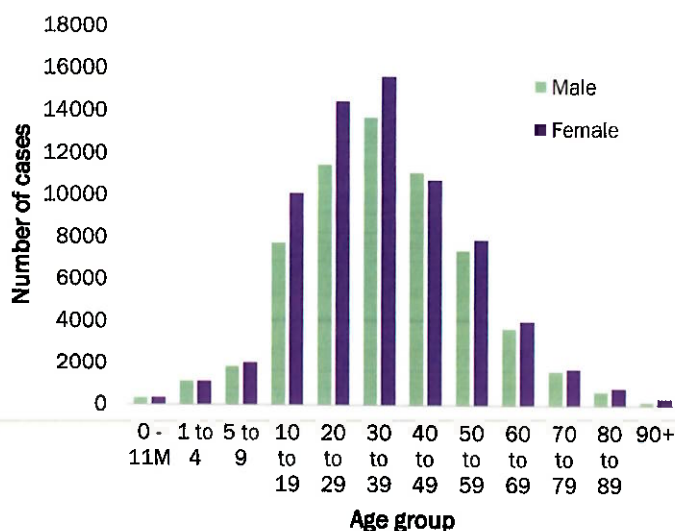
- A total of **133 090** cases have been recorded to-date, representing **5%** of the total population (**2 550 226**).
- More female cases **70 877 (53%)** have been recorded.
- Of the total confirmed cases, **4 565 (3%)** are Health Workers, with **12** new confirmations today.
  - 3 816 (83%) State; 741 (16%) Private, 8 (0.2%) Non-Governmental Organizations.
  - 4 361 (99%) recoveries and 25 (0.6%) deaths.
- The recovery rate now stands at **96%**.
- Khomas and Erongo regions reported the highest number of cases with **44 452 (33%)** and **19 090 (14%)** respectively.
- Of the total fatalities, **3 277 (92%)** are COVID-19 deaths while **300 (8%)** are COVID-19 related deaths. The case fatality rate now stands at **2.7%**.

**Table 1: Distribution of confirmed COVID-19 cases by region, 11 December 2021**

Region	Total cases daily	Total No. of cases	Active cases	Recoveries	Cumulative Deaths	Cumulative deaths with co-morbidities	Non-COVID deaths	Health Workers
Erongo	30	19 090	460	18 214	411	341	5	436
Hardap	1	7 656	40	7 358	258	161	0	138
Karas	21	8 040	108	7 780	152	130	0	249
Kavango East	0	5 550	26	5 314	209	122	1	252
Kavango West	0	649	4	626	19	16	0	42
Khomas	128	44 452	2 284	41 301	866	676	1	1 621
Kunene	2	3 786	33	3 629	124	89	0	107
Oshana	0	5 128	7	4 963	156	97	2	165
Omaheke	24	4 069	64	3 752	253	174	0	124
Omusati	5	5 828	22	5 575	231	139	0	183
Oshana	0	9 216	43	8 841	331	196	1	534
Oshikoto	5	6 805	39	6 589	175	140	2	321
Otjozondjupa	25	9 790	241	9 275	274	185	0	286
Zambezi	0	3 031	21	2 891	119	67	0	107
<b>Total</b>	<b>241</b>	<b>133 090</b>	<b>3 392</b>	<b>126 108</b>	<b>3 578</b>	<b>2 533</b>	<b>12</b>	<b>4 565</b>

## EPIDEMIOLOGICAL SITUATION IN NAMIBIA

- Of the total confirmed cases, **79 438 (59%)** are in the 20-49 years age-brackets which constitutes the majority of the recorded cases.
- A total of **21 993 (17%)** of the confirmed cases are among the 5-19 years category.
- A total of **15 527 (12%)** of the confirmed cases are among the 50 - 59 years group.
- The under 5 years age group make up **2 974 (2%)** of the total cases whereas, **13 158 (10%)** are above 60 years of age.



**Figure 1: Age and Sex distribution of COVID-19 confirmed cases 11 December 2021**

**Table 2: The current distribution for hospitalization of confirmed cases by region, 11 December 2021**

Region	Hospitalized confirmed cases	Intensive Care Unit
Erongo	4	0
Hardap	0	0
Kharas	7	0
Kavango East	1	0
Kavango West	0	0
Khomas	25	3
Kunene	9	0
Ohangwena	2	0
Omaheke	0	0
Omusati	2	0
Oshana	3	0
Oshikoto	1	0
Otjozondjupa	5	0
Zambezi	9	0
<b>Total</b>	<b>68</b>	<b>3</b>

**Table 3: COVID-19 specimen recorded at the Laboratories 11 December 2021**

VARIABLES	TOTAL
Total samples received by the Laboratory	818 196
Total samples tested	803 144
Total samples re-tested	14 935
Total positive results	133 090
Total negative results	670 042
Total samples discarded	117
Invalid results	0
Total pending results	0
Indeterminant/Inconclusive	12
Suspected cases in 24 hours (excluding re-tests)	1 259

- The laboratory testing capacity has been enhanced; with a total of sixteen (16) laboratories carrying out the testing of samples: NIP, Path-Care, UNAM Molecular, Central Veterinary Laboratory, Namib Poultry, NAMDEB, NamPath, Namibia Central Pathology, DiagnoLab, High Care, Alpha Medical Laboratory, Des-Jo Medical Test Centre, ProQuest Diagnostic Laboratory, MAXI, Medlink Laboratory Services and Biotech Medical.
- To date, **818 079** tests (including **14 935** re-tests) have been conducted by authorized laboratories.
- Since the beginning of the outbreak, **148 757** contacts of confirmed cases have been identified, **4** new contacts were identified within the last 24 hours from 7 regions.
- Cumulatively, **146 148** contacts have completed their monitoring period, while **290** contacts are lost to follow-up and a total of **25 586 (20%)** contacts of confirmed cases have tested positive.
- Today, **128 (13%)** out of **980** active contacts were monitored.

- The highest peak of **12 787 (10%)** cases was recorded during week 25 of 2021 (Figure 1).
- The country has started seeing an increase in the daily number of confirmed cases from 13 in epi-week 47 to 122 in epi-week 48.

- The National Call Center continues operations for 24 hours daily.
- Today (11/12/2021), **435** calls were answered.

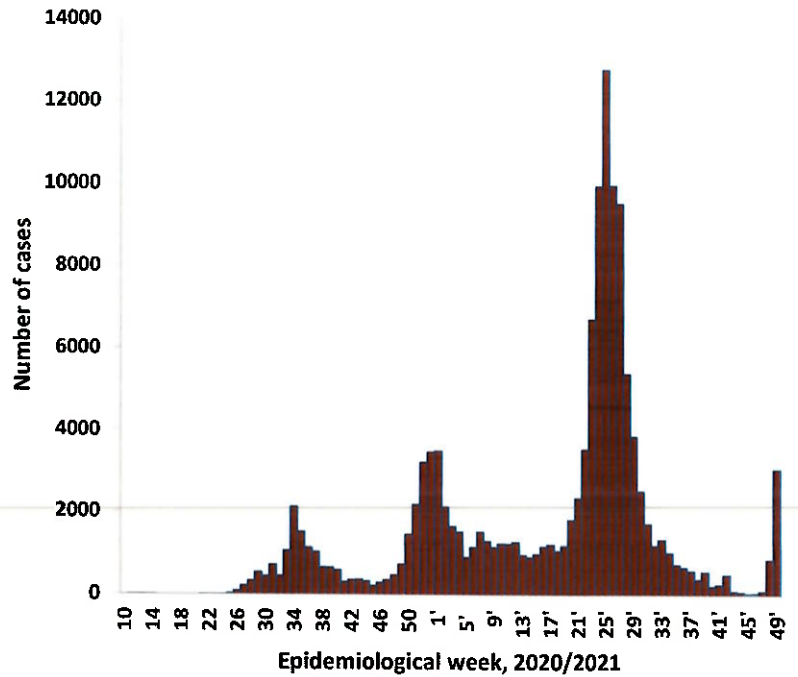


Figure 2: Epi-curve for confirmed COVID-19 cases, 11 December 2021

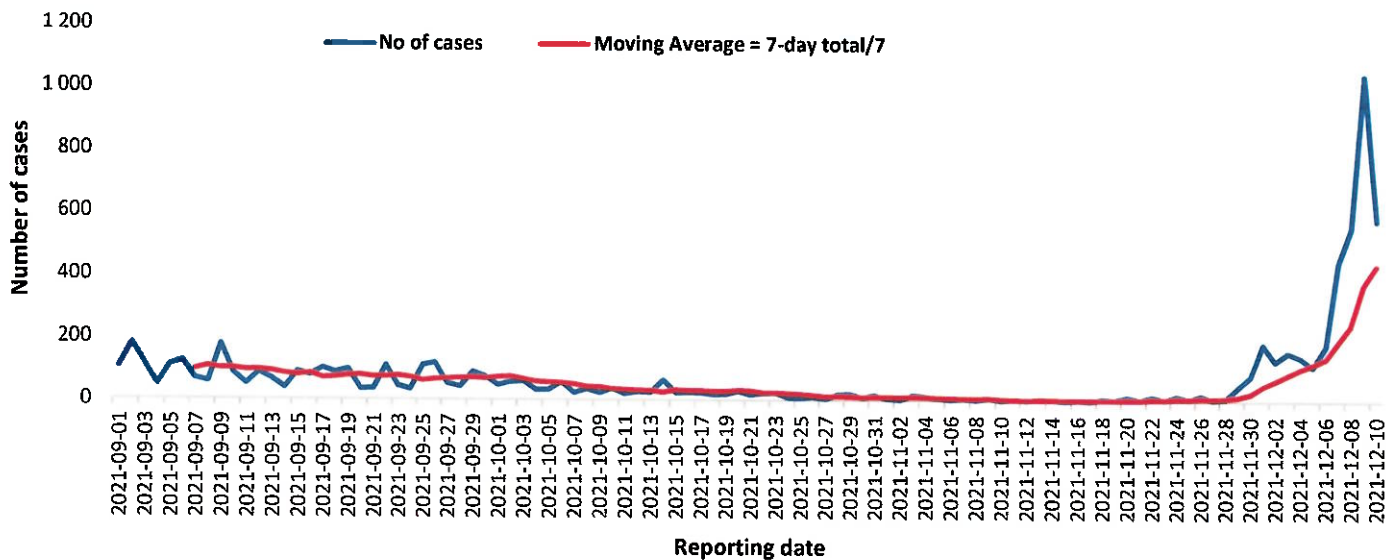


Figure 3: The 7 days moving average line chart for confirmed COVID-19 cases, 11 December 2021

Table 4: Number of people in quarantine 11 December 2021

Region	Newly quarantined 24 hours	Cumulative number	Number discharged	Number in quarantine now
Erongo	0	6 939	6 936	3
Hardap	0	3 255	3 252	3
Kavango (East and West)	0	1 673	1 673	0
Kharas	0	10 000	9 949	51
Kunene	0	6 493	6 493	0
Ohangwena	0	880	880	0
Omaheke	0	17 844	17 749	95
Omusati	0	3 445	3 440	5
Oshana	0	400	400	0
Oshikoto	28	24 610	24 559	51
Otjozondjupa	0	1 932	1 880	52
Zambezi	0	2 032	2 032	0
<b>Total</b>	<b>38</b>	<b>83 223</b>	<b>82 947</b>	<b>276</b>

- Since March 2020, **83 223** people have been placed into quarantine around the country.
- A total of **276** people are currently in quarantine, with **38** new admissions.

**Table 5: Summary of COVID-19 vaccine doses administered, 11 December 2021**

Region	Cumulative no. of persons vaccinated with doses of Sinopharm, AstraZeneca, Sputnik V, Pfizer and Jassen & Johnson		Targeted Population	Vaccination Coverage (%)	Cumulative no. of Healthcare Workers vaccinated with doses of Sinopharm, AstraZeneca, Sputnik V, Pfizer and Jassen & Johnson	
	1 <sup>st</sup> doses	Fully vaccinated			1 <sup>st</sup> doses	Fully vaccinated
Erongo	37 932	33 166	121 682	27%	1 405	1 070
Hardap	23 132	19 696	56 741	34%	522	430
Kharas	19 655	16 124	55 489	29%	796	471
Kavango East	25 077	17 938	117 665	15%	1 187	942
Kavango West	17 638	14 696	29 228	49%	417	377
Khomas	92 508	79 339	286 641	27%	3 968	2 926
Kunene	24 069	19 502	66 499	29%	648	505
Ohangwena	25 968	21 821	164 102	13%	811	635
Omaheke	17 959	13 563	51 765	26%	373	269
Omusati	25 072	21 698	139 451	15%	956	748
Oshana	21 044	18 499	126 374	14%	1 530	1 265
Oshikoto	20 629	18 194	124 395	15%	861	740
Otjozondjupa	29 282	25 480	97 903	26%	866	627
Zambezi	7 234	6 469	63 106	10%	633	590
<b>Total</b>	<b>387 199</b>	<b>326 185</b>	<b>1 501 041</b>	<b>22%</b>	<b>14 973</b>	<b>11 595</b>

**PUBLIC HEALTH ACTION (S)**

- The COVID-19 vaccination programme is ongoing throughout the country.
- Public Health measures continue to be enforced as the situation is closely monitored.
- The government and development partners continue to prioritize the continuation of essential health services.

**CHALLENGES**

- Slow vaccine uptake among members of the public, and circulation of anti-vaccination information.

**RECOMMENDATIONS**


- Encourage the public to get vaccinated and strengthen community health awareness to counteract anti-vaccination information in circulation.

APPROVED






INCIDENT MANAGER

11 DECEMBER 2021



SECRETARIAT

For enquiries, please contact  
**Namibia Public Health Emergency Operations Centre;**  
 [PHEOC@mhss.gov.na](mailto:PHEOC@mhss.gov.na)  
 0800 100 100  
 0851 100 100