



NAMIBIA COVID-19 SITUATION REPORT NO. 636

| | | | |
|------------------------|---------------------------|---------------------------------|---------------|
| Outbreak Name | COVID-19 outbreak | Country affected | Namibia |
| Date & Time | 14 December 2021 17h00 | Investigation start Date | 13 March 2020 |
| Prepared by | Surveillance Team | | |

HIGHLIGHTS/SITUATION UPDATE (14/12/2021)

| CUMULATIVE | TOTAL TODAY |
|---|---|
| Tested 824 661 | Tested 2 174 |
| Confirmed 134 694 | Confirmed 540 |
| Active 4 854 | Active 4 854 |
| Recovered 126 247 | Recovered 41 |
| Vaccinated | Vaccinated |
| 1 st doses 391 891 2 nd doses 233 701 3 rd doses 887 | 1 st doses 1 692 2 nd doses 451 3 rd doses 138 |
| Deaths 3 580 | Deaths 1 |

- A total of **134 694** cases have been recorded to-date, representing **5%** of the total population (**2 550 226**).
- More female cases **71 728 (53%)** have been recorded.
- Of the total confirmed cases, **4 625 (3%)** are Health Workers, with **30** new confirmations today.
 - 3 863 (84%) State; 754 (16%) Private, 8 (0.2%) Non-Governmental Organizations.
 - 4 361 (95%) recoveries and 25 (0.5%) deaths.
- The recovery rate now stands at **94%**.
- Khomas and Erongo regions reported the highest number of cases with **45 296 (33%)** and **19 250 (14%)** respectively.
- Of the total fatalities, **3 279 (92%)** are COVID-19 deaths while **301 (8%)** are COVID-19 related deaths. The case fatality rate now stands at **2.7%**.

Table 1: Distribution of confirmed COVID-19 cases by region, 14 December 2021

| Region | Total cases daily | New reported re-infections | Total No. of cases | Active cases | Recoveries | Cumulative Deaths | Cumulative deaths with co-morbidities | Non-COVID deaths | Health Workers |
|--------------|-------------------|----------------------------|--------------------|--------------|------------|-------------------|---------------------------------------|------------------|----------------|
| Erongo | 12 | 2 | 19 250 | 605 | 18 228 | 412 | 341 | 5 | 441 |
| Hardap | 29 | 7 | 7 688 | 71 | 7 359 | 258 | 161 | 0 | 141 |
| Karas | 64 | 12 | 8 172 | 209 | 7 811 | 152 | 130 | 0 | 252 |
| Kavango East | 0 | 0 | 5 576 | 16 | 5 349 | 209 | 122 | 2 | 253 |
| Kavango West | 0 | 0 | 649 | 2 | 628 | 19 | 16 | 0 | 42 |
| Khomas | 283 | 32 | 45 296 | 3 121 | 41 308 | 866 | 676 | 1 | 1 658 |
| Kunene | 24 | 2 | 3 824 | 65 | 3 635 | 124 | 89 | 0 | 111 |
| Ohangwena | 27 | 3 | 5 159 | 38 | 4 963 | 156 | 97 | 2 | 165 |
| Omaheke | 0 | 0 | 4 085 | 80 | 3 752 | 253 | 174 | 0 | 124 |
| Omusati | 1 | 0 | 5 840 | 25 | 5 583 | 232 | 140 | 0 | 186 |
| Oshana | 8 | 0 | 9 252 | 73 | 8 847 | 331 | 196 | 1 | 534 |
| Oshikoto | 3 | 0 | 6 815 | 47 | 6 591 | 175 | 140 | 2 | 321 |
| Otjozondjupa | 89 | 1 | 10 045 | 480 | 9 291 | 274 | 185 | 0 | 290 |
| Zambezi | 0 | 0 | 3 043 | 22 | 2 902 | 119 | 67 | 0 | 107 |
| Total | 540 | 59 | 134 694 | 4 854 | 126 247 | 3 580 | 2 534 | 13 | 4 625 |

EPIDEMIOLOGICAL SITUATION IN NAMIBIA

- Of the total confirmed cases, **80 662 (60%)** are in the 20-49 years age-brackets which constitutes the majority of the recorded cases.
- A total of **22 129 (17%)** of the confirmed cases are among the 5-19 years category.
- A total of **15 672 (12%)** of the confirmed cases are among the 50 - 59 years group.
- The under 5 years age group make up **2 996 (2%)** of the total cases whereas, **13 235 (10%)** are above 60 years of age.

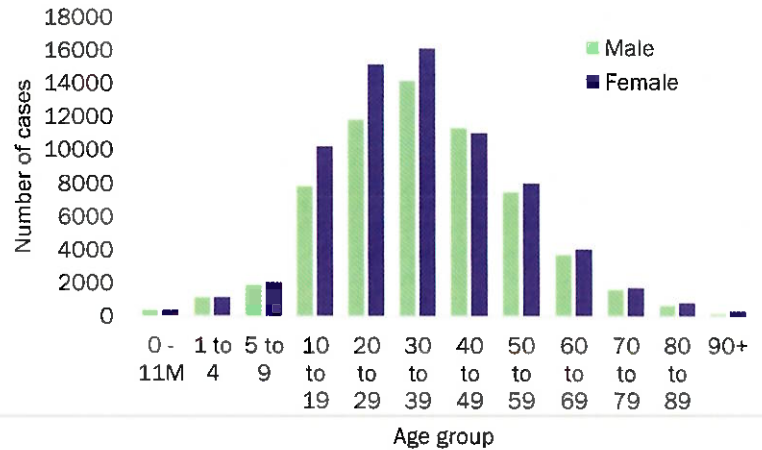


Figure 1: Age and Sex distribution of COVID-19 confirmed cases 14 December 2021

Table 2: The current distribution for hospitalization of confirmed cases by region, 14 December 2021

| Region | Hospitalized confirmed cases | | Vaccinated | | Intensive Care Unit | | Vaccinated | |
|--------------|------------------------------|------------|----------------------|----------------------|---------------------|-----------|----------------------|----------------------|
| | Current | Previous | 1 st dose | 2 nd dose | Current | Previous | 1 st dose | 2 nd dose |
| Erongo | 29 | 17 | 0 | 3 | 1 | 1 | 0 | 0 |
| Hardap | 0 | 0 | 0 | 0 | 0 | 0 | 0 | 0 |
| Kharas | 6 | 7 | 0 | 2 | 0 | 0 | 0 | 0 |
| Kavango East | 5 | 4 | 0 | 2 | 0 | 0 | 0 | 0 |
| Kavango West | 0 | 0 | 0 | 0 | 0 | 0 | 0 | 0 |
| Khomas | 69 | 54 | 1 | 8 | 11 | 9 | 1 | 1 |
| Kunene | 11 | 9 | 0 | 8 | 0 | 0 | 0 | 0 |
| Ohangwena | 1 | 0 | 0 | 0 | 0 | 0 | 0 | 0 |
| Omaheke | 6 | 6 | 0 | 0 | 0 | 0 | 0 | 0 |
| Omusati | 8 | 4 | 0 | 0 | 0 | 0 | 0 | 0 |
| Oshana | 3 | 5 | 0 | 0 | 1 | 0 | 0 | 0 |
| Oshikoto | 1 | 1 | 0 | 0 | 0 | 0 | 0 | 0 |
| Otjozondjupa | 8 | 5 | 0 | 0 | 0 | 0 | 0 | 0 |
| Zambezi | 5 | 4 | 0 | 0 | 0 | 0 | 0 | 0 |
| Total | 152 | 116 | 1 | 23 | 13 | 10 | 1 | 1 |

Table 3: COVID-19 specimen recorded at the Laboratories 14 December 2021

| VARIABLES | TOTAL |
|--|---------|
| Total samples received by the Laboratory | 824 778 |
| Total samples tested | 809 472 |
| Total samples re-tested | 15 189 |
| Total positive results | 134 694 |
| Total negative results | 674 766 |
| Total samples discarded | 117 |
| Invalid results | 0 |
| Total pending results | 0 |
| Indeterminant/Inconclusive | 12 |
| Suspected cases in 24 hours (excluding re-tests) | 2 099 |

- The laboratory testing capacity has been enhanced; with a total of sixteen (16) laboratories carrying out the testing of samples: NIP, Path-Care, UNAM Molecular, Central Veterinary Laboratory, Namib Poultry, NAMDEB, NamPath, Namibia Central Pathology, DiagnoLab, High Care, Alpha Medical Laboratory, Des-Jo Medical Test Centre, ProQuest Diagnostic Laboratory, MAXI, Medlink Laboratory Services and Biotech Medical.
- To date, **824 661** tests (including **15 189** re-tests) have been conducted by authorized laboratories.
- Since the beginning of the outbreak, **150 221** contacts of confirmed cases have been identified, **362** new contacts were identified within the last 24 hours from 12 regions.
- Cumulatively, **146 917** contacts have completed their monitoring period, while **290** contacts are lost to follow-up and a total of **25 756 (20%)** contacts of confirmed cases have tested positive.
- Today, **608 (35%)** out of **1 574** active contacts were monitored.

- The highest peak of **12 787 (10%)** cases was recorded during week 25 of 2021 (Figure 1).
- The country has started seeing an increase in the daily number of confirmed cases from 13 in epi-week 47 to 434 in epi-week 49.

- The National Call Center continues operations for 24 hours daily.
- Today (14/12/2021), **619** calls were answered.

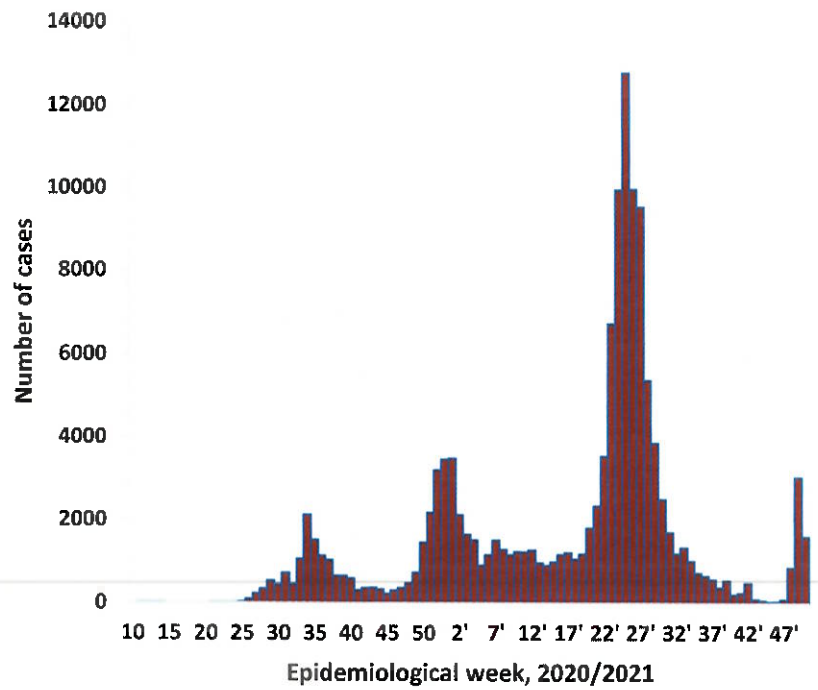


Figure 2: Epi-curve for confirmed COVID-19 cases, 14 December 2021

— No of cases — Moving Average = 7-day total/7

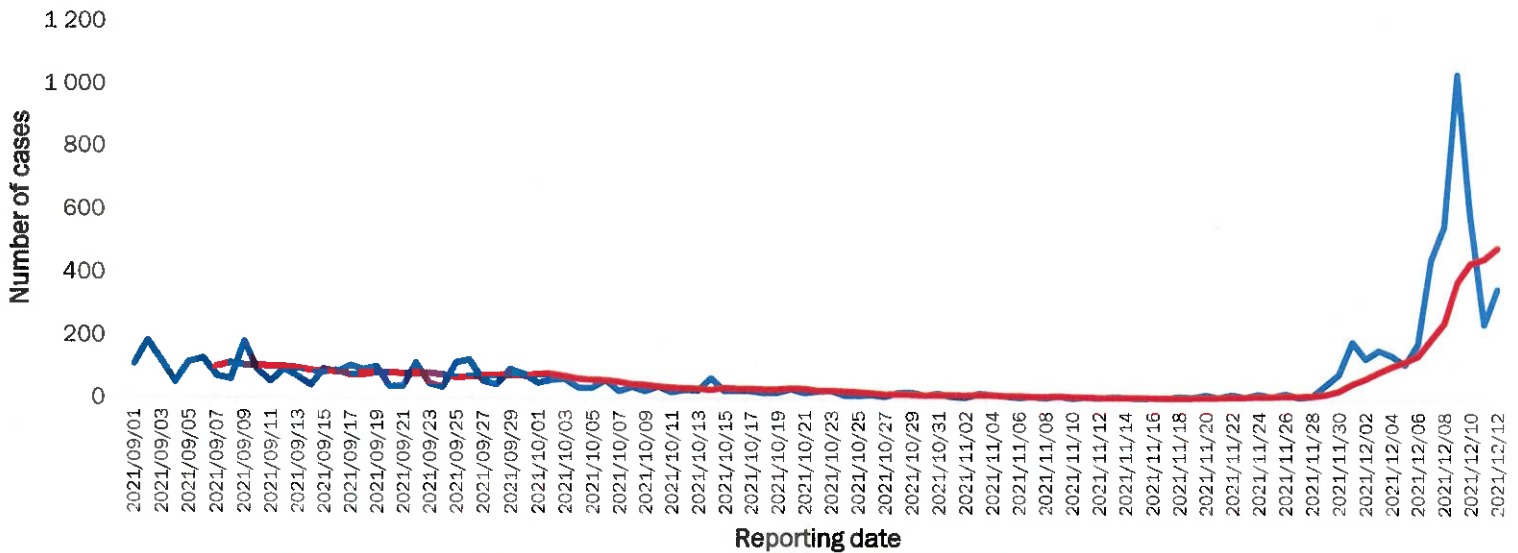


Figure 3: The 7 days moving average line chart for confirmed COVID-19 cases, 14 December 2021

Table 4: Number of people in quarantine 14 December 2021

| Region | Newly quarantined 24 hours | Cumulative number | Number discharged | Number in quarantine now |
|-------------------------|----------------------------|-------------------|-------------------|--------------------------|
| Erongo | 0 | 6 939 | 6 936 | 3 |
| Hardap | 0 | 3 255 | 3 252 | 3 |
| Kavango (East and West) | 0 | 1 673 | 1 673 | 0 |
| Khomas | 0 | 3 720 | 3 705 | 15 |
| Kharas | 0 | 10 000 | 9 949 | 51 |
| Kunene | 0 | 6 493 | 6 493 | 0 |
| Ohangwena | 0 | 880 | 880 | 0 |
| Omaheke | 0 | 17 957 | 17 765 | 192 |
| Omusati | 0 | 3 445 | 3 440 | 5 |
| Oshana | 0 | 400 | 400 | 0 |
| Oshikoto | 0 | 24 610 | 24 559 | 51 |
| Otjozondjupa | 0 | 1 932 | 1 880 | 52 |
| Zambezi | 0 | 2 077 | 2 032 | 45 |
| Total | 0 | 83 381 | 82 964 | 417 |

- Since March 2020, **83 381** people have been placed into quarantine around the country.
- A total of **417** people are currently in quarantine, with no new admissions.

Table 5: Summary of COVID-19 vaccine doses administered, 14 December 2021

| Region | Cumulative no. of persons vaccinated with doses of Sinopharm, AstraZeneca, Sputnik V, Pfizer and Jassen & Johnson | | Targeted Population | Vaccination Coverage (%) | Cumulative no. of Healthcare Workers vaccinated with doses of Sinopharm, AstraZeneca, Sputnik V, Pfizer and Jassen & Johnson | |
|--------------|---|------------------|---------------------|--------------------------|--|------------------|
| | 1 st doses | Fully vaccinated | | | 1 st doses | Fully vaccinated |
| Erongo | 38 149 | 33 432 | 121 682 | 27% | 1 406 | 1 070 |
| Hardap | 23 480 | 20 095 | 56 741 | 35% | 523 | 431 |
| Kharas | 19 923 | 16 395 | 55 489 | 29% | 799 | 471 |
| Kavango East | 25 754 | 18 504 | 117 665 | 15% | 1 187 | 942 |
| Kavango West | 18 928 | 15 855 | 29 228 | 53% | 417 | 377 |
| Khomas | 92 578 | 79 398 | 286 641 | 28% | 3 968 | 2 926 |
| Kunene | 24 139 | 19 556 | 66 499 | 29% | 648 | 505 |
| Ohangwena | 26 444 | 22 247 | 164 102 | 13% | 811 | 635 |
| Omaheke | 18 062 | 13 669 | 51 765 | 26% | 373 | 269 |
| Omusati | 25 471 | 21 990 | 139 451 | 16% | 970 | 763 |
| Oshana | 21 219 | 18 661 | 126 374 | 15% | 1 540 | 1 274 |
| Oshikoto | 20 926 | 18 528 | 124 395 | 15% | 863 | 740 |
| Otjozondjupa | 29 539 | 25 738 | 97 903 | 26% | 869 | 628 |
| Zambezi | 7 279 | 6 525 | 63 106 | 10% | 633 | 590 |
| Total | 391 891 | 330 593 | 1 501 041 | 22% | 15 007 | 11 621 |

Table 6: Summary of Sinopharm vaccine 3rd doses administered, 14 December 2021

| Region | Cumulative no. of persons vaccinated |
|--------------|--------------------------------------|
| Erongo | 157 |
| Hardap | 31 |
| Kharas | 71 |
| Kavango East | 46 |
| Kavango West | 9 |
| Khomas | 194 |
| Kunene | 13 |
| Ohangwena | 21 |
| Omaheke | 7 |
| Omusati | 23 |
| Oshana | 115 |
| Oshikoto | 93 |
| Otjozondjupa | 101 |
| Zambezi | 6 |
| Total | 887 |

PUBLIC HEALTH ACTION (S)

- The COVID-19 vaccination programme is ongoing throughout the country.
- Public Health measures continue to be enforced as the situation is closely monitored.
- The government and development partners continue to

CHALLENGES


- Slow vaccine uptake among members of the public, and circulation of anti-vaccination information.

RECOMMENDATIONS



- Encourage the public to get vaccinated and strengthen community health awareness to counteract anti-vaccination information in circulation.


 INCIDENT MANAGER
 14 DECEMBER 2021

APPROVED


 SECRETARIAT

For enquiries, please contact
 Namibia Public Health Emergency Operations Centre;

 PHEOC@mhss.gov.na
 0800 100 100