



NAMIBIA COVID-19 SITUATION REPORT NO. 641

Outbreak Name	COVID-19 outbreak	Country affected	Namibia
Date & Time	19 December 2021 17h00	Investigation start Date	13 March 2020
Prepared by	Surveillance Team		

HIGHLIGHTS/SITUATION UPDATE (19/12/2021)

CUMULATIVE
Tested 845 015
Confirmed 140 449
Active 9 182
Recovered 127 665
Vaccinated
1 st doses 399 636 2 nd doses 235 452 3 rd doses 2 201
Deaths 3 589

TOTAL TODAY
Tested 3 118
Confirmed 931
Active 9 182
Recovered 226
Vaccinated
1 st doses 2 486 2 nd doses 432 3 rd doses 687
Death(s) 6

- A total of **140 449** cases have been recorded to-date, representing **5%** of the total population (**2 550 226**).
- More female cases **74 735 (53%)** have been recorded.
- Of the total confirmed cases, **4 778 (3%)** are Health Workers, with **26** new confirmations today.
 - 3 994 (83%) State; 776 (16%) Private, 8 (0.2%) Non-Governmental Organizations.
 - 4 361 (92%) recoveries and 25 (0.5%) deaths.

- The recovery rate now stands at **91%**.
- Khomas and Erongo regions reported the highest number of cases with **47 487 (34%)** and **20 505 (14%)** respectively.
- Of the total fatalities, **3 282 (92%)** are COVID-19 deaths while **307 (8%)** are COVID-19 related deaths. The case fatality rate now stands at **2.6%**.

Table 1: Distribution of confirmed COVID-19 cases by region, 19 December 2021

Region	Total cases daily	New reported re-infections	Total No. of cases	Active cases	Recoveries	Cumulative Deaths	Cumulative deaths with co-morbidities	Non-COVID deaths	Health Workers
Erongo	164	16	20 505	1 850	18 237	413	342	5	475
Hardap	22	5	7 870	237	7 374	259	161	0	145
!Karas	35	0	8 527	542	7 833	152	130	0	266
!Kavango East	10	0	5 675	115	5 349	209	122	2	255
!Kavango West	0	0	651	4	628	19	16	0	43
!Komas	275	36	47 487	4 342	42 273	871	680	1	1 696
!Kunene	41	2	4 061	289	3 648	124	89	0	121
!Khangwena	9	0	5 218	74	4 986	156	97	2	171
!Kmaheke	144	13	4 315	226	3 834	255	175	0	132
!Kmusati	15	1	5 963	106	5 625	232	140	0	191
!Kshana	66	8	9 416	187	8 897	331	196	1	547
!Kshikoto	29	1	6 983	212	6 594	175	140	2	326
!Ktjozondjupa	120	9	10 700	956	9 470	274	185	0	303
!Kambezi	1	0	3 078	42	2 917	119	67	0	107
Total	931	91	140 449	9 182	127 665	3 589	2 540	13	4 778

EPIDEMIOLOGICAL SITUATION IN NAMIBIA

Table 2: The current distribution for hospitalization of confirmed cases by region, 19 December 2021

Region	Hospitalized confirmed cases		Vaccinated		Intensive Care Unit		Vaccinated	
	Current	Previous	1 st dose	2 nd dose	Current	Previous	1 st dose	2 nd dose
Erongo	21	19	1	1	0	0	0	0
Hardap	2	1	0	0	0	0	0	0
Karas	9	9	0	2	0	0	0	0
Kavango East	8	7	0	0	0	0	0	0
Kavango West	5	0	0	0	0	0	0	0
Khomas	90	75	0	5	14	13	0	0
Kunene	37	22	0	9	0	0	0	0
Ohangwena	4	3	2	0	0	0	0	0
Omaheke	0	0	0	0	0	0	0	0
Omusati	17	10	0	0	0	0	0	0
Oshana	26	20	1	1	0	1	0	0
Oshikoto	3	3	1	1	2	2	0	0
Otjozondjupa	21	18	0	1	0	0	0	0
Zambezi	13	11	0	0	0	0	0	0
Total	256	198	5	20	16	16	0	0

- The highest peak of **12 787 (9%)** cases was recorded during week 25 of 2021 (Figure 1).
- The country has started seeing an increase in the daily number of confirmed cases from 13 in epi-week 47 to 918 in epi-week 49.

- The National Call Center continues operations for 24 hours daily.
- Today (19/12/2021), **501** calls were answered.

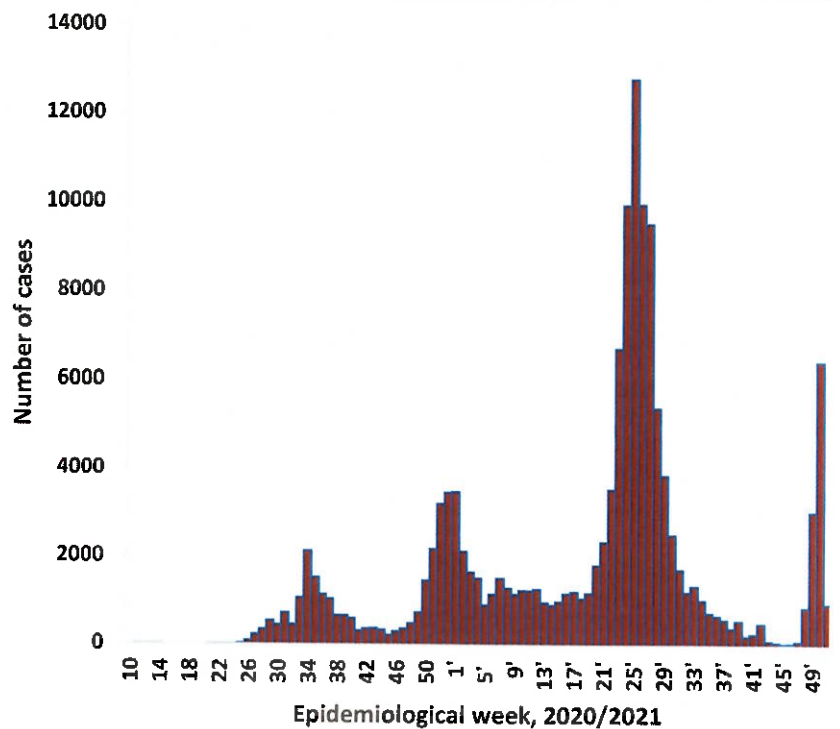


Figure 1: Epi-curve for confirmed COVID-19 cases, 19 December 2021

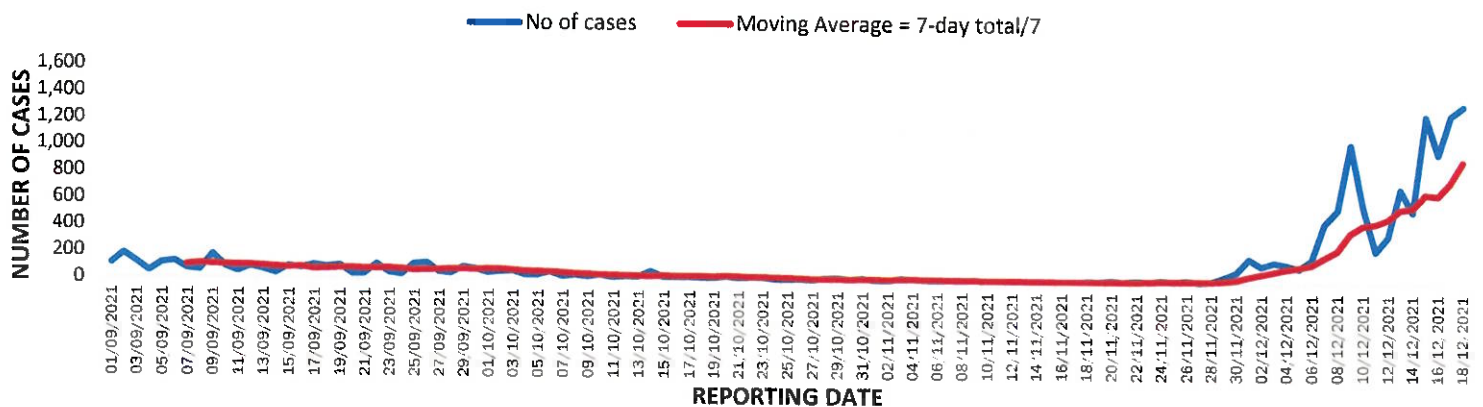


Figure 2: The 7 days moving average line chart for confirmed COVID-19 cases, 19 December 2021

**Table 3: COVID-19 specimen recorded at the Laboratories
19 December 2021**

VARIABLES	TOTAL
Total samples received by the Laboratory	845 132
Total samples tested	829 090
Total samples re-tested	15 925
Total positive results	140 449
Total negative results	819 626
Total samples discarded	117
Invalid results	0
Total pending results	0
Indeterminant/Inconclusive	15
Suspected cases in 24 hours (excluding re-tests)	2 972

- The laboratory testing capacity has been enhanced; with a total of nineteen (19) laboratories carrying out the testing of samples: NIP, Path-Care, UNAM Molecular, Central Veterinary Laboratory, Namib Poultry, NAMDEB, NamPath, Namibia Central Pathology, DiagnoLab, High Care, Alpha Medical Laboratory, Des-Jo Medical Test Centre, ProQuest Diagnostic Laboratory, MAXI, Medlink Laboratory Services, Biotech Medical, Covisure, Star Care, Soweto Medical Center .
- To date, **845 015** tests (including **15 925** re-tests) have been conducted by authorized laboratories.
- Since the beginning of the outbreak, **152 862** contacts of confirmed cases have been identified, **626** new contacts were identified within the last 24 hours from **10** regions.
- Cumulatively, **148 492** contacts have completed their monitoring period, while **290** contacts are lost to follow-up and a total of **26 069 (19%)** contacts of confirmed cases have tested positive.
- Today, **692 (27%)** out of **2 570** active contacts were monitored.

- Of the total confirmed cases, **84 941 (60%)** are in the 20-49 years age-brackets which constitutes the majority of the recorded cases.
- A total of **22 639 (16%)** of the confirmed cases are among the 5-19 years category.
- A total of **16 209 (12%)** of the confirmed cases are among the 50 - 59 years group.
- The under 5 years age group make up **3 070 (2%)** of the total cases whereas, **13 590 (10%)** are above 60 years of age.

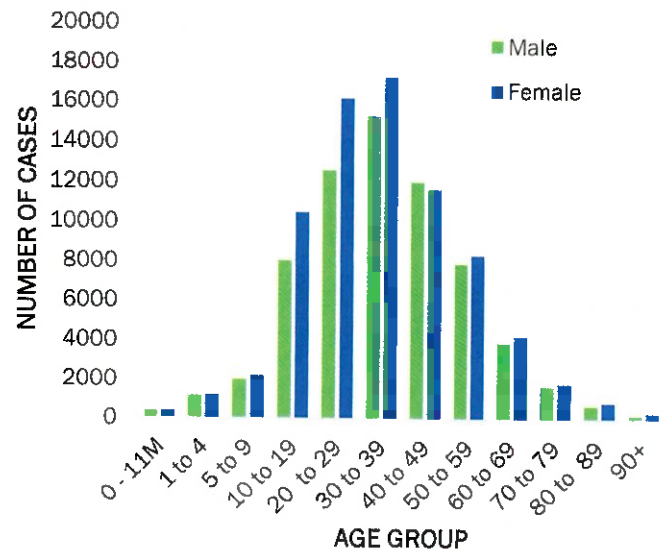


Table 4: Number of people in quarantine 19 December 2021

Region	Newly quarantined 24 hours	Cumulative number	Number discharged	Number in quarantine now
Erongo	0	6939	6936	3
Hardap	0	3255	3252	3
Kavango (East and West)	0	1673	1673	0
Khomas	0	3733	3705	28
Kharas	0	10000	9949	51
Kunene	0	6493	6493	0
Oshana	0	400	400	0
Oshikoto	0	24934	24768	166
Otjozondjupa	0	1932	1880	52
Zambezi	0	2077	2032	45
Total	0	83 990	83 325	665

Figure 3: Age and Sex distribution of COVID-19 confirmed cases, 19 December 2021

- Since March 2020, **83 990** people have been placed into quarantine around the country.
- A total of **665** people are currently in quarantine, with no new admissions.

Table 5: Summary of COVID-19 vaccine doses administered, 19 December 2021

Region	Cumulative no. of persons vaccinated with doses of Sinopharm, AstraZeneca, Sputnik V, Pfizer and Jassen & Johnson		Targeted Population	Vaccination Coverage (%)	Cumulative no. of Healthcare Workers vaccinated with doses of Sinopharm, AstraZeneca, Sputnik V, Pfizer and Jassen & Johnson	
	1 st doses	Fully vaccinated			1 st doses	Fully vaccinated
Erongo	38 505	33 773	121 682	28%	1 408	1 071
Hardap	24 016	20 556	56 741	36%	524	431
Kharas	20 495	16 790	55 489	30%	799	471
Kavango East	27 769	19 646	117 665	16%	1 208	954
Kavango West	19 819	16 287	29 228	55%	417	377
Khomas	93 781	80 500	286 641	28%	3 978	2 937
Kunene	24 210	19 658	66 499	30%	649	505
Ohangwena	26 703	22 514	164 102	14%	819	642
Omaheke	18 364	13 941	51 765	27%	373	269
Omusati	25 940	22 405	139 451	16%	976	768
Oshana	21 464	18 864	126 374	15%	1 560	1 278
Oshikoto	21 262	18 841	124 395	15%	863	740
Otjozondjupa	29 904	26 100	97 903	26%	870	630
Zambezi	7 404	6 622	63 106	10%	633	590
Total	399 636	336 497	1 501 041	22%	15 077	11 663

Table 6: Summary of COVID-19 vaccine 3rd doses administered, 19 December 2021

Region	Cumulative no. of persons vaccinated		
	Sinopharm	AstraZeneca	Pfizer
Erongo	216	16	25
Hardap	85	0	10
Kharas	105	16	5
Kavango East	76	0	0
Kavango West	24	0	1
Khomas	460	83	304
Kunene	15	0	0
Ohangwena	34	0	0
Omaheke	11	0	0
Omusati	64	1	3
Oshana	153	10	0
Oshikoto	141	5	2
Otjozondjupa	124	8	15
Zambezi	11	1	1
Total	1 519	140	366

PUBLIC HEALTH ACTION (S)

- The COVID-19 vaccination programme is ongoing throughout the country.
- Public Health measures continue to be enforced as the situation is closely monitored.
- The government and development partners continue to prioritize the continuation of essential health services.

CHALLENGES

- Slow vaccine uptake among members of the public, and circulation of anti-vaccination information.

RECOMMENDATIONS


- Encourage the public to get vaccinated and strengthen community health awareness to counteract anti-vaccination information in circulation.

APPROVED


INCIDENT MANAGER
19 DECEMBER 2021


SECRETARIAT

For enquiries, please contact
Namibia Public Health Emergency Operations Centre;

 PHEOC@mhss.gov.na

 0800 100 100