



NAMIBIA COVID-19 SITUATION REPORT NO. 634

Outbreak Name	COVID-19 outbreak	Country affected	Namibia
Date & Time	12 December 2021 17h00	Investigation start Date	13 March 2020
Prepared by	Surveillance Team		

HIGHLIGHTS/SITUATION UPDATE (12/12/2021)



- A total of **133 444** cases have been recorded to-date, representing **5%** of the total population (**2 550 226**).
- More female cases **71 065 (53%)** have been recorded.
- Of the total confirmed cases, **4 579 (3%)** are Health Workers, with **14** new confirmations today.
 - 3 826 (84%) State; 745 (16%) Private, 8 (0.2%) Non-Governmental Organizations.
 - 4 361 (95%) recoveries and 25 (0.5%) deaths.
- The recovery rate now stands at **94.5%**.
- Khomas and Erongo regions reported the highest number of cases with **44 685 (33%)** and **19 115 (14%)** respectively.
- Of the total fatalities, **3 278 (92%)** are COVID-19 deaths while **300 (8%)** are COVID-19 related deaths. The case fatality rate now stands at **2.7%**.

Table 1: Distribution of confirmed COVID-19 cases by region, 12 December 2021

Region	Total cases daily	New reported re-infections	Total No. of cases	Active cases	Recoveries	Cumulative Deaths	Cumulative deaths with co-morbidities	Non-COVID deaths	Health Workers
Erongo	25	5	19 115	485	18 214	411	341	5	436
Hardap	2	0	7 658	41	7 359	258	161	0	138
Kharas	8	0	8 048	110	7 786	152	130	0	249
Kavango East	4	0	5 554	14	5 330	209	122	1	252
Kavango West	0	0	649	4	626	19	16	0	42
Khomas	233	46	44 685	2 517	41 301	866	676	1	1 635
Kunene	9	0	3 795	41	3 630	124	89	0	107
Oshana	3	1	5 131	10	4 963	156	97	2	165
Omaheke	15	1	4 084	79	3 752	253	174	0	124
Omusati	2	0	5 830	21	5 578	231	139	0	183
Oshana	16	2	9 232	57	8 843	331	196	1	534
Oshikoto	3	0	6 808	42	6 589	175	140	2	321
Otjozondjupa	22	1	9 812	252	9 286	274	185	0	286
Zambezi	12	0	3 043	33	2 891	119	67	0	107
Total	354	56	133 444	3 706	126 148	3 578	2 533	12	4 579

EPIDEMIOLOGICAL SITUATION IN NAMIBIA

- Of the total confirmed cases, **79 694 (60%)** are in the 20-49 years age-brackets which constitutes the majority of the recorded cases.
- A total of **22 025 (17%)** of the confirmed cases are among the 5-19 years category.
- A total of **15 567 (12%)** of the confirmed cases are among the 50 - 59 years group.
- The under 5 years age group make up **2 982 (2%)** of the total cases whereas, **13 176 (10%)** are above 60 years of age.

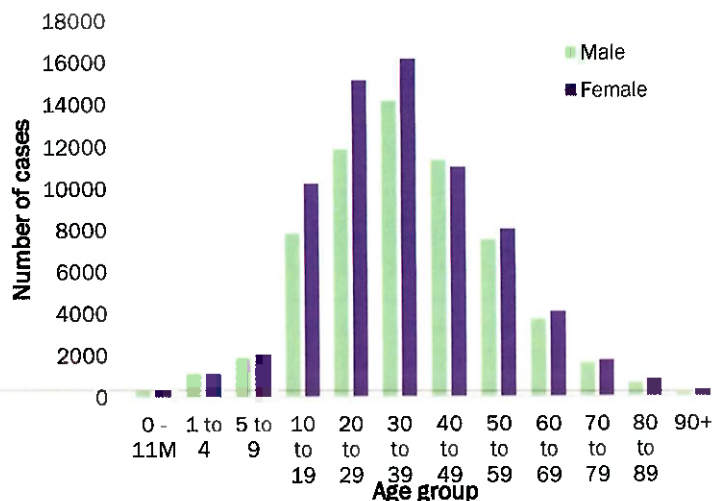


Figure 1: Age and Sex distribution of COVID-19 confirmed cases 12 December 2021

Table 2: The current distribution for hospitalization of confirmed cases by region, 12 December 2021

Region	Hospitalized confirmed cases		Vaccinated		Intensive Care Unit		Vaccinated	
	Current	Previous	1 st dose	2 nd dose	Current	Previous	1 st dose	2 nd dose
Erongo	12	4	0	3	1	0	0	0
Hardap	0	0	0	0	0	0	0	0
Karas	7	7	0	2	0	0	0	0
Kavango East	2	1	0	1	0	0	0	0
Kavango West	0	0	0	0	0	0	0	0
Khomas	45	25	0	1	6	3	0	0
Kunene	9	9	0	1	0	0	0	0
Ohangwena	1	2	0	0	0	0	0	0
Omaheke	0	0	0	0	0	0	0	0
Omusati	2	2	0	0	0	0	0	0
Oshana	5	3	0	0	0	0	0	0
Oshikoto	1	1	0	0	0	0	0	0
Otjozondjupa	5	5	0	0	0	0	0	0
Zambezi	10	9	0	0	0	0	0	0
Total	99	68	0	8	7	3	0	0

Table 3: COVID-19 specimen recorded at the Laboratories 12 December 2021

VARIABLES	TOTAL
Total samples received by the Laboratory	819 839
Total samples tested	804 712
Total samples re-tested	15 010
Total positive results	133 444
Total negative results	671 256
Total samples discarded	117
Invalid results	0
Total pending results	0
Indeterminant/Inconclusive	12
Suspected cases in 24 hours (excluding re-tests)	1 566

- The laboratory testing capacity has been enhanced; with a total of sixteen (16) laboratories carrying out the testing of samples: NIP, Path-Care, UNAM Molecular, Central Veterinary Laboratory, Namib Poultry, NAMDEB, NamPath, Namibia Central Pathology, DiagnoLab, High Care, Alpha Medical Laboratory, Des-Jo Medical Test Centre, ProQuest Diagnostic Laboratory, MAXI, Medlink Laboratory Services and Biotech Medical.
- To date, **819 721** tests (including **15 010** re-tests) have been conducted by authorized laboratories.
- Since the beginning of the outbreak, **149 366** contacts of confirmed cases have been identified, **609** new contacts were identified within the last 24 hours from 10 regions.
- Cumulatively, **146 425** contacts have completed their monitoring period, while **290** contacts are lost to follow-up and a total of **25 669 (20%)** contacts of confirmed cases have tested positive.
- Today, **476 (39%)** out of **1 206** active contacts were

- The highest peak of **12 787 (10%)** cases was recorded during week 25 of 2021 (Figure 1).
- The country has started seeing an increase in the daily number of confirmed cases from 13 in epi-week 47 to 434 in epi-week 49.

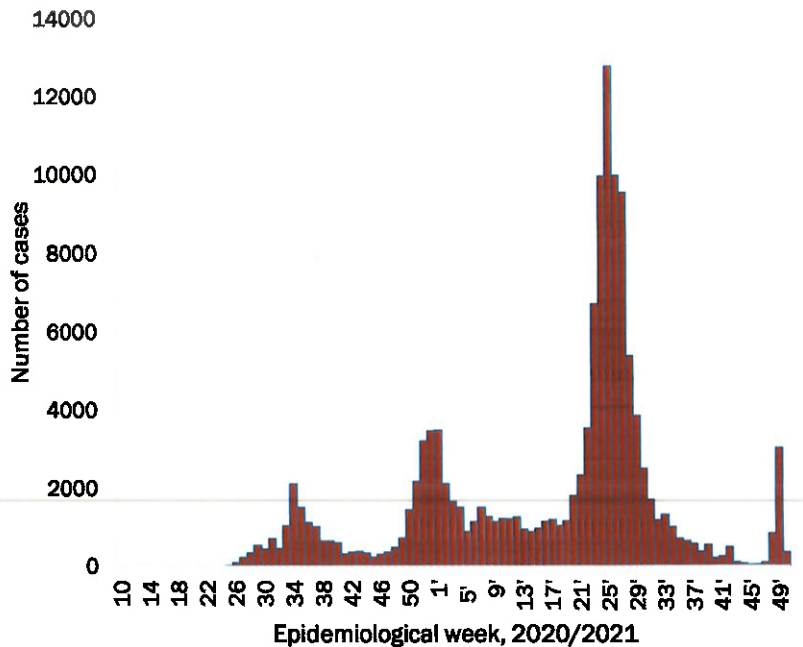


Figure 2: Epi-curve for confirmed COVID-19 cases, 12 December 2021

- The National Call Center continues operations for 24 hours daily.
- Today (12/12/2021), **469** calls were answered.

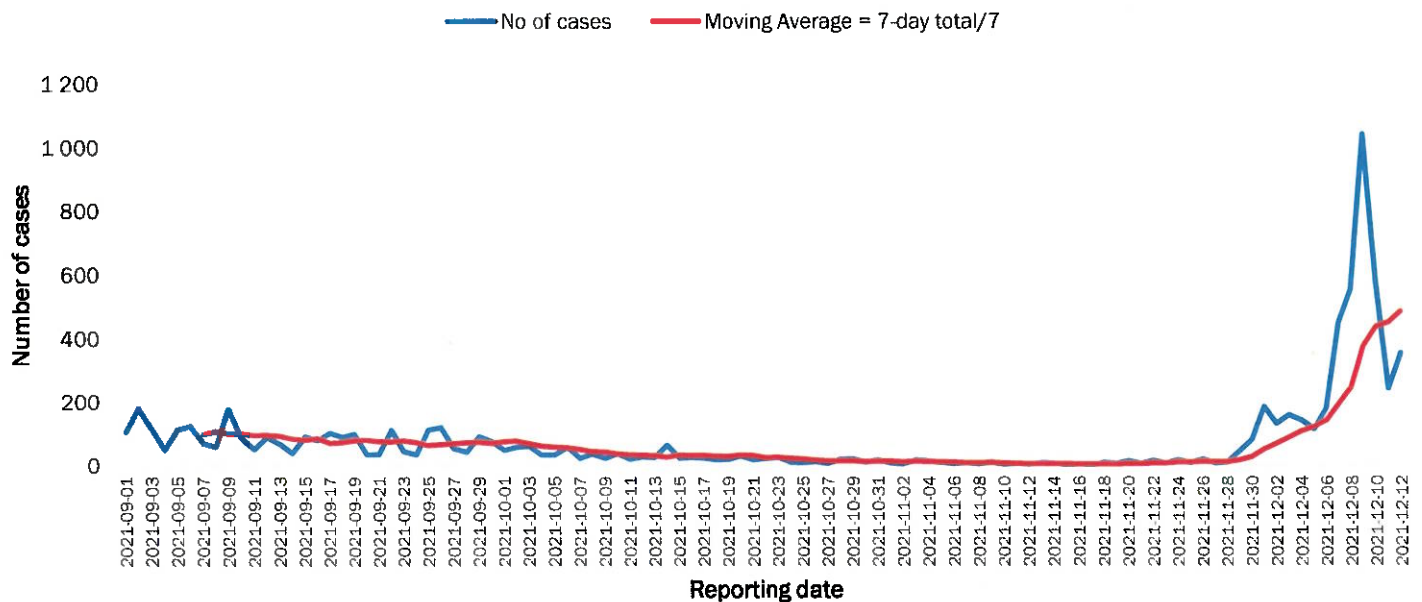


Figure 3: The 7 days moving average line chart for confirmed COVID-19 cases, 12 December 2021

Table 4: Number of people in quarantine 12 December 2021

Region	Newly quarantined 24 hours	Cumulative number	Number discharged	Number in quarantine now
Erongo	0	6 939	6 936	3
Hardap	0	3 255	3 252	3
Kavango (East and West)	0	1 673	1 673	0
Khomas	0	3 720	3 704	16
Kharas	0	10 000	9 949	51
Kunene	0	6 493	6 493	0
Ohangwena	0	880	880	0
Omaheke	0	17 844	17 749	95
Omusati	0	3 445	3 440	5
Oshana	0	400	400	0
Oshikoto	0	24 610	24 559	51
Otjozondjupa	0	1 932	1 880	52
Zambezi	0	2 032	2 032	0
Total	0	83 223	82 947	276

- Since March 2020, **83 223** people have been placed into quarantine around the country.
- A total of **276** people are currently in quarantine, with no new admissions.

Table 5: Summary of COVID-19 vaccine doses administered, 12 December 2021

Region	Cumulative no. of persons vaccinated with doses of Sinopharm, AstraZeneca, Sputnik V, Pfizer and Jassen & Johnson		Targeted Population	Vaccination Coverage (%)	Cumulative no. of Healthcare Workers vaccinated with doses of Sinopharm, AstraZeneca, Sputnik V, Pfizer and Jassen & Johnson	
	1 st doses	Fully vaccinated			1 st doses	Fully vaccinated
Erongo	37 948	33 186	121 682	27%	1 406	1 070
Hardap	23 132	19 696	56 741	35%	522	430
Kharas	19 795	16 256	55 489	29%	796	471
Kavango East	25 187	18 052	117 665	15%	1 187	942
Kavango West	18 241	15 364	29 228	53%	417	377
Khomas	92 578	79 398	286 641	28%	3 968	2 926
Kunene	24 069	19 502	66 499	29%	648	505
Ohangwena	26 076	21 934	164 102	13%	811	635
Omaheke	17 959	13 563	51 765	26%	373	269
Omusati	25 236	21 854	139 451	16%	956	748
Oshana	21 044	18 499	126 374	15%	1 530	1 265
Oshikoto	20 700	18 268	124 395	15%	863	740
Otjozondjupa	29 282	25 480	97 903	26%	866	627
Zambezi	7 237	6 480	63 106	10%	633	590
Total	388 484	327 532	1 501 041	22%	14 976	11 595

Table 6: Summary of Sinopharm vaccine 3rd doses administered, 12 December 2021

Region	Cumulative no. of persons vaccinated
Erongo	114
Hardap	22
Kharas	46
Kavango East	10
Kavango West	5
Khomas	194
Kunene	9
Ohangwena	6
Omaheke	3
Omusati	17
Oshana	85
Oshikoto	69
Otjozondjupa	76
Zambezi	4
Total	660

PUBLIC HEALTH ACTION (S)

- The COVID-19 vaccination programme is ongoing throughout the country.
- Public Health measures continue to be enforced as the situation is closely monitored.
- The government and development partners continue to

CHALLENGES

- Slow vaccine uptake among members of the public, and circulation of anti-vaccination information.


RECOMMENDATIONS

- Encourage the public to get vaccinated and strengthen community health awareness to counteract anti-vaccination information in circulation.

APPROVED



INCIDENT MANAGER
12 DECEMBER 2021



SECRETARIAT

For enquiries, please contact
Namibia Public Health Emergency Operations Centre;

 PHEOC@mhss.gov.na

 0800 100 100

 0851 100 100