




NAMIBIA COVID-19 SITUATION REPORT NO. 635

Outbreak Name	COVID-19 outbreak	Country affected	Namibia
Date & Time	13 December 2021 17h00	Investigation start Date	13 March 2020
Prepared by	Surveillance Team		

HIGHLIGHTS/SITUATION UPDATE (13/12/2021)



- A total of **134 154** cases have been recorded to-date, representing **5%** of the total population (**2 550 226**).
- More female cases **71 419 (53%)** have been recorded.
- Of the total confirmed cases, **4 595 (3%)** are Health Workers, with **16** new confirmations today.
 - 3 838 (84%) State; 749 (16%) Private, 8 (0.2%) Non-Governmental Organizations.
 - 4 361 (95%) recoveries and 25 (0.5%) deaths.
- The recovery rate now stands at **94%**.
- Khomas and Erongo regions reported the highest number of cases with **45 013 (33%)** and **19 238 (14%)** respectively.
- Of the total fatalities, **3 279 (92%)** are COVID-19 deaths while **300 (8%)** are COVID-19 related deaths. The case fatality rate now stands at **2.7%**.

Table 1: Distribution of confirmed COVID-19 cases by region, 13 December 2021

Region	Total cases daily	New reported re-infections	Total No. of cases	Active cases	Recoveries	Cumulative Deaths	Cumulative deaths with co-morbidities	Non-COVID deaths	Health Workers
Erongo	123	17	19 238	608	18 214	411	341	5	441
Hardap	1	0	7 659	42	7 359	258	161	0	138
Kharas	60	13	8 108	149	7 807	152	130	0	250
Kavango East	22	1	5 576	31	5 334	209	122	2	253
Kavango West	0	0	649	2	628	19	16	0	42
Khomas	328	39	45 013	2 838	41 308	866	676	1	1 641
Kunene	5	0	3 800	41	3 635	124	89	0	107
Ohangwena	1	0	5 132	11	4 963	156	97	2	165
Omaheke	1	0	4 085	80	3 752	253	174	0	124
Omusati	9	0	5 839	24	5 583	232	140	0	186
Oshana	12	0	9 244	68	8 844	331	196	1	534
Oshikoto	4	0	6 812	46	6 589	175	140	2	321
Otjozondjupa	144	13	9 956	391	9 291	274	185	0	286
Zambezi	0	0	3 043	25	2 899	119	67	0	107
Total	710	83	134 154	4 356	126 206	3 579	2 534	13	4 595

EPIDEMIOLOGICAL SITUATION IN NAMIBIA

- Of the total confirmed cases, **80 251 (60%)** are in the 20-49 years age-brackets which constitutes the majority of the recorded cases.
- A total of **22 085 (17%)** of the confirmed cases are among the 5-19 years category.
- A total of **15 629 (12%)** of the confirmed cases are among the 50 - 59 years group.
- The under 5 years age group make up **2 986 (2%)** of the total cases whereas, **13 203 (10%)** are above 60 years of age.

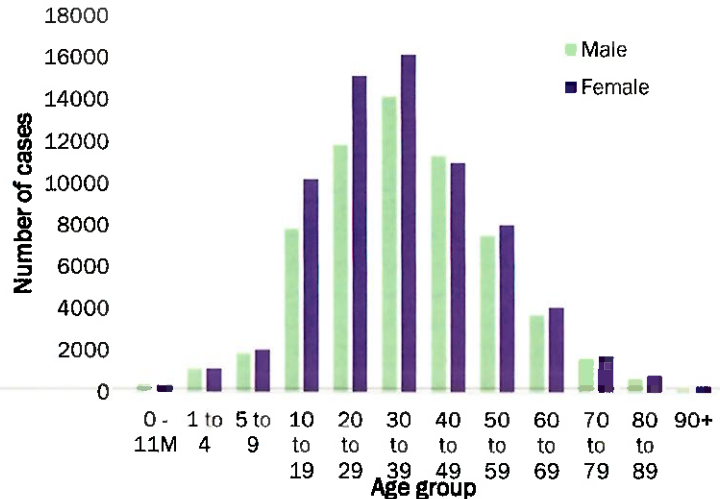


Figure 1: Age and Sex distribution of COVID-19 confirmed cases 13 December 2021

Table 2: The current distribution for hospitalization of confirmed cases by region, 13 December 2021

Region	Hospitalized confirmed cases		Vaccinated		Intensive Care Unit		Vaccinated	
	Current	Previous	1 st dose	2 nd dose	Current	Previous	1 st dose	2 nd dose
Erongo	17	12	0	3	1	1	0	0
Hardap	0	0	0	0	0	0	0	0
Karas	7	7	0	3	0	0	0	0
Kavango East	4	2	0	1	0	0	0	0
Kavango West	0	0	0	0	0	0	0	0
Khomas	54	45	0	1	9	6	0	0
Kunene	9	9	0	3	0	0	0	0
Ohangwena	0	1	0	0	0	0	0	0
Omaheke	6	0	0	0	0	0	0	0
Omusati	4	2	0	0	0	0	0	0
Oshana	5	5	0	0	0	0	0	0
Oshikoto	1	1	0	0	0	0	0	0
Otjozondjupa	5	5	0	0	0	0	0	0
Zambezi	4	10	0	0	0	0	0	0
Total	116	99	0	11	10	7	0	0

Table 3: COVID-19 specimen recorded at the Laboratories 13 December 2021

VARIABLES	TOTAL
Total samples received by the Laboratory	822 604
Total samples tested	807 373
Total samples re-tested	15 114
Total positive results	134 154
Total negative results	673 207
Total samples discarded	117
Invalid results	0
Total pending results	0
Indeterminant/Inconclusive	12
Suspected cases in 24 hours (excluding re-tests)	2 661

- The laboratory testing capacity has been enhanced; with a total of sixteen (16) laboratories carrying out the testing of samples: NIP, Path-Care, UNAM Molecular, Central Veterinary Laboratory, Namib Poultry, NAMDEB, NamPath, Namibia Central Pathology, DiagnoLab, High Care, Alpha Medical Laboratory, Des-Jo Medical Test Centre, ProQuest Diagnostic Laboratory, MAXI, Medlink Laboratory Services and Biotech Medical.
- To date, **822 487** tests (including **15 114** re-tests) have been conducted by authorized laboratories.
- Since the beginning of the outbreak, **149 859** contacts of confirmed cases have been identified, **493** new contacts were identified within the last 24 hours from 11 regions.
- Cumulatively, **146 660** contacts have completed their monitoring period, while **290** contacts are lost to follow-up and a total of **25 715 (20%)** contacts of confirmed cases have tested positive.
- Today, **510 (35%)** out of **1 476** active contacts were monitored

- The highest peak of **12 787 (10%)** cases was recorded during week 25 of 2021 (Figure 1).
- The country has started seeing an increase in the daily number of confirmed cases from 13 in epi-week 47 to 434 in epi-week 49.

- The National Call Center continues operations for 24 hours daily.
- Today (13/12/2021), **489** calls were answered.

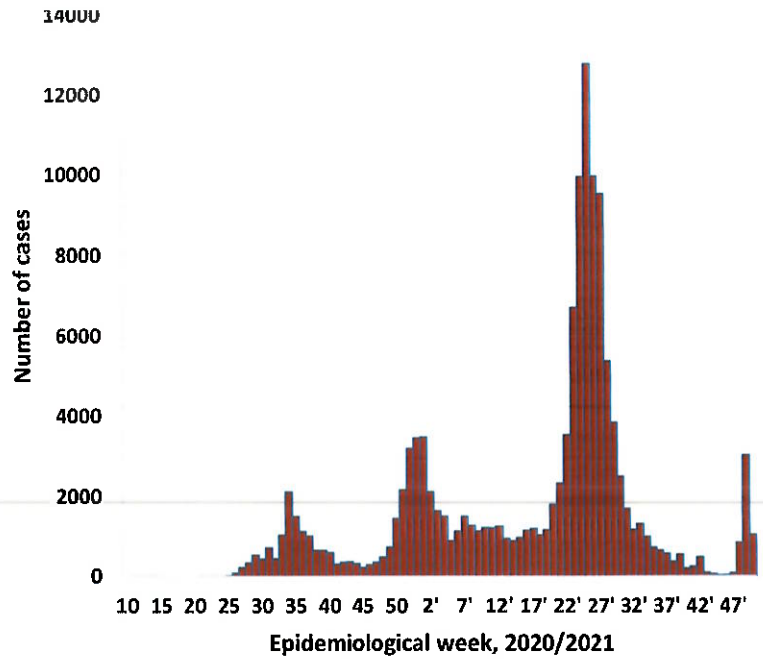


Figure 2: Epi-curve for confirmed COVID-19 cases, 13 December 2021

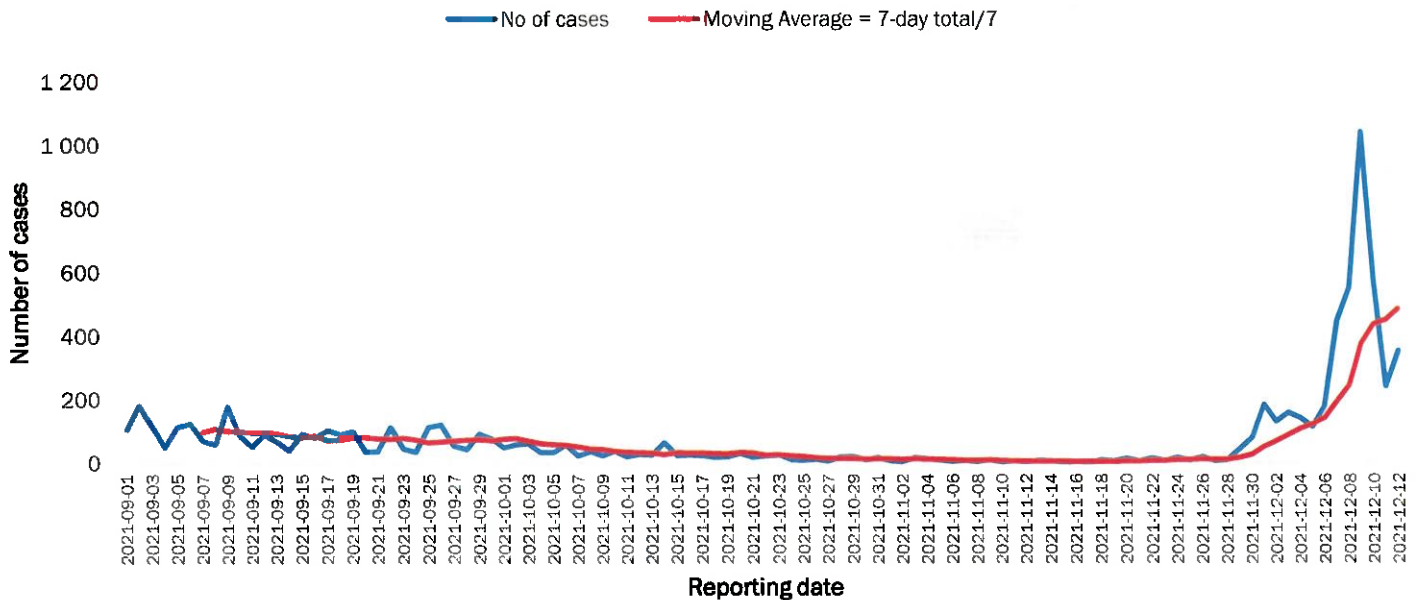


Figure 3: The 7 days moving average line chart for confirmed COVID-19 cases, 13 December 2021

Table 4: Number of people in quarantine 13 December 2021

Region	Newly quarantined 24 hours	Cumulative number	Number discharged	Number in quarantine now
Erongo	0	6 939	6 936	3
Hardap	0	3 255	3 252	3
Kavango (East and West)	0	1 673	1 673	0
Khomas	0	3 720	3 705	15
Kharas	0	10 000	9 949	51
Kunene	0	6 493	6 493	0
Ohangwena	0	880	880	0
Omaheke	113	17 957	17 765	192
Omusati	0	3 445	3 440	5
Oshana	0	400	400	0
Oshikoto	0	24 610	24 559	51
Otjozondjupa	0	1 932	1 880	52
Zambezi	45	2 077	2 032	45
Total	158	83 381	82 964	417

- Since March 2020, **83 381** people have been placed into quarantine around the country.
- A total of **417** people are currently in quarantine, with **158** new admissions.

Table 5: Summary of COVID-19 vaccine doses administered, 13 December 2021

Region	Cumulative no. of persons vaccinated with doses of Sinopharm, AstraZeneca, Sputnik V, Pfizer and Jassen & Johnson		Targeted Population	Vaccination Coverage (%)	Cumulative no. of Healthcare Workers vaccinated with doses of Sinopharm, AstraZeneca, Sputnik V, Pfizer and Jassen & Johnson	
	1 st doses	Fully vaccinated			1 st doses	Fully vaccinated
Erongo	38 043	33 310	121 682	27%	1 406	1 070
Hardap	23 293	19 880	56 741	35%	523	431
Kharas	19 861	16 323	55 489	29%	798	471
Kavango East	25 479	18 294	117 665	15%	1 187	942
Kavango West	18 749	15 779	29 228	53%	417	377
Khomas	92578	79 398	286 641	28%	3 968	2 926
Kunene	24 069	19 502	66 499	29%	648	505
Ohangwena	26 123	21 998	164 102	13%	811	635
Omaheke	18 038	13 640	51 765	26%	373	269
Omusati	25 471	21 990	139 451	16%	970	763
Oshana	21 118	18 588	126 374	15%	1 535	1 270
Oshikoto	20 700	18 268	124 395	15%	863	740
Otjozondjupa	29 414	25 610	97 903	26%	867	628
Zambezi	7 263	6 508	63 106	10%	633	590
Total	390 199	329 088	1 501 041	22%	14 999	11 617

Table 6: Summary of Sinopharm vaccine 3rd doses administered, 13 December 2021

Region	Cumulative no. of persons vaccinated
Erongo	127
Hardap	24
Kharas	60
Kavango East	29
Kavango West	8
Khomas	194
Kunene	9
Ohangwena	9
Omaheke	6
Omusati	23
Oshana	100
Oshikoto	69
Otjozondjupa	85
Zambezi	6
Total	749

PUBLIC HEALTH ACTION (S)

- The COVID-19 vaccination programme is ongoing throughout the country.
- Public Health measures continue to be enforced as the situation is closely monitored.
- The government and development partners continue to

CHALLENGES

- Slow vaccine uptake among members of the public, and circulation of anti-vaccination information.

RECOMMENDATIONS

- Encourage the public to get vaccinated and strengthen community health awareness to counteract anti-vaccination information in circulation.

APPROVED



INCIDENT MANAGER
13 DECEMBER 2021




SECRETARIAT

For enquiries, please contact
Namibia Public Health Emergency Operations Centre;

 PHEOC@mhss.gov.na

 0800 100 100

 0851 100 100