



## NAMIBIA COVID-19 SITUATION REPORT NO. 637

|                        |                           |                                 |               |
|------------------------|---------------------------|---------------------------------|---------------|
| <b>Outbreak Name</b>   | COVID-19 outbreak         | <b>Country affected</b>         | Namibia       |
| <b>Date &amp; Time</b> | 15 December 2021<br>17h00 | <b>Investigation start Date</b> | 13 March 2020 |
| <b>Prepared by</b>     | Surveillance Team         |                                 |               |

### HIGHLIGHTS/SITUATION UPDATE (15/12/2021)

|   |
|---|
| <b>CUMULATIVE</b>   |
| Tested 828 465  |
| Confirmed 135 951   |
| Active 6 070  |
| Recovered 126 288   |
| Vaccinated  |
| 1 <sup>st</sup> doses 391 891 2 <sup>nd</sup> doses 233 701 3 <sup>rd</sup> doses 1 027 |
| Deaths 3 580  |

|   |
|---|
| <b>TOTAL TODAY</b>  |
| Tested 3 804  |
| Confirmed 1 257   |
| Active 6 070  |
| Recovered 41  |
| Vaccinated  |
| 1 <sup>st</sup> doses 2 249 2 <sup>nd</sup> doses 469 3 <sup>rd</sup> doses 140 |
| Death(s) 0  |

- A total of **135 951** cases have been recorded to-date, representing **5%** of the total population (**2 550 226**).
- More female cases **72 428 (53%)** have been recorded.
- Of the total confirmed cases, **4 649 (3%)** are Health Workers, with **24** new confirmations today.
  - 3 877 (83%) State; 764 (16%) Private, 8 (0.2%) Non-Governmental Organizations.
  - 4 361 (94%) recoveries and 25 (0.5%) deaths.

- The recovery rate now stands at **92.9%**.
- Khomas and Erongo regions reported the highest number of cases with **45 791 (34%)** and **19 476 (14%)** respectively.
- Of the total fatalities, **3 279 (92%)** are COVID-19 deaths while **301 (8%)** are COVID-19 related deaths. The case fatality rate now stands at **2.6%**.

**Table 1: Distribution of confirmed COVID-19 cases by region, 15 December 2021**

| Region       | Total cases daily | New reported re-infections | Total No. of cases | Active cases | Recoveries     | Cumulative Deaths | Cumulative deaths with co-morbidities | Non-COVID deaths | Health Workers |
|--------------|-------------------|----------------------------|--------------------|--------------|----------------|-------------------|---------------------------------------|------------------|----------------|
| Erongo       | 226               | 23                         | 19 476             | 822          | 18 237         | 412               | 341                                   | 5                | 441            |
| Hardap       | 40                | 4                          | 7 728              | 104          | 7 366          | 258               | 161                                   | 0                | 141            |
| Kharas       | 76                | 14                         | 8 248              | 283          | 7 813          | 152               | 130                                   | 0                | 253            |
| Kavango East | 15                | 3                          | 5 591              | 31           | 5 349          | 209               | 122                                   | 2                | 255            |
| Kavango West | 0                 | 0                          | 649                | 2            | 628            | 19                | 16                                    | 0                | 42             |
| Khomas       | 495               | 48                         | 45 791             | 3 614        | 41 310         | 866               | 676                                   | 1                | 1 667          |
| Kunene       | 64                | 4                          | 3 888              | 129          | 3 635          | 124               | 89                                    | 0                | 113            |
| Ohangwena    | 4                 | 1                          | 5 163              | 34           | 4 971          | 156               | 97                                    | 2                | 165            |
| Omaheke      | 2                 | 0                          | 4 087              | 82           | 3 752          | 253               | 174                                   | 0                | 124            |
| Omusati      | 30                | 1                          | 5 870              | 55           | 5 583          | 232               | 140                                   | 0                | 188            |
| Oshana       | 18                | 2                          | 9 270              | 78           | 8 860          | 331               | 196                                   | 1                | 535            |
| Oshikoto     | 45                | 2                          | 6 860              | 92           | 6 591          | 175               | 140                                   | 2                | 321            |
| Otjozondjupa | 218               | 13                         | 10 263             | 698          | 9 291          | 274               | 185                                   | 0                | 297            |
| Zambezi      | 24                | 4                          | 3 067              | 46           | 2 902          | 119               | 67                                    | 0                | 107            |
| <b>Total</b> | <b>1 257</b>      | <b>119</b>                 | <b>135 951</b>     | <b>6 070</b> | <b>126 288</b> | <b>3 580</b>      | <b>2 534</b>                          | <b>13</b>        | <b>4 649</b>   |

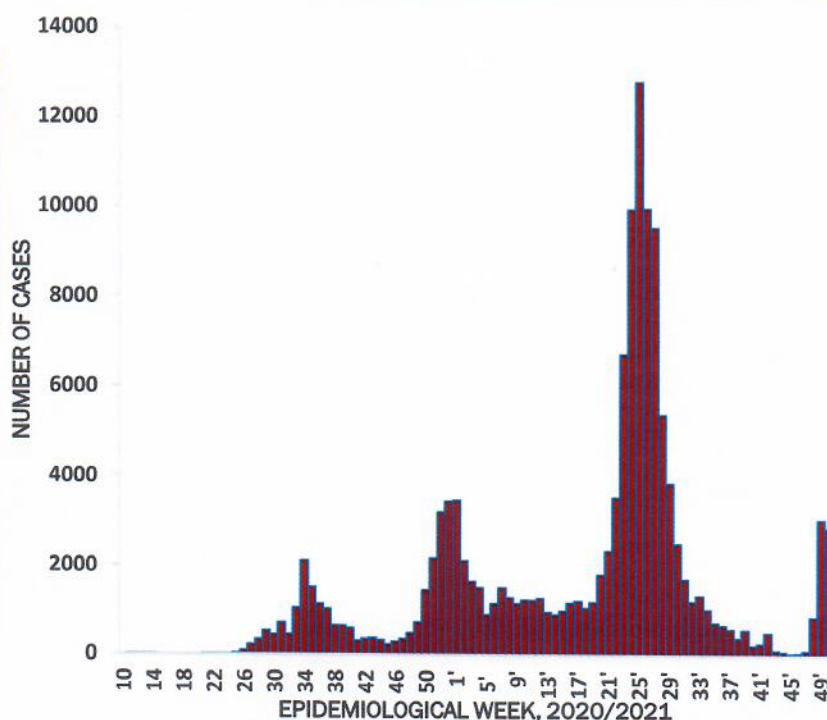
# EPIDEMIOLOGICAL SITUATION IN NAMIBIA

**Table 2: The current distribution for hospitalization of confirmed cases by region, 15 December 2021**

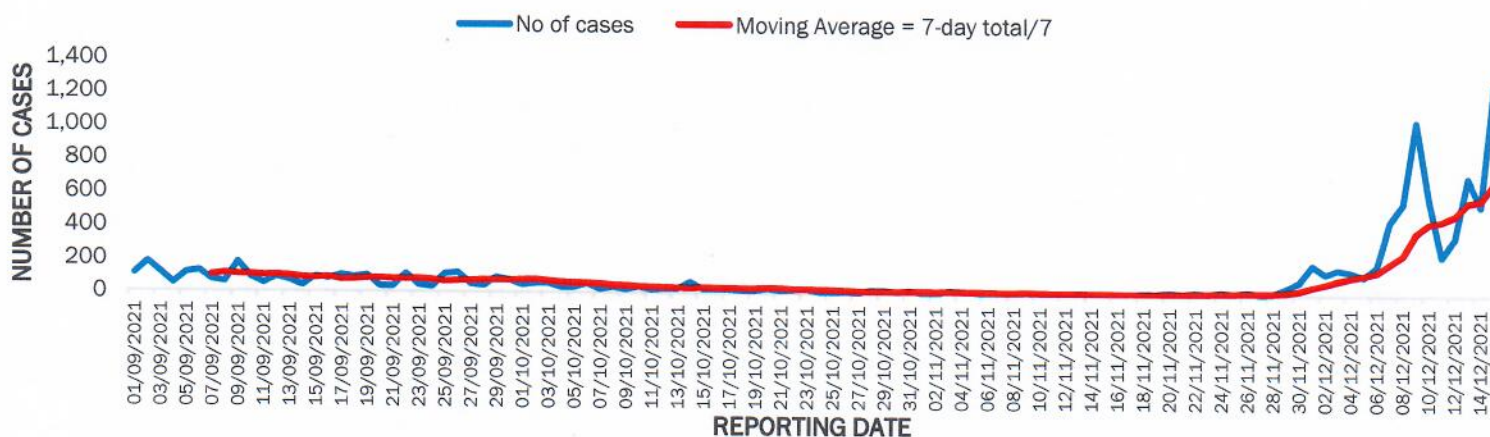
| Region       | Hospitalized confirmed cases |            | Vaccinated           |                      | Intensive Care Unit |           | Vaccinated           |                      |
|--------------|------------------------------|------------|----------------------|----------------------|---------------------|-----------|----------------------|----------------------|
|              | Current                      | Previous   | 1 <sup>st</sup> dose | 2 <sup>nd</sup> dose | Current             | Previous  | 1 <sup>st</sup> dose | 2 <sup>nd</sup> dose |
| Erongo       | 20                           | 29         | 0                    | 0                    | 0                   | 1         | 0                    | 0                    |
| Hardap       | 0                            | 0          | 0                    | 0                    | 0                   | 0         | 0                    | 0                    |
| Kharas       | 10                           | 6          | 1                    | 1                    | 0                   | 0         | 0                    | 0                    |
| Kavango East | 7                            | 5          | 0                    | 0                    | 0                   | 0         | 0                    | 0                    |
| Kavango West | 0                            | 0          | 0                    | 0                    | 0                   | 0         | 0                    | 0                    |
| Khomas       | 78                           | 69         | 1                    | 1                    | 13                  | 11        | 0                    | 0                    |
| Kunene       | 17                           | 11         | 0                    | 0                    | 0                   | 0         | 0                    | 0                    |
| Ohangwena    | 3                            | 1          | 0                    | 0                    | 0                   | 0         | 0                    | 0                    |
| Omaheke      | 0                            | 6          | 0                    | 0                    | 0                   | 0         | 0                    | 0                    |
| Omusati      | 10                           | 8          | 0                    | 0                    | 0                   | 0         | 0                    | 0                    |
| Oshana       | 3                            | 3          | 0                    | 0                    | 2                   | 1         | 0                    | 0                    |
| Oshikoto     | 1                            | 1          | 0                    | 0                    | 0                   | 0         | 0                    | 0                    |
| Otjozondjupa | 15                           | 8          | 0                    | 0                    | 0                   | 0         | 0                    | 0                    |
| Zambezi      | 11                           | 5          | 0                    | 0                    | 0                   | 0         | 0                    | 0                    |
| <b>Total</b> | <b>175</b>                   | <b>152</b> | <b>2</b>             | <b>2</b>             | <b>15</b>           | <b>13</b> | <b>0</b>             | <b>0</b>             |

- The highest peak of **12 787 (9%)** cases was recorded during week 25 of 2021 (Figure 1).
- The country has started seeing an increase in the daily number of confirmed cases from 13 in epi-week 47 to 434 in epi-week 49.

- The National Call Center continues operations for 24 hours daily.
- Today (15/12/2021), **508** calls were answered.



**Figure 1: Epi-curve for confirmed COVID-19 cases, 15 December 2021**



**Figure 2: The 7 days moving average line chart for confirmed COVID-19 cases, 15 December 2021**

**Table 3: COVID-19 specimen recorded at the Laboratories  
15 December 2021**

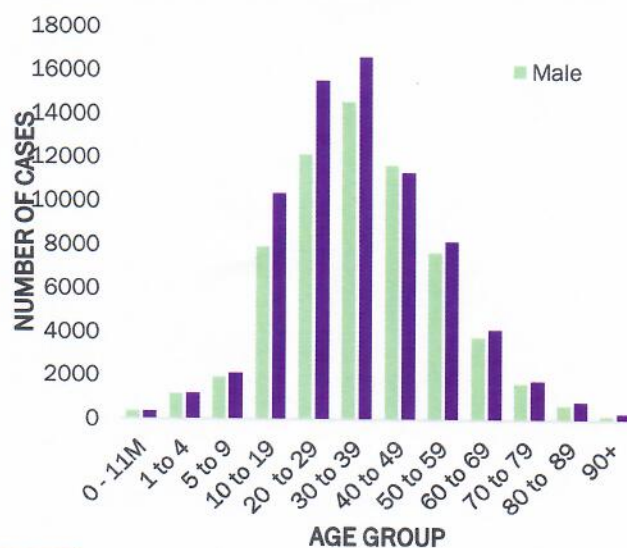
| VARIABLES  | TOTAL   |
|--|---------|
| Total samples received by the Laboratory         | 828 583 |
| Total samples tested                             | 813 127 |
| Total samples re-tested                          | 15 336  |
| Total positive results                           | 135 951 |
| Total negative results                           | 677 163 |
| Total samples discarded                          | 117     |
| Invalid results                                  | 0       |
| Total pending results                            | 0       |
| Indeterminant/Inconclusive                       | 13      |
| Suspected cases in 24 hours (excluding re-tests) | 3 655   |

- Of the total confirmed cases, **81 627 (60%)** are in the 20-49 years age-brackets which constitutes the majority of the recorded cases.
- A total of **22 223 (16%)** of the confirmed cases are among the 5-19 years category.
- A total of **15 797 (12%)** of the confirmed cases are among the 50 - 59 years group.
- The under 5 years age group make up **3 011 (2%)** of the total cases whereas, **13 293 (10%)** are above 60 years of age.

**Table 4: Number of people in quarantine 15 December 2021**

| Region                  | Newly quarantined 24 hours | Cumulative number | Number discharged | Number in quarantine now |
|-------------------------|----------------------------|-------------------|-------------------|--------------------------|
| Erongo                  | 0                          | 6 939             | 6 936             | 3                        |
| Hardap                  | 0                          | 3 255             | 3 252             | 3                        |
| Kavango (East and West) | 0                          | 1 673             | 1 673             | 0                        |
| Khomas                  | 0                          | 3 720             | 3 705             | 15                       |
| Kharas                  | 0                          | 10 000            | 9 949             | 51                       |
| Kunene                  | 0                          | 6 493             | 6 493             | 0                        |
| Dhangwena               | 0                          | 880               | 880               | 0                        |
| Omaheke                 | 82                         | 18 039            | 17 915            | 124                      |
| Omusati                 | 0                          | 3 445             | 3 440             | 5                        |
| Oshana                  | 0                          | 400               | 400               | 0                        |
| Oshikoto                | 176                        | 24 786            | 24 694            | 92                       |
| Otjozondjupa            | 0                          | 1 932             | 1 880             | 52                       |
| Zambezi                 | 0                          | 2 077             | 2 032             | 45                       |
| <b>Total</b>            | <b>258</b>                 | <b>83 639</b>     | <b>83 249</b>     | <b>390</b>               |

- The laboratory testing capacity has been enhanced; with a total of nineteen (19) laboratories carrying out the testing of samples: NIP, Path-Care, UNAM Molecular, Central Veterinary Laboratory, Namib Poultry, NAMDEB, NamPath, Namibia Central Pathology, DiagnoLab, High Care, Alpha Medical Laboratory, Des-Jo Medical Test Centre, ProQuest Diagnostic Laboratory, MAXI, Medlink Laboratory Services, Biotech Medical, Covisure, Star Care, Soweto Medical Center .
- To date, **828 465** tests (including **15 336** re-tests) have been conducted by authorized laboratories.
- Since the beginning of the outbreak, **151 097** contacts of confirmed cases have been identified, **876** new contacts were identified within the last 24 hours from 10 regions.
- Cumulatively, **147 365** contacts have completed their monitoring period, while **290** contacts are lost to follow-up and a total of **25 818 (19%)** contacts of confirmed cases have tested positive.
- Today, **857 (43%)** out of **1 975** active contacts were monitored.



**Figure 3: Age and Sex distribution of COVID-19 confirmed cases, 15 December 2021**

- Since March 2020, **83 639** people have been placed into quarantine around the country.
- A total of **390** people are currently in quarantine, with **258** new admissions.

**Table 5: Summary of COVID-19 vaccine doses administered, 15 December 2021**

| Region       | Cumulative no. of persons vaccinated with doses of Sinopharm, AstraZeneca, Sputnik V, Pfizer and Jassen & Johnson |                  | Targeted Population | Vaccination Coverage (%) | Cumulative no. of Healthcare Workers vaccinated with doses of Sinopharm, AstraZeneca, Sputnik V, Pfizer and Jassen & Johnson |                  |
|--------------|---|------------------|---------------------|--------------------------|--|------------------|
|              | 1 <sup>st</sup> doses   | Fully vaccinated |                     |                          | 1 <sup>st</sup> doses  | Fully vaccinated |
| Erongo       | 38 340  | 33 621           | 121 682             | 28%                      | 1 406  | 1 070            |
| Hardap       | 23 664  | 20 266           | 56 741              | 36%                      | 524  | 431              |
| Kharas       | 20 049  | 16 510           | 55 489              | 30%                      | 799  | 471              |
| Kavango East | 26 120  | 18 760           | 117 665             | 16%                      | 1 204  | 952              |
| Kavango West | 19 185  | 15 963           | 29 228              | 55%                      | 417  | 377              |
| Khomas       | 92 578  | 79 398           | 286 641             | 28%                      | 3 968  | 2 926            |
| Kunene       | 24 191  | 19 639           | 66 499              | 30%                      | 649  | 505              |
| Ohangwena    | 26 561  | 22 375           | 164 102             | 14%                      | 814  | 638              |
| Omaheke      | 18 341  | 13 922           | 51 765              | 27%                      | 373  | 269              |
| Omusati      | 25 744  | 22 243           | 139 451             | 16%                      | 975  | 767              |
| Oshana       | 21 316  | 18 749           | 126 374             | 15%                      | 1 544  | 1 274            |
| Oshikoto     | 21 042  | 18 642           | 124 395             | 15%                      | 863  | 740              |
| Otjozondjupa | 29 680  | 25 892           | 97 903              | 26%                      | 870  | 628              |
| Zambezi      | 7 329   | 6 579            | 63 106              | 10%                      | 633  | 590              |
| <b>Total</b> | <b>394 140</b>  | <b>332 559</b>   | <b>1 501 041</b>    | <b>22%</b>               | <b>15 039</b>  | <b>11 638</b>    |

**Table 6: Summary of Sinopharm vaccine 3<sup>rd</sup> doses administered, 15 December 2021**

| Region       | Cumulative no. of persons vaccinated |
|--------------|--------------------------------------|
| Erongo       | 181                                  |
| Hardap       | 39                                   |
| Kharas       | 80                                   |
| Kavango East | 67                                   |
| Kavango West | 21                                   |
| Khomas       | 194                                  |
| Kunene       | 15                                   |
| Ohangwena    | 32                                   |
| Omaheke      | 10                                   |
| Omusati      | 42                                   |
| Oshana       | 123                                  |
| Oshikoto     | 104                                  |
| Otjozondjupa | 112                                  |
| Zambezi      | 7                                    |
| <b>Total</b> | <b>1 027</b>                         |

**PUBLIC HEALTH ACTION (S)**

- The COVID-19 vaccination programme is ongoing throughout the country.
- Public Health measures continue to be enforced as the situation is closely monitored.
- The government and development partners continue to prioritize the continuation of essential health services.

**CHALLENGES**

- Slow vaccine uptake among members of the public, and circulation of anti-vaccination information.


**RECOMMENDATIONS**

- Encourage the public to get vaccinated and strengthen community health awareness to counteract anti-vaccination information in circulation.



APPROVED



INCIDENT MANAGER  
15 DECEMBER 2021



SECRETARIAT

For enquiries, please contact  
**Namibia Public Health Emergency Operations Centre;**  
 [PHEOC@mhss.gov.na](mailto:PHEOC@mhss.gov.na)  
 0800 100 100