



## NAMIBIA COVID-19 SITUATION REPORT NO. 642

Outbreak Name	COVID-19 outbreak	Country affected	Namibia
Date & Time	20 December 2021 17h00	Investigation start Date	13 March 2020
Prepared by	Surveillance Team		

### HIGHLIGHTS/SITUATION UPDATE (20/12/2021)

CUMULATIVE			TOTAL TODAY		
Tested 848 239			Tested 2 224		
Confirmed 141 045			Confirmed 596		
Active 9 567			Active 9 567		
Recovered 127 872			Recovered 207		
Vaccinated			Vaccinated		
1 <sup>st</sup> doses 399 935	2 <sup>nd</sup> doses 235 698	3 <sup>rd</sup> doses 2 866	1 <sup>st</sup> doses 299	2 <sup>nd</sup> doses 246	3 <sup>rd</sup> doses 665
Deaths 3 593			Death(s) 4		

- A total of **141 045** cases have been recorded to-date, representing **6%** of the total population (**2 550 226**).
- More female cases **75 043 (53%)** have been recorded.
- Of the total confirmed cases, **4 803 (3%)** are Health Workers, with **25** new confirmations today.
  - 4 014 (84%) State; 781 (16%) Private, 8 (0.2%) Non-Governmental Organizations.
  - 4 579 (95%) recoveries and 25 (0.5%) deaths.
- The recovery rate now stands at **90.7%**.
- Khomas and Erongo regions reported the highest number of cases with **47 692 (34%)** and **20 505 (14%)** respectively.
- Of the total fatalities, **3 286 (92%)** are COVID-19 deaths while **307 (8%)** are COVID-19 related deaths. The case fatality rate now stands at **2.5%**.

**Table 1: Distribution of confirmed COVID-19 cases by region, 20 December 2021**

Region	Total cases daily	New reported re-infections	Total No. of cases	Active cases	Recoveries	Cumulative Deaths	Cumulative deaths with co-morbidities	Non-COVID deaths	Health Workers
Erongo	24	1	20 529	1 874	18 237	413	342	5	475
Hardap	0	0	7 870	237	7 374	259	161	0	145
ǀKaras	80	7	8 607	601	7 854	152	130	0	266
ǀCavango East	0	0	5 675	114	5 350	209	122	2	255
ǀCavango West	0	0	651	4	628	19	16	0	43
ǀKaras	205	10	47 692	4 539	42 281	871	680	1	1 704
ǀunene	83	2	4 144	326	3 691	127	91	0	128
ǀhangwena	31	0	5 249	105	4 986	156	97	2	171
ǀmaheke	30	3	4 345	153	3 937	255	175	0	133
ǀmusati	34	2	5 997	134	5 630	233	141	0	195
ǀshana	23	2	9 439	208	8 899	331	196	1	547
ǀshikoto	40	1	7 023	236	6 610	175	140	2	329
ǀtjozondjupa	41	3	10 741	995	9 472	274	185	0	305
ǀambezi	5	0	3 083	41	2 923	119	67	0	107
<b>Total</b>	<b>596</b>	<b>31</b>	<b>141 045</b>	<b>9 567</b>	<b>127 872</b>	<b>3 593</b>	<b>2 543</b>	<b>13</b>	<b>4 803</b>

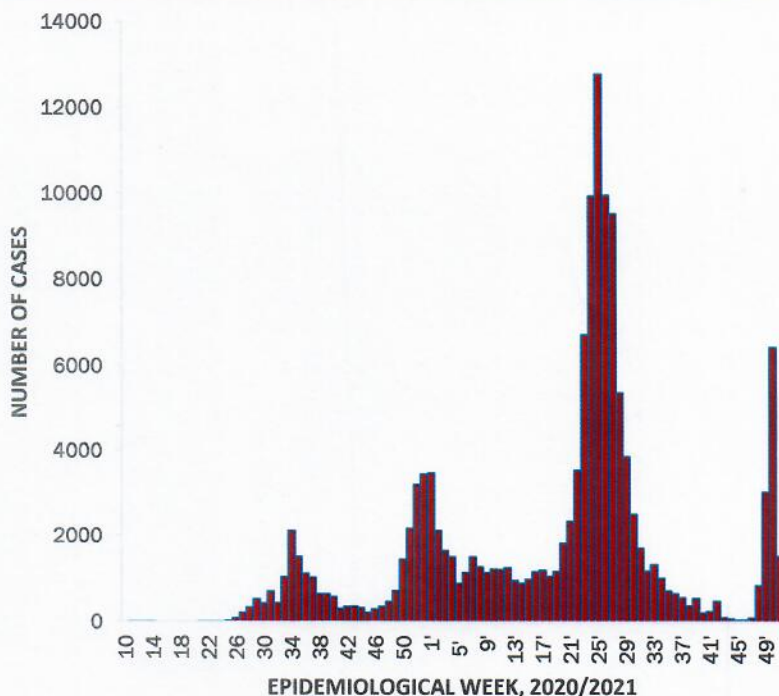
# EPIDEMIOLOGICAL SITUATION IN NAMIBIA

**Table 2: The current distribution for hospitalization of confirmed cases by region, 20 December 2021**

Region	Hospitalized confirmed cases		Vaccinated		Intensive Care Unit		Vaccinated	
	Current	Previous	1 <sup>st</sup> dose	2 <sup>nd</sup> dose	Current	Previous	1 <sup>st</sup> dose	2 <sup>nd</sup> dose
Erongo	19	21	1	1	0	0	0	0
Hardap	2	2	0	0	0	0	0	0
Kharas	14	9	0	2	0	0	0	0
Kavango East	9	8	0	0	0	0	0	0
Kavango West	0	5	0	0	0	0	0	0
Khomas	92	90	6	5	15	14	0	0
Kunene	36	37	0	12	0	0	0	0
Ohangwena	4	4	0	1	0	0	0	0
Omaheke	0	0	0	0	0	0	0	0
Omusati	21	17	0	0	0	0	0	0
Oshana	30	26	1	1	0	0	0	0
Oshikoto	1	3	1	1	1	2	0	0
Otjozondjupa	14	21	0	0	0	0	0	0
Zambezi	10	13	0	0	0	0	0	0
<b>Total</b>	<b>252</b>	<b>256</b>	<b>9</b>	<b>23</b>	<b>16</b>	<b>16</b>	<b>0</b>	<b>0</b>

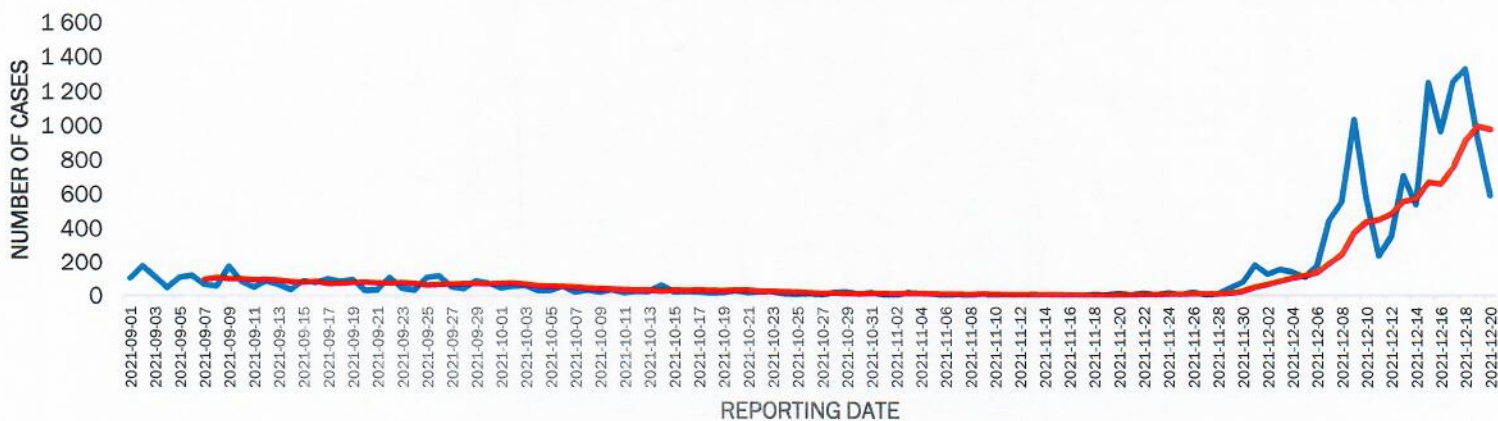
- The highest peak of **12 787 (9%)** cases was recorded during week 25 of 2021 (Figure 1).
- The country has started seeing an increase in the daily number of confirmed cases from 13 in epi-week 47 to 918 in epi-week 49.

- The National Call Center continues operations for 24 hours daily.
- Today (20/12/2021), **512** calls were answered.



**Figure 1: Epi-curve for confirmed COVID-19 cases, 20 December 2021**

— No of cases      — Moving Average = 7-day total/7



**Figure 2: The 7 days moving average line chart for confirmed COVID-19 cases, 20 December 2021**

**Table 3: COVID-19 specimen recorded at the Laboratories 20 December 2021**

VARIABLES	TOTAL
Total samples received by the Laboratory	847 296
Total samples tested	831 186
Total samples re-tested	15 993
Total positive results	141 045
Total negative results	690 126
Total samples discarded	117
Invalid results	0
Total pending results	0
Indeterminant/Inconclusive	15
Suspected cases in 24 hours (excluding re-tests)	2 553

➤ The laboratory testing capacity has been enhanced; with a total of nineteen (19) laboratories carrying out the testing of samples: NIP, Path-Care, UNAM Molecular, Central Veterinary Laboratory, Namib Poultry, NAMDEB, NamPath, Namibia Central Pathology, DiagnoLab, High Care, Alpha Medical Laboratory, Des-Jo Medical Test Centre, ProQuest Diagnostic Laboratory, MAXI, Medlink Laboratory Services, Biotech Medical, Covisure, Star Care, Soweto Medical Center .

➤ To date, **848 239** tests (including **15 993** re-tests) have been conducted by authorized laboratories.

➤ Since the beginning of the outbreak, **153 636** contacts of confirmed cases have been identified, **774** new contacts were identified within the last 24 hours from **11** regions.

➤ Cumulatively, **149 108** contacts have completed their monitoring period, while **290** contacts are lost to follow-up and a total of **26 187 (19%)** contacts of confirmed cases have tested positive.

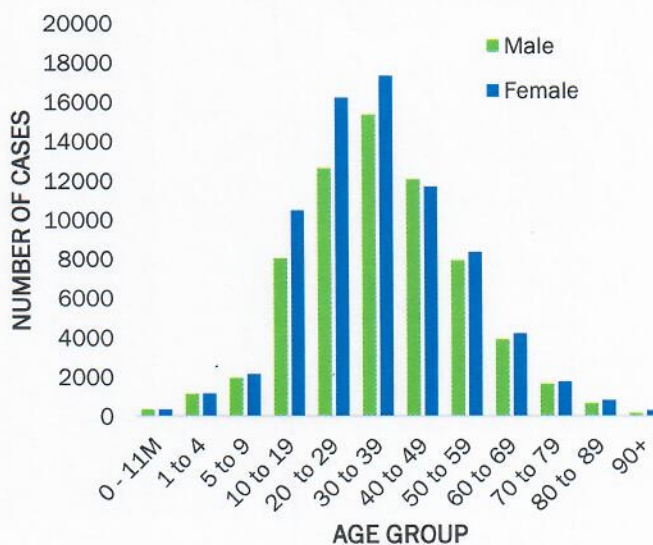
➤ Today, **1 031 (35%)** out of **2 852** active contacts were monitored.

➤ Of the total confirmed cases, **85 384 (61%)** are in the 20-49 years age-brackets which constitutes the majority of the recorded cases.

➤ A total of **22 674 (16%)** of the confirmed cases are among the 5-19 years category.

➤ A total of **16 278 (12%)** of the confirmed cases are among the 50 - 59 years group.

➤ The under 5 years age group make up **3 078 (2%)** of the total cases whereas, **13 631 (10%)** are above 60 years of age.



**Figure 3: Age and Sex distribution of COVID-19 confirmed cases, 20 December 2021**

**Table 4: Number of people in quarantine 20 December 2021**

Region	Newly quarantined 24 hours	Cumulative number	Number discharged	Number in quarantine now
Erongo	0	6 939	6 936	3
Hardap	0	3 255	3 252	3
Kavango (East and West)	0	1 673	1 673	0
Khomas	0	3 733	3 705	28
Kharas	0	10 000	9 949	51
Kunene	0	6 493	6 493	0
Ohangwena	0	894	880	14
Omaheke	0	18 148	17 915	233
Omusati	26	3 538	3 446	92
Oshana	0	400	400	0
Oshikoto	153	25 087	24 900	187
Otjozondjupa	0	1 932	1 880	52
Zambezi	0	2 077	2 032	45
<b>Total</b>	<b>179</b>	<b>84 169</b>	<b>83 461</b>	<b>708</b>

➤ Since March 2020, **84 169** people have been placed into quarantine around the country.

➤ A total of **708** people are currently in quarantine, with **179** new admissions.

**Table 5: Summary of COVID-19 vaccine doses administered, 20 December 2021**

Region	Cumulative no. of persons vaccinated with doses of Sinopharm, AstraZeneca, Sputnik V, Pfizer and Jassen & Johnson		Targeted Population	Vaccination Coverage (%)	Cumulative no. of Healthcare Workers vaccinated with doses of Sinopharm, AstraZeneca, Sputnik V, Pfizer and Jassen & Johnson	
	1 <sup>st</sup> doses	Fully vaccinated			1 <sup>st</sup> doses	Fully vaccinated
Erongo	38 594	33 876	121 682	28%	1 408	1 071
Hardap	24 167	20 669	56 741	36%	524	431
Kharas	20 357	16 802	55 489	30%	803	474
Kavango East	27 572	19 937	117 665	17%	1 208	954
Kavango West	19 812	16 418	29 228	56%	417	377
Khomas	93 860	80 619	286 641	28%	3 978	2 937
Kunene	24 210	19 658	66 499	30%	649	505
Ohangwena	26 818	22 662	164 102	14%	819	642
Omaheke	18 481	14 065	51 765	27%	373	269
Omusati	25 911	22 441	139 451	16%	976	768
Oshana	21 508	18 911	126 374	15%	1 561	1 280
Oshikoto	21 286	18 889	124 395	15%	863	740
Otjozondjupa	29 949	26 183	97 903	27%	870	630
Zambezi	7 410	6 655	63 106	11%	633	590
<b>Total</b>	<b>399 935</b>	<b>337 785</b>	<b>1 501 041</b>	<b>23%</b>	<b>15 082</b>	<b>11 668</b>

**Table 6: Summary of COVID-19 vaccine 3<sup>rd</sup> doses administered, 20 December 2021**

Region	Cumulative no. of persons vaccinated		
	Sinopharm	AstraZeneca	Pfizer
Erongo	264	46	166
Hardap	93	0	35
Kharas	113	19	5
Kavango East	81	0	2
Kavango West	27	0	1
Khomas	504	158	544
Kunene	15	0	0
Ohangwena	38	0	0
Omaheke	13	0	0
Omusati	80	14	19
Oshana	176	26	30
Oshikoto	144	10	10
Otjozondjupa	129	34	47
Zambezi	19	2	2
<b>Total</b>	<b>1 696</b>	<b>309</b>	<b>861</b>

**PUBLIC HEALTH ACTION (S)**

- The COVID-19 vaccination programme is ongoing throughout the country.
- Public Health measures continue to be enforced as the situation is closely monitored.
- The government and development partners continue to prioritize the continuation of essential health services.

**CHALLENGES**

- Slow vaccine uptake among members of the public, and circulation of anti-vaccination information.


**RECOMMENDATIONS**

- Encourage the public to get vaccinated and strengthen community health awareness to counteract anti-vaccination information in circulation.

APPROVED



INCIDENT MANAGER  
20 DECEMBER 2021




SECRETARIAT

For enquiries, please contact

**Namibia Public Health Emergency Operations Centre;**

 [PHEOC@mhss.gov.na](mailto:PHEOC@mhss.gov.na)

 0800 100 100

 0851 100 100