



NAMIBIA COVID-19 SITUATION REPORT NO. 647

Outbreak Name	COVID-19 outbreak	Country affected	Namibia
Date & Time	25 December 2021 17h00	Investigation start Date	13 March 2020
Prepared by	Surveillance Team		

HIGHLIGHTS/SITUATION UPDATE (25/12/2021)

CUMULATIVE	
Tested	862 436
Confirmed	146 097
Active	12 806
Recovered	129 667
Vaccinated	
1 st doses	403 430
2 nd doses	237 263
3 rd doses	4 435
Deaths	3 611

TOTAL TODAY	
Tested	1 650
Confirmed	460
Active	12 806
Recovered	162
Vaccinated	
1 st doses	4
2 nd doses	8
3 rd doses	18
Death(s)	1

- A daily increase of confirmed cases continue to be observed with concern and among them, majority are still not vaccinated . In the same vein we continue to observe increased hospitalized cases including those in ICU.
- A total of **146 097** cases have been recorded to-date, representing **6%** of the total population (**2 550 226**).
- More female cases **77 587 (53%)** have been recorded.
- Of the total confirmed cases, **4 987 (3%)** are Health Workers, with **8** new confirmations today.
 - 4 187 (84%) State; 792 (16%) Private, 8 (0.2%) Non-Governmental Organizations.
 - 4 579 (93%) recoveries and 25 (0.5%) deaths.
- The recovery rate now stands at **89%**.
- Khomas and Erongo regions reported the highest number of cases with **49 039 (34%)** and **21 296 (15%)** respectively.
- Of the total fatalities, **3 299 (91%)** are COVID-19 deaths while **312 (9%)** are COVID-19 related deaths.
- The case fatality rate now stands at **2.5%**.

Table 1: Distribution of confirmed COVID-19 cases by region, 25 December 2021

Region	Total cases daily	New reported re-infections	Total No. of cases	Active cases	Recoveries	Cumulative Deaths	Cumulative deaths with co-morbidities	Non-COVID deaths	Health Workers
Erongo	86	8	21 296	2 641	18 237	413	342	5	484
Hardap	0	0	8 080	381	7 438	261	163	0	151
Kharas	99	1	8 994	950	7 891	153	131	0	270
Kavango East	0	0	5 772	211	5 350	209	122	2	255
Kavango West	6	0	671	24	628	19	16	0	43
Khomas	81	12	49 039	5 118	43 046	874	681	1	1 748
Kunene	21	0	4 516	597	3 791	128	92	0	144
Ohangwena	0	3	5 433	261	5 011	159	97	2	192
Omaheke	98	7	4 550	356	3 937	257	177	0	137
Omusati	28	1	6 280	282	5 764	234	141	0	218
Oshana	21	1	9 790	399	9 059	331	196	1	568
Oshikoto	5	0	7 278	441	6 657	178	142	2	346
Otjozondjupa	15	3	11 201	1 023	9 902	276	187	0	321
Zambezi	0	0	3 197	122	2 956	119	67	0	110
Total	460	33	146 097	12 806	129 667	3 611	2 554	13	4 987

EPIDEMIOLOGICAL SITUATION IN NAMIBIA

Table 2: The current distribution for hospitalization of confirmed cases by region, 25 December 2021

Region	Hospitalized confirmed cases		Vaccinated		Intensive Care Unit		Vaccinated	
	Current	Previous	1 st dose	2 nd dose	Current	Previous	1 st dose	2 nd dose
Erongo	29	29	0	3	0	0	0	0
Hardap	10	7	0	1	0	0	0	0
Kharas	8	8	1	2	0	0	0	0
Kavango East	14	13	0	2	0	0	0	0
Kavango West	0	0	0	1	0	0	0	0
Khomas	118	119	3	14	25	24	0	2
Kunene	41	44	0	10	0	0	0	0
Ohangwena	15	15	0	4	0	0	0	0
Omaheke	10	10	0	0	0	0	0	0
Omusati	27	27	0	0	0	0	0	0
Oshana	31	31	5	3	0	0	0	0
Oshikoto	6	6	1	1	3	3	0	0
Otjozondjupa	8	8	0	1	0	0	0	0
Zambezi	12	12	0	0	0	0	0	0
Total	329	329	10	41	28	27	0	2

- The highest peak of **12 787 (9%)** cases was recorded during week 25 of 2021 (Figure 1).
- The country has started seeing an increase in the daily number of confirmed cases from 13 in epi-week 47 to 918 in epi-week 49.

- The National Call Center continues operations for 24 hours daily.
- Today (25/12/2021), **435** calls were answered.

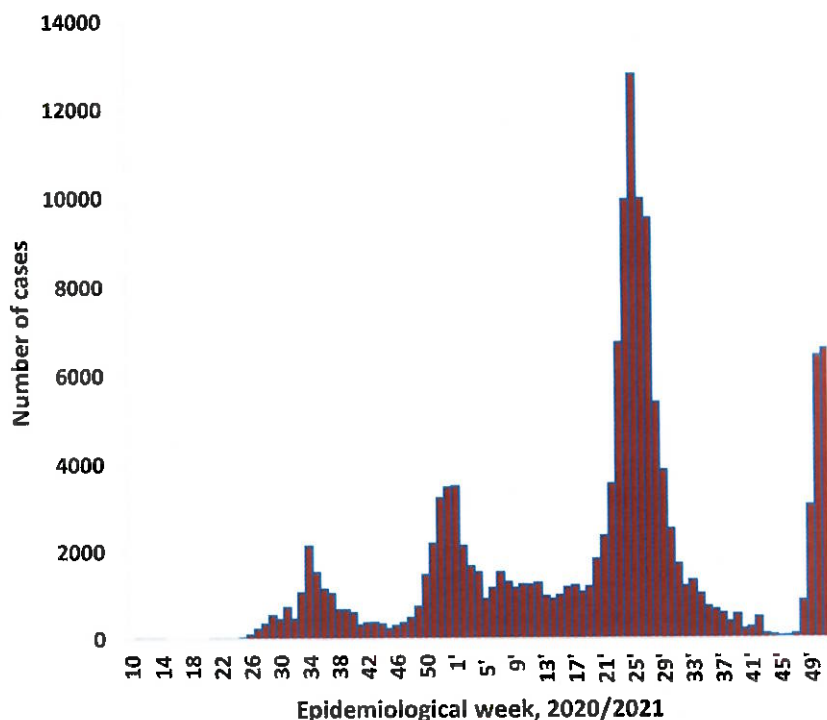


Figure 1: Epi-curve for confirmed COVID-19 cases, 25 December 2021

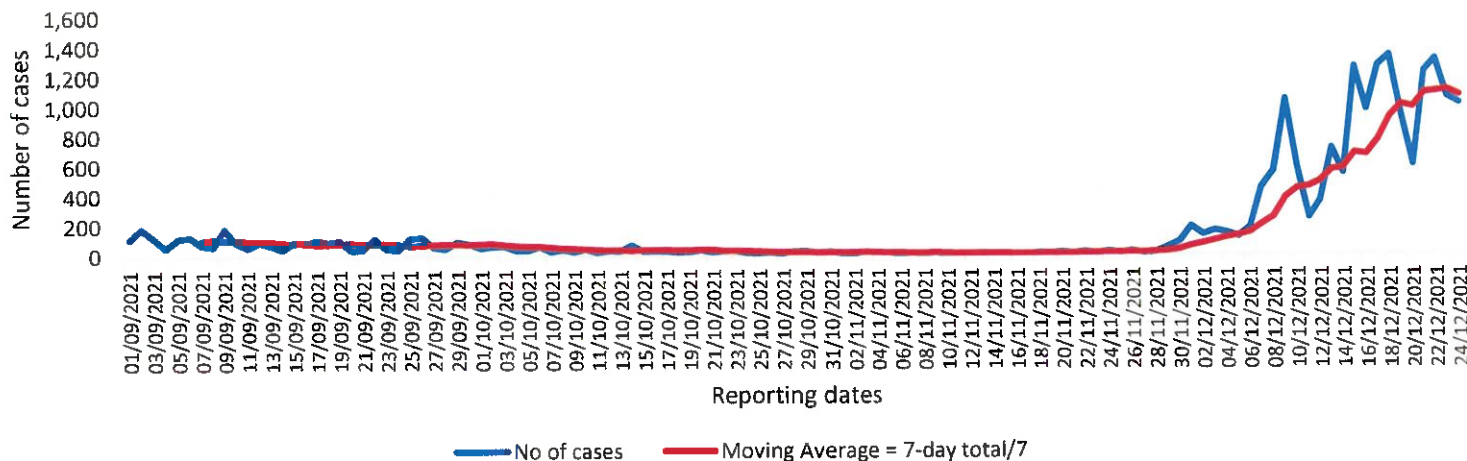


Figure 2: The 7 days moving average line chart for confirmed COVID-19 cases, 25 December 2021

**Table 3: COVID-19 specimen recorded at the Laboratories
25 December 2021**

VARIABLES	TOTAL
Total samples received by the Laboratory	861 519
Total samples tested	844 280
Total samples re-tested	16 658
Total positive results	146 097
Total negative results	698 619
Total samples discarded	117
Invalid results	0
Total pending results	0
Indeterminant/Inconclusive	28
Suspected cases in 24 hours (excluding re-tests)	1 582

- The laboratory testing capacity has been enhanced; with a total of twenty (20) laboratories carrying out the testing of samples: NIP, Path-Care, UNAM Molecular, Central Veterinary Laboratory, Namib Poultry, NAMDEB, NamPath, Namibia Central Pathology, DiagnoLab, High Care, Alpha Medical Laboratory, Des-Jo Medical Test Centre, ProQuest Diagnostic Laboratory, MAXI, Medlink Laboratory Services, Biotech Medical, Covisure, Star Care, Soweto Medical Center & Oshana Med Laboratory .
- To date, **862 436** tests (including **16 658** re-tests) have been conducted by authorized laboratories.
- Since the beginning of the outbreak, **155 930** contacts of confirmed cases have been identified, **96** new contacts were identified within the last 24 hours from 4 regions.
- Cumulatively, **151 254** contacts have completed their monitoring period, while **290** contacts are lost to follow-up and a total of **26 601 (19%)** contacts of confirmed cases have tested positive.
- Today, **63 (2%)** out of **3 003** active contacts were monitored.

- Of the total confirmed cases, **88 889 (61%)** are in the 20-49 years age-brackets which constitutes the majority of the recorded cases.
- A total of **23 112 (16%)** of the confirmed cases are among the 5-19 years category.
- A total of **16 823 (12%)** of the confirmed cases are among the 50 - 59 years group.
- The under 5 years age group make up **3 167 (2%)** of the total cases whereas, **14 106 (10%)** are above 60 years of age.

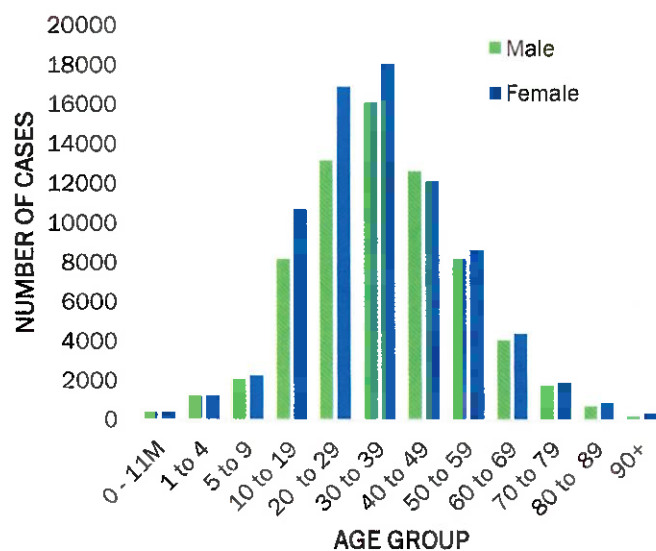


Figure 3: Age and Sex distribution of COVID-19 confirmed cases, 25 December 2021

Table 4: Number of people in quarantine 25 December 2021

Region	Newly quarantined 24 hours	Cumulative number	Number discharged	Number in quarantine now
Erongo	0	6 949	6 936	13
Hardap	0	3 263	3 252	11
Kavango (East and West)	0	1 673	1 673	0
Khomas	0	3 733	3 705	28
Kharas	0	10 000	9 970	30
Kunene	0	6 493	6 493	0
Ohangwena	0	9 11	880	31
Omaheke	0	18 148	17 915	233
Omusati	0	3 720	3 486	234
Oshana	0	400	400	0
Oshikoto	0	25 412	25 240	172
Otjozondjupa	0	1 932	1 886	46
Zambezi	0	2 077	2 039	38
Total	0	84 711	83 875	836

- Since March 2020, **84 711** people have been placed into quarantine around the country.
- A total of **836** people are currently in quarantine, with no new admissions.

Table 5: Summary of COVID-19 vaccine doses administered, 25 December 2021

Region	Cumulative no. of persons vaccinated with doses of Sinopharm, AstraZeneca, Sputnik V, Pfizer and Jassen & Johnson		Targeted Population	Vaccination Coverage (%)	Cumulative no. of Healthcare Workers vaccinated with doses of Sinopharm, AstraZeneca, Sputnik V, Pfizer and Jassen & Johnson	
	1 st doses	Fully vaccinated			1 st doses	Fully vaccinated
Erongo	38 833	34 122	121 682	28%	1 408	1 071
Hardap	24 474	20 963	56 741	37%	524	431
Kharas	20 416	16 877	55 489	30%	803	474
Kavango East	28 925	21 393	117 665	18%	1 208	954
Kavango West	20 172	16 730	29 228	57%	417	377
Khomas	94 035	80 836	286 641	28%	3 978	2 937
Kunene	24 385	19 886	66 499	30%	649	505
Ohangwena	26 925	22 807	164 102	14%	819	642
Omaheke	18 663	14 234	51 765	27%	374	270
Omusati	26 100	22 722	139 451	16%	979	771
Oshana	21 616	19 032	126 374	15%	1 565	1 284
Oshikoto	21 363	18 981	124 395	15%	863	740
Otjozondjupa	30 068	26 321	97 903	27%	870	630
Zambezi	7 455	6 703	63 106	11%	633	590
Total	403 430	341 607	1 501 041	23%	15 090	11 676

Table 6: Summary of COVID-19 vaccine 3rd doses administered, 25 December 2021

Region	Cumulative no. of persons vaccinated		
	Sinopharm	AstraZeneca	Pfizer
Erongo	346	74	538
Hardap	149	0	115
Kharas	127	19	11
Kavango East	104	0	37
Kavango West	51	0	15
Khomas	560	210	787
Kunene	46	9	0
Ohangwena	44	1	1
Omaheke	19	0	4
Omusati	137	20	61
Oshana	256	54	76
Oshikoto	172	19	13
Otjozondjupa	180	43	109
Zambezi	22	2	4
Total	2 213	451	1 771

PUBLIC HEALTH ACTION (S)

- The COVID-19 vaccination programme is ongoing throughout the country.
- Public Health measures continue to be enforced as the situation is closely monitored.
- The government and development partners continue to prioritize the continuation of essential health services.

CHALLENGES

- Slow vaccine uptake among members of the public, and circulation of anti-vaccination information.




RECOMMENDATIONS

- Encourage the public to get vaccinated and strengthen community health awareness to counteract anti-vaccination information in circulation.

APPROVED

PP. amunyetha
 INCIDENT MANAGER
 25 DECEMBER 2021

M. Seeli
 SECRETARIAT

For enquiries, please contact
Namibia Public Health Emergency Operations Centre;
 PHEOC@mhss.gov.na
 0800 100 100
 0851 100 100