



NAMIBIA COVID-19 SITUATION REPORT NO. 717

Outbreak Name	COVID-19 outbreak	Country affected	Namibia
Date & Time	06.03 2022 17h00	Investigation start Date	13 March 2020
Prepared by	Surveillance Team		

HIGHLIGHTS/SITUATION UPDATE (06/03/2022)

CUMULATIVE

Tested 962 459

Confirmed 157 350

Active 256

Recovered 153 069

Vaccinated

1st doses 445 356 2nd doses 252 829 3rd doses 28 613

Deaths 4 014

TOTAL TODAY

Tested 778

Confirmed 12

Active 256

Recovered 6

Vaccinated

1st doses 62 2nd doses 25 3rd doses 27

Deaths 1

- A total of **157 350** cases have been recorded to-date, representing **6%** of the total population (**2 550 226**).
- More female cases **83 470 (53%)** have been recorded.
- Of the total confirmed cases, **5 321 (3%)** are Health Workers, with no new confirmation today.
 - 4 506 (85%) State; 807 (15%) Private, 8 (0.2%) Non-Governmental Organizations.
 - 5 316 (100%) recoveries and 25 (0.5%) deaths.
- The recovery rate now stands at **97%**.
- Khomas and Erongo regions reported the highest number of cases with **51 024 (32%)** and **22 656 (14%)** respectively.
- Of the total fatalities, **3 684 (92%)** are COVID-19 deaths while **329 (8%)** are COVID-19 related deaths.
- The case fatality rate now stands at **2.6%**.

Table 1: Distribution of confirmed COVID-19 cases by region, 06 March 2022

Region	New cases	New re-infections	Cummulative re-infections	Cummulative New cases	Active cases	Recoveries	Cumulativ e Deaths	Cumulative deaths with co-morbidities	Non-COVID deaths	Health Workers
Erongo	5	0	358	22 656	40	22 186	426	353	5	493
Hardap	0	0	67	8 384	0	8 119	265	168	0	160
Kharas	1	0	187	9 936	4	9 773	160	137	0	295
Kavango East	0	0	50	6 354	4	6 120	228	132	2	285
Kavango West	0	0	4	842	1	818	23	21	0	48
Khomas	3	0	887	51 024	75	50 049	901	705	1	1 816
Kunene	0	0	53	4 996	5	4 838	153	108	0	151
Ohangwena	0	0	42	6 047	47	5 794	204	124	2	221
Omaheke	0	0	60	5 185	3	4 891	290	204	1	143
Omusati	1	0	42	7 586	3	7 240	343	211	0	265
Oshana	0	0	92	10 619	11	10 213	394	243	1	607
Oshikoto	0	0	57	7 949	30	7 709	208	159	2	366
Otjozondjupa	2	0	159	12 205	25	11 895	284	194	1	343
Zambezi	0	0	23	3 567	8	3 424	135	77	0	128
Total	12	0	2 081	157 350	256	153 069	4 014	2 836	15	5 321

EPIDEMIOLOGICAL SITUATION IN NAMIBA

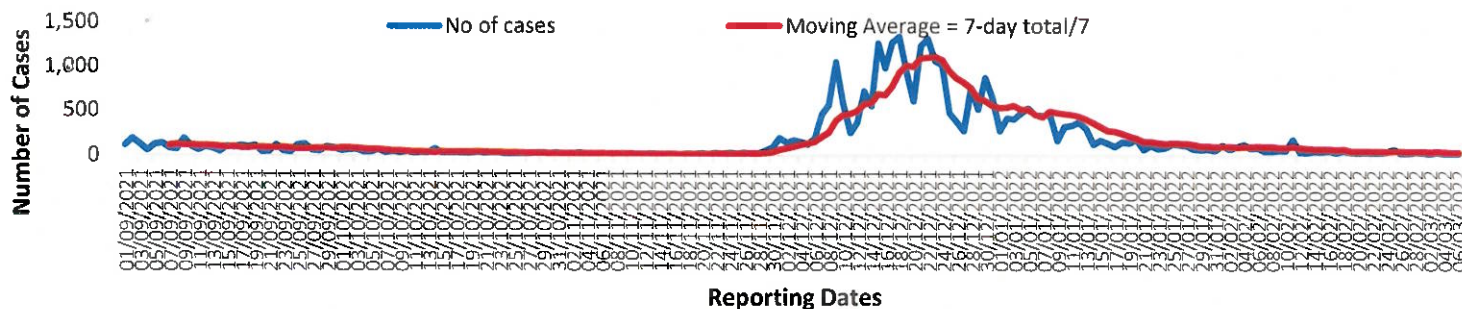
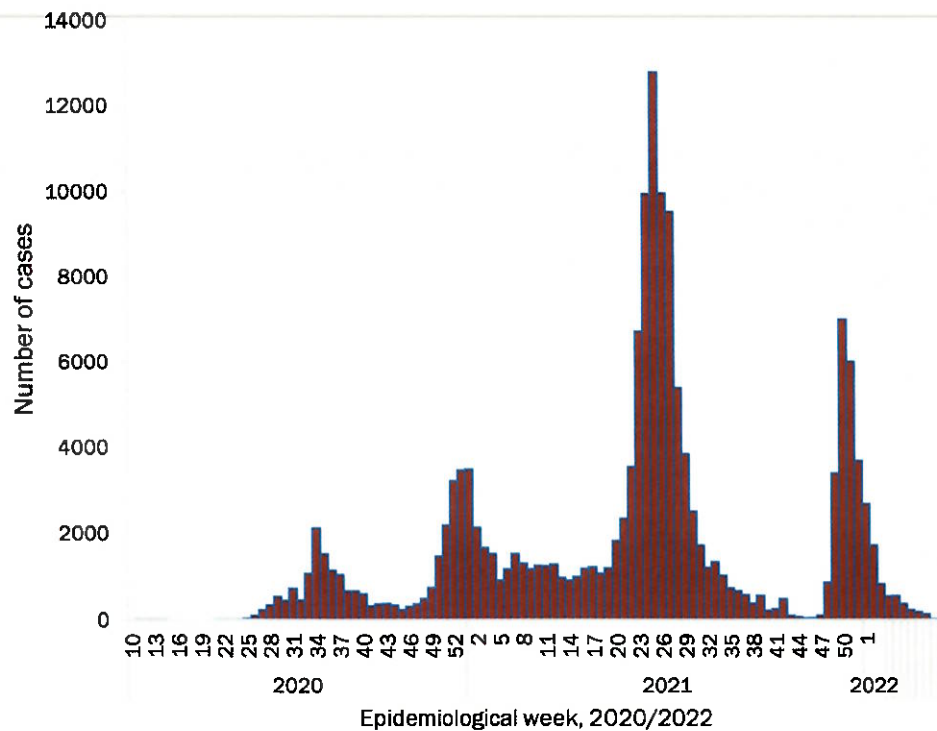


Figure 2: The 7 days moving average line chart for confirmed COVID-19 cases, 06 March 2022



- The highest peak of **12 787 (8%)** cases was recorded during week 25 of 2021 (Figure 3).
- The country has started seeing a gradual reduction in the average number of confirmed cases from 1424 to 29 from epi-week 26 to 40 of 2021.
- Another peak of **7005** cases was recorded in week 50 of 2021
- The number of cases have decreased in the last seven weeks as seen in the graph.

- The National Call Center continues operations for 24 hours daily.
- Today (06/03/2022), **216** calls were answered.

Figure 3: Epi-curve for confirmed COVID-19 cases, 06 March 2022

Table 4: Number of people in quarantine 06 March 2022

Region	Newly quarantined 24 hours	Cumulative number	Number discharged	Number in quarantine now
Erongo	0	7 003	6 969	34
Hardap	0	3 263	3 263	0
Kavango (East and West)	0	1 686	1 673	13
Khomas	0	3 764	3 764	0
! Kharas	0	10 000	10 000	0
Kunene	0	6 493	6 493	0
Oshana	0	400	400	0
Oshikoto	0	27 582	27 507	75
Otjozondjupa	0	1 932	1 932	0
Zambezi	0	2 184	2 148	36
Total	0	88 956	88 719	237

- Since March 2020, **88 956** people have been placed into quarantine around the country.
- A total of **237** people are currently in quarantine, with no new admissions.

**Table 3: COVID-19 specimen recorded at the Laboratories
06 March 2022**

VARIABLES	TOTAL
Total samples received by the Laboratory	962 454
Total samples tested	944 139
Total samples re-tested	18 198
Total positive results	157 350
Total negative results	786 722
Total samples discarded	117
Invalid results	0
Total pending results	0
Indeterminant/Inconclusive	67
Suspected cases in 24 hours (excluding re-tests)	778

➤ The laboratory testing capacity has been enhanced; with a total of twenty-three (23) laboratories carrying out the testing of samples: NIP, Path-Care, UNAM Molecular, Central Veterinary Laboratory, Namib Poultry, NAMDEB, NamPath, Namibia Central Pathology, DiagnoLab, High Care, Alpha Medical Laboratory, Des-Jo Medical Test Centre, ProQuest Diagnostic Laboratory, MAXI, Medlink Laboratory Services, Biotech Medical, Covisure, Star Care, Soweto Medical Center, Hosea Kutako International Airport & Oshana Med Laboratory .

➤ To date, **962 459** tests (including **18 198** re-tests) have been conducted by authorized laboratories.

➤ Since the beginning of the outbreak, **168 351** contacts of confirmed cases have been identified, **0** new contacts were identified within the last 24 hours from **4** regions.

➤ Cumulatively, **166 159** contacts have completed their monitoring period, while **299** contacts are lost to follow-up and a total of **28 555 (18%)** contacts of confirmed cases have tested positive.

➤ Today, **10 (2%)** out of **425** active contacts were monitored.

- Of the total confirmed cases, **94 748 (60%)** are in the 20-49 years age-brackets which constitutes the majority of the recorded cases.
- A total of **24 892 (16%)** of the confirmed cases are among the 5-19 years category.
- A total of **18 139 (12%)** of the confirmed cases are among the 50 - 59 years group.
- The under 5 years age group make up **3 483 (2%)** of the total cases whereas, **16 088 (10%)** are above 60 years of age.

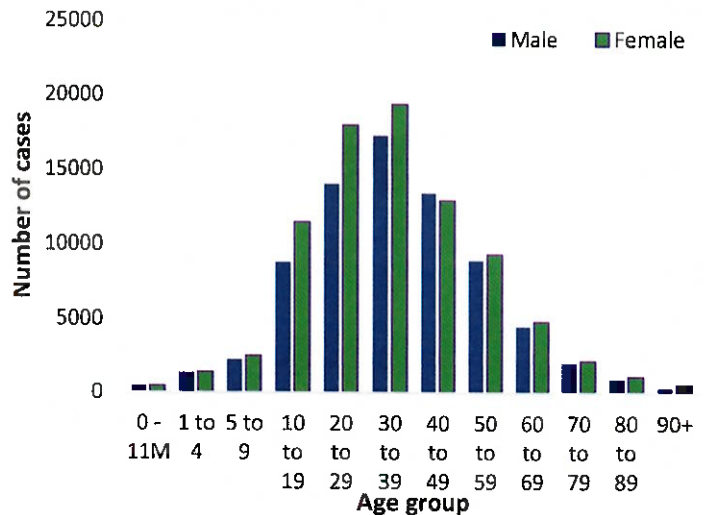


Figure 1: Age and Sex distribution of COVID-19 confirmed cases, 06 March 2022

Table 2: The current distribution for hospitalization of confirmed cases by region, 06 March 2022

Region	Hospitalized confirmed cases		Vaccinated		Intensive Care Unit		Vaccinated	
	Current	Previous	1 st dose	2 nd dose	Current	Previous	1 st dose	2 nd dose
Erongo	2	2	0	1	0	0	0	0
Hardap	0	0	0	0	0	0	0	0
ǀKaras	0	0	0	0	0	0	0	0
Kavango East	2	2	0	0	0	0	0	0
Kavango West	0	0	0	0	0	0	0	0
Khomas	6	6	0	1	2	2	0	0
Kunene	1	1	0	0	0	0	0	0
Ohangwena	2	2	0	0	0	0	0	0
Omaheke	0	0	0	0	0	0	0	0
Omusati	2	2	0	0	0	0	0	0
Oshana	5	5	0	1	0	0	0	0
Oshikoto	4	4	0	0	0	0	0	0
Otjozondjupa	1	1	0	0	0	0	0	0
Zambezi	2	2	0	0	0	0	0	0
Total	27	27	0	3	2	2	0	0

Table 6: Summary of COVID-19 vaccine 3rd doses administered, 06 March 2022

Region	Cumulative no. of persons vaccinated		
	Sinopharm	AstraZeneca	Pfizer
Erongo	1 482	601	2 462
Hardap	1 763	365	829
Kharas	668	161	275
Kavango East	468	192	222
Kavango West	393	247	184
Khomas	2 323	866	4 740
Kunene	1 482	376	579
Ohangwena	220	70	14
Omaheke	302	150	86
Omusati	745	295	345
Oshana	989	196	497
Oshikoto	701	158	176
Otjozondjupa	1 320	444	766
Zambezi	318	38	105
Total	13 174	4 159	11 280

Table 5: Summary of COVID-19 vaccine doses administered, 06 March 2022

Region	Cumulative no. of persons vaccinated with doses of Sinopharm, AstraZeneca, Sputnik V, Pfizer and Jassen & Johnson		Targeted Population	Vaccination Coverage (%)	Cumulative no. of Healthcare Workers vaccinated with doses of Sinopharm, AstraZeneca, Sputnik V, Pfizer and Jassen & Johnson	
	1 st doses	Fully vaccinated			1 st doses	Fully vaccinated
Erongo	41 625	36 984	161 966	23%	1 427	1 091
Hardap	27 192	23 572	69 121	34%	540	446
Kharas	22 564	19 040	69 786	27%	803	474
Kavango East	37 320	26 985	105 223	26%	1 255	1 002
Kavango West	27 260	20 291	57 210	35%	432	386
Khomas	100 064	87 687	362 620	24%	4 059	3 040
Kunene	26 825	22 089	72 991	30%	678	526
Ohangwena	28 149	24 165	174 546	14%	853	680
Omaheke	19 650	15 263	53 002	29%	374	270
Omusati	27 491	24 262	179 370	14%	1 000	790
Oshana	23 086	20 636	143 395	14%	1 606	1 324
Oshikoto	22 661	20 453	144 912	14%	863	740
Otjozondjupa	33 345	29 698	112 119	26%	896	651
Zambezi	8 124	7 440	73 010	10%	657	609
Total	41 625	378 565	1 779 271	21%	15 443	12 029

PUBLIC HEALTH ACTION (S)

- The COVID-19 vaccination programme is ongoing throughout the country.
- Public Health measures continue to be enforced as the situation is closely monitored.
- The government and development partners continue to prioritize the continuation of essential health services.


CHALLENGES

Slow vaccine uptake among members of the public, and circulation of anti-vaccination information.


RECOMMENDATIONS

Encourage the public to get vaccinated and strengthen community health awareness to counteract anti-vaccination information in circulation.

APPROVED




INCIDENT MANAGER
06 MARCH 2022




SECRETARIAT

For enquiries, please contact
Namibia Public Health Emergency Operations Centre;

 PHEOC@mhss.gov.na

 0800 100 100

 0851 100 100