



NAMIBIA COVID-19 SITUATION REPORT NO. 723

Outbreak Name	COVID-19 outbreak	Country affected	Namibia
Date & Time	12.03 2022 17h00	Investigation start Date	13 March 2020
Prepared by	Surveillance Team		

HIGHLIGHTS/SITUATION UPDATE (12/03/2022)

CUMULATIVE

Tested 968 241

Confirmed 157 438

Active 174

Recovered 155 286

Vaccinated

1st doses 447 545 2nd doses 253 532 3rd doses 32 919

Deaths 4 014

TOTAL TODAY

Tested 898

Confirmed 8

Active 174

Recovered 9

Vaccinated

1st doses 185 2nd doses 59 3rd doses 225

Deaths 0

- A total of **157 438** cases have been recorded to-date, representing **6%** of the total population (**2 550 226**).
- More female cases **83 520 (53%)** have been recorded.
- Of the total confirmed cases, **5 323 (3%)** are Health Workers, with 1 new confirmation today.
 - 4 507 (85%) State; 807 (15%) Private, 8 (0.2%) Non-Governmental Organizations.
 - 5 316 (100%) recoveries and 25 (0.5%) deaths.
- The recovery rate now stands at **99%**.
- Khomas and Erongo regions reported the highest number of cases with **51 049 (32%)** and **22 671 (14%)** respectively.
- Of the total fatalities **3 685 (92%)** are COVID-19 deaths while **329 (8%)** are COVID-19 related deaths.
- The case fatality rate now stands at **2.6%**.

Table 1: Distribution of confirmed COVID-19 cases by region, 12 March 2022

Region	New cases	New re-infections	Cummulative re-infections	Cummulative New cases	Active cases	Recoveries	Cumulative Deaths	Cumulative deaths with co-morbidities	Non-COVID deaths	Health Workers
Erongo	4	0	359	22 671	36	22 563	426	353	5	493
Hardap	0	0	67	8 385	1	8 186	265	168	0	160
Kharas	0	0	187	9 943	8	9 962	160	137	0	295
Kavango East	1	0	50	6 355	5	6 170	228	132	2	286
Kavango West	0	0	4	842	0	823	23	21	0	48
Khomas	1	0	890	51 049	77	50 960	901	705	1	1 816
Kunene	0	0	53	4 998	5	4 893	153	108	0	151
Ohangwena	0	0	42	6 048	16	5 868	204	124	2	221
Omaheke	0	0	60	5 186	2	4 953	290	204	1	143
Omusati	0	0	42	7 587	1	7 285	343	211	0	266
Oshana	0	0	92	10 624	14	10 307	394	243	1	607
Oshikoto	0	0	57	7 965	18	7 794	208	159	2	366
Otjozondjupa	2	1	162	12 217	22	12 072	284	194	1	343
Zambezi	0	0	23	3 568	6	3 450	135	77	0	128
Total	8	1	2 088	157 438	211	155 286	4 014	2 836	15	5 323

EPIDEMIOLOGICAL SITUATION IN NAMIBA

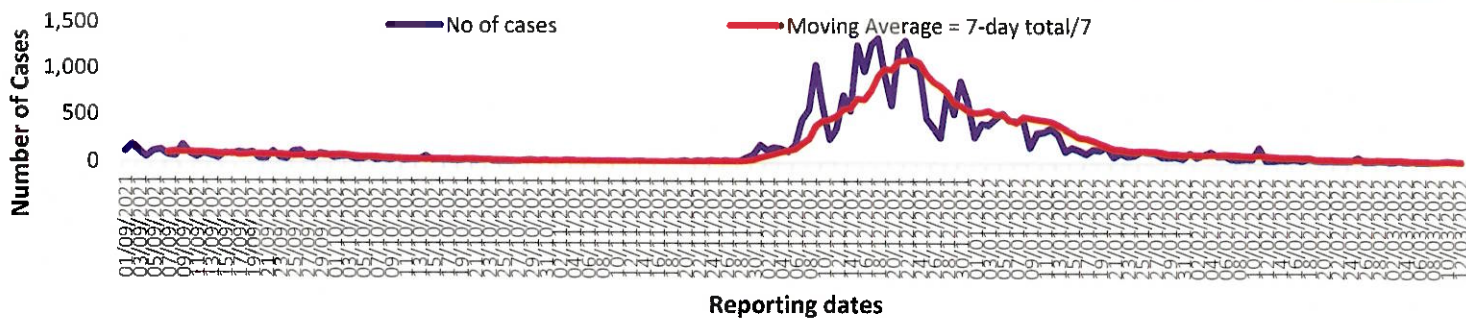
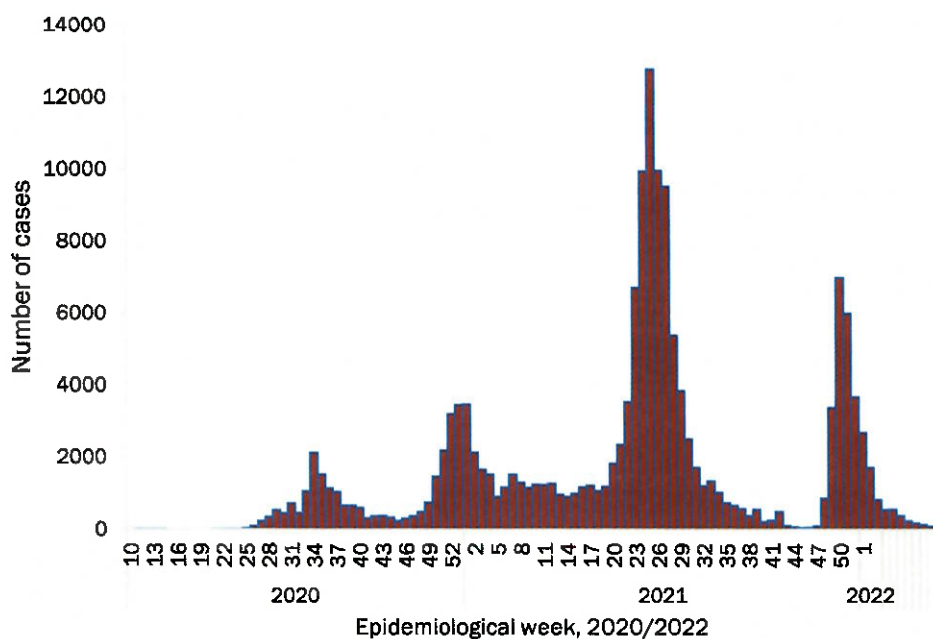


Figure 2: The 7 days moving average line chart for confirmed COVID-19 cases, 12 March 2022



- The highest peak of **12 787 (8%)** cases was recorded during week 25 of 2021 (Figure 3).
- The country has started seeing a gradual reduction in the average number of confirmed cases from 1424 to 29 from epi-week 26 to 40 of 2021.
- Another peak of **7005** cases was recorded in week 50 of 2021
- The number of cases have decreased in the last seven weeks as seen in the graph.

- The National Call Center continues operations for 24 hours daily.
- Today (12/03/2022), **244** calls were answered.

Figure 3: Epi-curve for confirmed COVID-19 cases, 12 March 2022

Table 4: Number of people in quarantine 12 March 2022

Region	Newly quarantined 24 hours	Cumulative number	Number discharged	Number in quarantine now
Erongo	0	7 315	7 033	282
Hardap	0	3 263	3 263	0
Kavango (East and West)	0	1 686	1 673	13
Khomas	0	3 767	3 766	1
Kharas	0	10 000	10 000	0
Kunene	0	6 493	6 493	0
Ohangwena	0	924	924	0
Omaheke	0	19 863	19 778	85
Omusati	0	3 990	3 990	0
Oshana	0	400	400	0
Oshikoto	38	27 714	27 651	63
Otjozondjupa	0	1 932	1 932	0
Zambezi	0	2 184	2 148	36
Total	38	89 531	89 051	480

- Since March 2020, **89 531** people have been placed into quarantine around the country.
- A total of **480** people are currently in quarantine, with no new admissions.

**Table 3: COVID-19 specimen recorded at the Laboratories
12 March 2022**

VARIABLES	TOTAL
Total samples received by the Laboratory	968 236
Total samples tested	949 906
Total samples re-tested	18 213
Total positive results	157 438
Total negative results	792 395
Total samples discarded	117
Invalid results	0
Total pending results	0
Indeterminant/Inconclusive	73
Suspected cases in 24 hours (excluding re-tests)	896

➤ The laboratory testing capacity has been enhanced; with a total of twenty-three (23) laboratories carrying out the testing of samples: NIP, Path-Care, UNAM Molecular, Central Veterinary Laboratory, Namib Poultry, NAMDEB, NamPath, Namibia Central Pathology, DiagnoLab, High Care, Alpha Medical Laboratory, Des-Jo Medical Test Centre, ProQuest Diagnostic Laboratory, MAXI, Medlink Laboratory Services, Biotech Medical, Covisure, Star Care, Soweto Medical Center, Hosea Kutako International Airport & Oshana Med Laboratory .

➤ To date, **968 241** tests (including **18 213** re-tests) have been conducted by authorized laboratories.

➤ Since the beginning of the outbreak, **168 618** contacts of confirmed cases have been identified, **1** new contacts were identified within the last 24 hours from **2** regions.

➤ Cumulatively, **166 817** contacts have completed their monitoring period, while **299** contacts are lost to follow-up and a total of **28 572 (18%)** contacts of confirmed cases have tested positive.

➤ Today, **273 (98%)** out of **280** active contacts were monitored.

- Of the total confirmed cases, **94 800 (60%)** are in the 20-49 years age-brackets which constitutes the majority of the recorded cases.
- A total of **24 908 (16%)** of the confirmed cases are among the 5-19 years category.
- A total of **18 144 (12%)** of the confirmed cases are among the 50 - 59 years group.
- The under 5 years age group make up **3 484 (2%)** of the total cases whereas, **16 102 (10%)** are above 60 years of age.

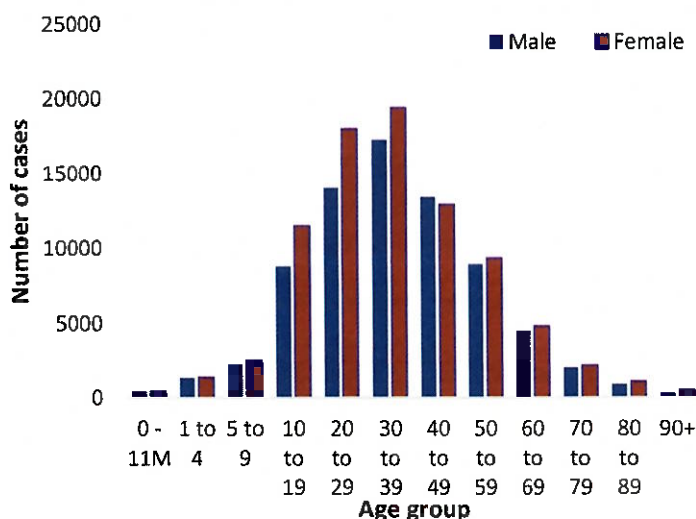


Figure 1: Age and Sex distribution of COVID-19 confirmed cases, 12 March 2022

Table 2: The current distribution for hospitalization of confirmed cases by region, 12 March 2022

Region	Hospitalized confirmed cases		Vaccinated		Intensive Care Unit		Vaccinated	
	Current	Previous	1 st dose	2 nd dose	Current	Previous	1 st dose	2 nd dose
Erongo	2	2	0	0	0	0	0	0
Hardap	1	1	0	0	0	0	0	0
ǀKaras	2	2	0	0	0	0	0	0
Kavango East	2	2	0	0	0	0	0	0
Kavango West	0	0	0	0	0	0	0	0
Khomas	4	2	0	1	2	1	0	0
Kunene	0	0	0	0	0	0	0	0
Ohangwena	2	2	0	0	0	0	0	0
Omaheke	0	0	0	0	0	0	0	0
Omusati	0	0	0	0	0	0	0	0
Oshana	4	4	0	2	0	0	0	0
Oshikoto	5	6	0	0	0	0	0	0
Otjozondjupa	1	2	0	0	0	0	0	0
Zambezi	0	0	0	0	0	0	0	0
Total	23	23	0	3	2	1	0	0

Table 6: Summary of COVID-19 vaccine 3rd doses administered, 12 March 2022

Region	Cumulative no. of persons vaccinated			
	Sinopharm	AstraZeneca	Pfizer	Booster Doses J&J
Erongo	1 581	601	2 722	331
Hardap	1 912	370	878	39
Kharas	750	161	281	59
Kavango East	492	193	228	410
Kavango West	439	247	204	192
Khomas	2 416	868	4 987	526
Kunene	1 482	376	579	454
Ohangwena	265	71	14	49
Omaheke	340	150	98	31
Omusati	804	308	367	60
Oshana	1 102	196	543	144
Oshikoto	750	159	180	26
Otjozondjupa	1 581	444	824	6
Zambezi	381	38	105	105
Total	14 295	4 182	12 010	2 432

Table 5: Summary of COVID-19 vaccine doses administered, 12 March 2022

Region	Cumulative no. of persons vaccinated with doses of Sinopharm, AstraZeneca, Sputnik V, Pfizer and Jassen & Johnson		Targeted Population	Vaccination Coverage (%)	Cumulative no. of Healthcare Workers vaccinated with doses of Sinopharm, AstraZeneca, Sputnik V, Pfizer and Jassen & Johnson	
	1 st doses	Fully vaccinated			1 st doses	Fully vaccinated
Erongo	41 727	37 102	161 966	23%	1 431	1 095
Hardap	27 334	23 716	69 121	34%	540	447
Kharas	22 689	19 158	69 786	27%	815	489
Kavango East	37 635	27 165	105 223	26%	1 263	1 009
Kavango West	27 617	20 569	57 210	36%	432	386
Khomas	100 382	88 051	362 620	24%	4 061	3 049
Kunene	26 825	22 089	72 991	30%	678	526
Ohangwena	28 305	24 365	174 546	14%	855	684
Omaheke	19 700	15 321	53 002	29%	374	270
Omusati	27 609	24 382	179 370	14%	1 000	790
Oshana	23 351	20 820	143 395	15%	1 612	1 331
Oshikoto	22 682	20 480	144 912	14%	863	740
Otjozondjupa	33 475	29 816	112 119	27%	896	651
Zambezi	8 214	7 533	73 010	10%	658	610
Total	447 545	380 567	1 779 271	21%	15 478	12 077

PUBLIC HEALTH ACTION (S)

- The COVID-19 vaccination programme is ongoing throughout the country.
- Public Health measures continue to be enforced as the situation is closely monitored.
- The government and development partners continue to prioritize the continuation of essential health services.

CHALLENGES

Slow vaccine uptake among members of the public, and circulation of anti-vaccination information.

RECOMMENDATIONS

Encourage the public to get vaccinated and strengthen community health awareness to counteract anti-vaccination information in circulation.

APPROVED



INCIDENT MANAGER
12 MARCH 2022



SECRETARIAT

For enquiries, please contact
Namibia Public Health Emergency Operations Centre;

 PHEOC@mhss.gov.na

 0800 100 100

 0851 100 100