



NAMIBIA COVID-19 SITUATION REPORT NO. 703

Outbreak Name	COVID-19 outbreak	Country affected	Namibia
Date & Time	20.02.2022 17h00	Investigation start Date	13 March 2020
Prepared by	Surveillance Team		

HIGHLIGHTS/SITUATION UPDATE (20/02/2022)

CUMULATIVE

Tested 947 400

Confirmed 157 034

Active 537

Recovered 152 480

Vaccinated

1st doses 438 370 2nd doses 249 855 3rd doses 24 391

Deaths 4 002

TOTAL TODAY

Tested 1 226

Confirmed 24

Active 537

Recovered 8

Vaccinated

1st doses 80 2nd doses 70 3rd doses 238

Deaths 0

- A total of **157 034** cases have been recorded to-date, representing **6%** of the total population (**2 550 226**).
- More female cases **83 292 (53%)** have been recorded.
- Of the total confirmed cases, **5 316 (3%)** are Health Workers, with no new confirmation today.
 - **4 502 (85%)** State; **806 (15%)** Private, **8 (0.2%)** Non-Governmental Organizations.
 - **5 316 (100%)** recoveries and **25 (0.5%)** deaths.
- The recovery rate now stands at **97%**.
- Khomas and Erongo regions reported the highest number of cases with **50 962 (32%)** and **22 605 (14%)** respectively.
- Of the total fatalities, **3 674 (92%)** are COVID-19 deaths while **328 (8%)** are COVID-19 related deaths.
- The case fatality rate now stands at **2.5%**.

Table 1: Distribution of confirmed COVID-19 cases by region, 20 February 2022

Region	Total cases daily	New reported re-infections	Total No. of cases	Active cases	Recoveries	Cumulative Deaths	Cumulative deaths with co-morbidities	Non-COVID deaths	Health Workers
Erongo	4	0	22 605	159	22 015	426	353	5	491
Hardap	0	0	8 384	3	8 116	265	168	0	160
Karas	1	0	9 932	10	9 762	160	137	0	295
Kavango East	0	0	6 349	0	6 120	227	131	2	285
Kavango West	0	0	842	1	818	23	21	0	48
Khomas	3	0	50 962	152	49 908	901	705	1	1 815
Kunene	0	0	4 990	4	4 834	152	107	0	151
Ohangwena	0	0	6 020	39	5 779	200	121	2	221
Omaheke	10	0	5 140	45	4 805	289	204	1	143
Omusati	0	0	7 567	11	7 214	342	210	0	265
Oshana	0	0	10 604	22	10 188	393	242	1	607
Oshikoto	0	0	7 907	32	7 666	207	159	2	365
Otjozondjupa	6	0	12 174	39	11 850	284	194	1	342
Zambezi	0	0	3 558	20	3 405	133	77	0	128
Total	24	0	157 034	537	152 480	4 002	2 828	15	5 316

EPIDEMIOLOGICAL SITUATION IN NAMIBA

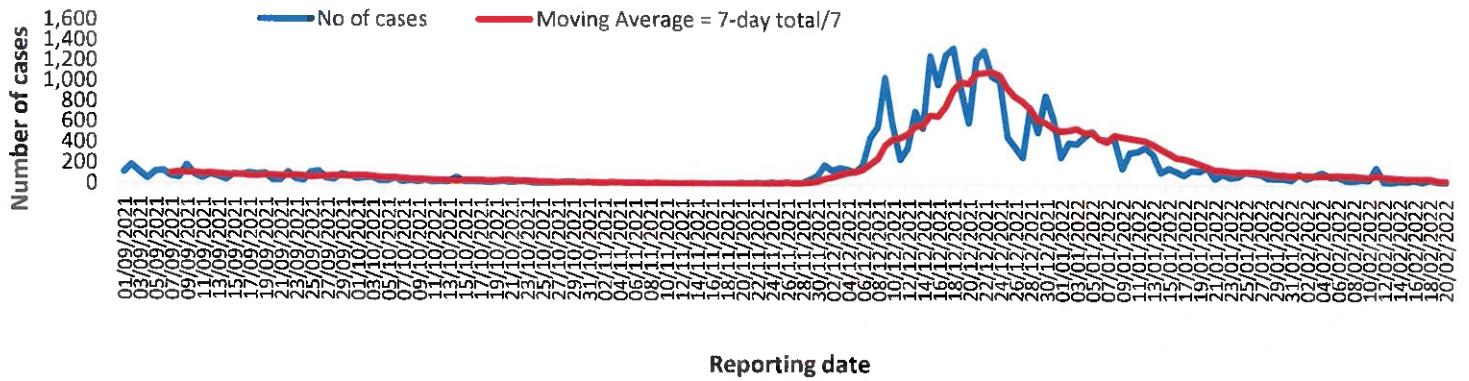
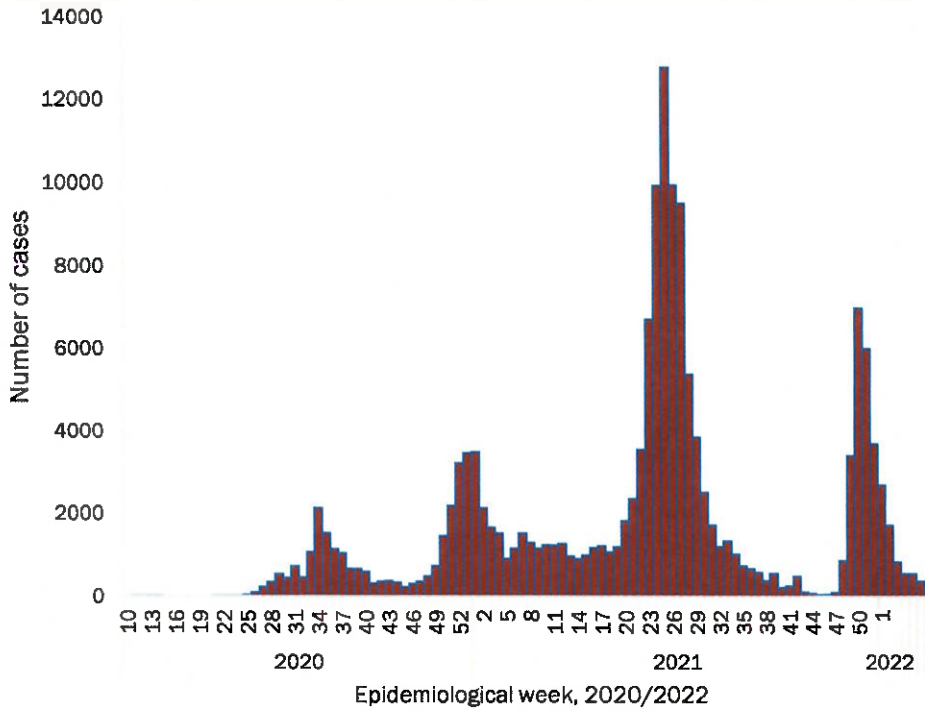


Figure 2: The 7 days moving average line chart for confirmed COVID-19 cases, 20 February 2022



- The highest peak of **12 787 (8%)** cases was recorded during week 25 of 2021 (Figure 3).
 - The country has started seeing a gradual reduction in the average number of confirmed cases from 383 to 32 in epi-week 7.
 - The number of cases have decreased in the last five weeks as seen in the graph.
- The National Call Center continues operations for 24 hours daily.
 - Today (20/02/2022), **185** calls were answered.

Figure 3: Epi-curve for confirmed COVID-19 cases, 20 February 2022

Table 4: Number of people in quarantine 20 February 2022

Region	Newly quarantined 24 hours	Cumulative number	Number discharged	Number in quarantine now
Erongo	0	7 003	6 949	54
Hardap	0	3 263	3 263	0
Kavango (East and West)	0	1 673	1 673	0
Khomas	0	3 764	3 755	9
Kharas	0	10 000	10 000	0
Kunene	0	6 493	6 493	0
Ohangwena	0	924	924	0
Omaheke	0	19 292	18 932	360
Omusati	0	3 967	3 946	21
Oshana	0	400	400	0
Oshikoto	0	27 368	27 292	76
Otjozondjupa	0	1 932	1 927	5
Zambezi	0	2 107	2 107	0
Total	0	88 186	87 661	525

- Since March 2020, **88 186** people have been placed into quarantine around the country.
- A total of **525** people are currently in quarantine, with no new admissions.

Table 3: COVID-19 specimen recorded at the Laboratories 20 February 2022

VARIABLES	TOTAL
Total samples received by the Laboratory	947 395
Total samples tested	929 119
Total samples re-tested	18 159
Total positive results	157 034
Total negative results	772 030
Total samples discarded	117
Invalid results	0
Total pending results	0
Indeterminant/Inconclusive	55
Suspected cases in 24 hours (excluding re-tests)	1 226

- Of the total confirmed cases, **94 636 (60%)** are in the 20-49 years age-brackets which constitutes the majority of the recorded cases.
- A total of **24 777 (16%)** of the confirmed cases are among the 5-19 years category.
- A total of **18 106 (12%)** of the confirmed cases are among the 50 - 59 years group.
- The under 5 years age group make up **3 469 (2%)** of the total cases whereas, **16 046 (10%)** are above 60 years of age.

- The laboratory testing capacity has been enhanced; with a total of twenty-three (23) laboratories carrying out the testing of samples: NIP, Path-Care, UNAM Molecular, Central Veterinary Laboratory, Namib Poultry, NAMDEB, NamPath, Namibia Central Pathology, DiagnoLab, High Care, Alpha Medical Laboratory, Des-Jo Medical Test Centre, ProQuest Diagnostic Laboratory, MAXI, Medlink Laboratory Services, Biotech Medical, Covisure, Star Care, Soweto Medical Center, Hosea Kutako International Airport & Oshana Med Laboratory .
- To date, **947 400** tests (including **18 159** re-tests) have been conducted by authorized laboratories.
- Since the beginning of the outbreak, **167 555** contacts of confirmed cases have been identified, **15** new contacts were identified within the last 24 hours from 4 regions.
- Cumulatively, **165 210** contacts have completed their monitoring period, while **299** contacts are lost to follow-up and a total of **28 532 (18%)** contacts of confirmed cases have tested positive.
- Today, **85 (13%)** out of **652** active contacts were monitored.

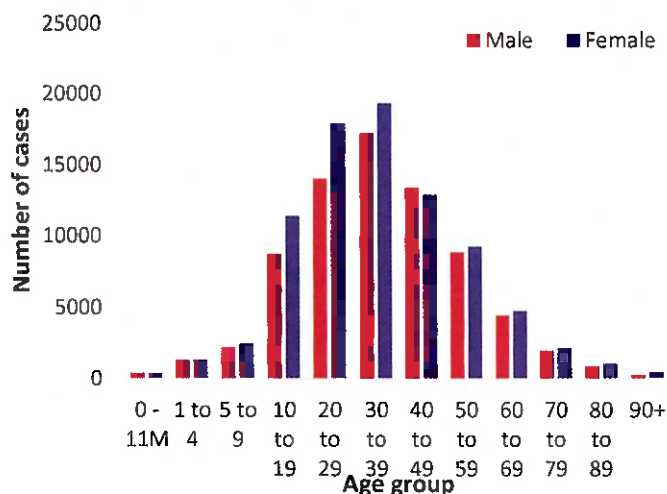


Figure 1: Age and Sex distribution of COVID-19 confirmed cases, 20 February 2022

Table 2: The current distribution for hospitalization of confirmed cases by region, 20 February 2022

Region	Hospitalized confirmed cases		Vaccinated		Intensive Care Unit		Vaccinated	
	Current	Previous	1 st dose	2 nd dose	Current	Previous	1 st dose	2 nd dose
Erongo	8	8	0	3	0	0	0	0
Hardap	0	0	0	0	0	0	0	0
ǀKaras	0	0	0	0	0	0	0	0
Kavango East	1	1	0	0	0	0	0	0
Kavango West	0	0	0	0	0	0	0	0
Khomas	6	8	0	1	3	5	0	0
Kunene	0	0	0	0	0	0	0	0
Ohangwena	10	10	0	0	0	0	0	0
Omaheke	2	2	0	0	0	0	0	0
Omusati	7	7	0	0	0	0	0	0
Oshana	3	3	0	0	0	0	0	0
Oshikoto	2	2	0	0	0	0	0	0
Otjozondjupa	0	0	0	0	0	0	0	0
Zambezi	13	13	0	0	0	0	0	0
Total	52	54	0	4	3	5	0	0

Table 6: Summary of COVID-19 vaccine 3rd doses administered, 20 February 2022

Region	Cumulative no. of persons vaccinated		
	Sinopharm	AstraZeneca	Pfizer
Erongo	1 296	417	2298
Hardap	1 510	288	788
Kharas	460	94	202
Kavango East	400	144	209
Kavango West	241	127	145
Khomas	2 041	689	4456
Kunene	1 222	280	540
Ohangwena	150	21	6
Omaheke	205	103	58
Omusati	574	192	306
Oshana	876	137	475
Oshikoto	591	105	168
Otjondjupa	1 158	352	727
Zambezi	218	28	94
Total	10 942	2977	10472

Table 5: Summary of COVID-19 vaccine doses administered, 20 February 2022

Region	Cumulative no. of persons vaccinated with doses of Sinopharm, AstraZeneca, Sputnik V, Pfizer and Jassen & Johnson		Targeted Population	Vaccination Coverage (%)	Cumulative no. of Healthcare Workers vaccinated with doses of Sinopharm, AstraZeneca, Sputnik V, Pfizer and Jassen & Johnson	
	1 st doses	Fully vaccinated			1 st doses	Fully vaccinated
Erongo	41 275	36 581	161 966	23%	1 427	1 091
Hardap	26 973	23 343	69 121	34%	539	445
Kharas	22 058	18 501	69 786	26%	803	474
Kavango East	35 995	25 702	105 223	24%	1 255	1 002
Kavango West	25 704	19 228	57 210	34%	432	386
Khomas	99 265	86 841	362 620	24%	4 044	3 030
Kunene	26 416	21 705	72 991	30%	658	514
Ohangwena	27 810	23 726	174 546	14%	846	673
Omaheke	19 486	15 081	53 002	28%	374	270
Omusati	27 166	23 926	179 370	13%	1 000	790
Oshana	22 901	20 414	143 395	14%	1 604	1 321
Oshikoto	22 510	20 270	144 912	14%	863	740
Otjondjupa	32 985	29 327	112 119	26%	896	651
Zambezi	7 826	7 125	73 010	10%	645	599
Total	438 370	371 770	1 779 271	21%	15 386	11 986

PUBLIC HEALTH ACTION (S)

- The COVID-19 vaccination programme is ongoing throughout the country.
- Public Health measures continue to be enforced as the situation is closely monitored.
- The government and development partners continue to prioritize the continuation of essential health services.


CHALLENGES

Slow vaccine uptake among members of the public, and circulation of anti-vaccination information.

RECOMMENDATIONS

Encourage the public to get vaccinated and strengthen community health awareness to counteract anti-vaccination information in circulation.

APPROVED



INCIDENT MANAGER
20 FEBRUARY 2022




SECRETARIAT

For enquiries, please contact
Namibia Public Health Emergency Operations Centre;

 PHEOC@mhss.gov.na

 0800 100 100

 0851 100 100