



NAMIBIA COVID-19 SITUATION REPORT NO. 706

Outbreak Name	COVID-19 outbreak	Country affected	Namibia
Date & Time	23.02. 2022 17h00	Investigation start Date	13 March 2020
Prepared by	Surveillance Team		

HIGHLIGHTS/SITUATION UPDATE (23/02/2022)

CUMULATIVE

Tested 950 799

Confirmed 157 106

Active 466

Recovered 152 635

Vaccinated

1st doses 440 661 2nd doses 250 695 3rd doses 25 935

Deaths 4 006

TOTAL TODAY

Tested 1019

Confirmed 22

Active 466

Recovered 64

Vaccinated

1st doses 736 2nd doses 286 3rd doses 626

Deaths 2

- A total of **157 106** cases have been recorded to-date, representing **6%** of the total population (**2 550 226**).
- More female cases **83 331 (53%)** have been recorded.
- Of the total confirmed cases, **5 316 (3%)** are Health Workers, with no new confirmation today.
 - 4 502 (85%) State; 806 (15%) Private, 8 (0.2%) Non-Governmental Organizations.
 - 5 316 (100%) recoveries and 25 (0.5%) deaths.
- The recovery rate now stands at **97%**.
- Khomas and Erongo regions reported the highest number of cases with **50 975 (32%)** and **22 613 (14%)** respectively.
- Of the total fatalities, **3 678 (92%)** are COVID-19 deaths while **328 (8%)** are COVID-19 related deaths.
- The case fatality rate now stands at **2.5%**.

Table 1: Distribution of confirmed COVID-19 cases by region, 23 February 2022

Region	Total cases daily	New reported re-infections	Total No. of cases	Active cases	Recoveries	Cumulative Deaths	Cumulative deaths with co-morbidities	Non-COVID deaths	Health Workers
Erongo	0	0	22 613	167	22 015	426	353	5	491
Hardap	0	0	8 384	2	8 117	265	168	0	160
Karas	0	1	9 933	7	9 766	160	137	0	295
Kavango East	0	0	6 350	1	6 120	227	131	2	285
Kavango West	0	0	842	1	818	23	21	0	48
Khomas	2	2	50 975	58	50 015	901	705	1	1 815
Kunene	0	0	4 992	4	4 836	152	107	0	151
Ohangwena	5	0	6 027	42	5 783	200	121	2	221
Omaheke	2	0	5 146	50	4 805	290	204	1	143
Omusati	5	0	7 579	20	7 217	342	210	0	265
Oshana	3	0	10 610	27	10 189	393	242	1	607
Oshikoto	0	0	7 912	23	7 679	208	159	2	365
Otjozondjupa	4	0	12 182	35	11 862	284	194	1	342
Zambezi	1	0	3 561	13	3 413	135	77	0	128
Total	22	3	157 106	450	152 635	4 006	2 829	15	5 316

WA

EPIDEMIOLOGICAL SITUATION IN NAMIBA

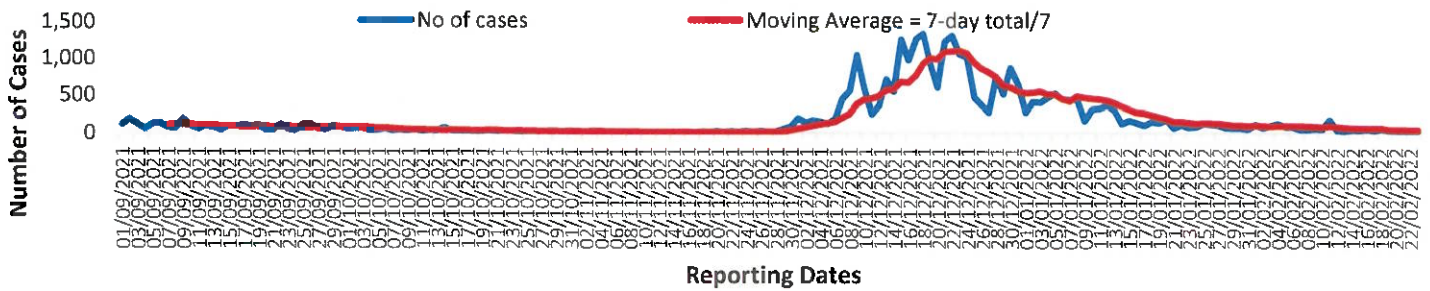
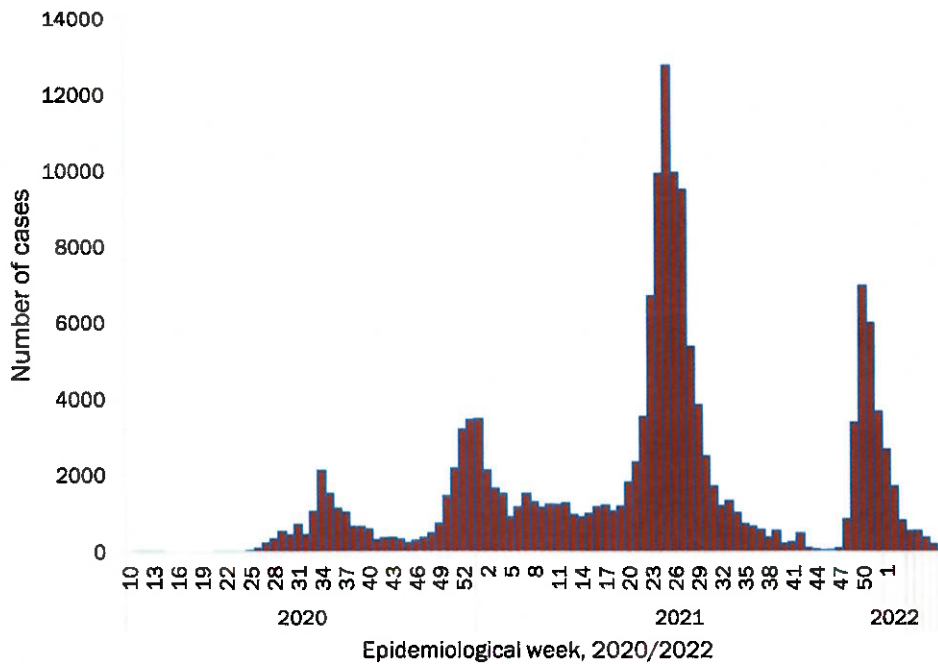


Figure 2: The 7 days moving average line chart for confirmed COVID-19 cases, 23 February 2022



- The highest peak of **12 787 (8%)** cases was recorded during week 25 of 2021 (Figure 3).
- The country has started seeing a gradual reduction in the average number of confirmed cases from 383 to 32 in epi-week 7.
- The number of cases have decreased in the last five weeks as seen in the graph.

- The National Call Center continues operations for 24 hours daily.
- Today (23/02/2022), **204** calls were answered.

Figure 3: Epi-curve for confirmed COVID-19 cases, 23 February 2022

Table 4: Number of people in quarantine 23 February 2022

Region	Newly quarantined 24 hours	Cumulative number	Number discharged	Number in quarantine now
Erongo	0	7 003	6 949	54
Hardap	0	3 263	3 263	0
Kavango (East and West)	0	1 686	1 673	13
Khomas	0	3 764	3 763	1
Kharas	0	10 000	10 000	0
Kunene	0	6 493	6 493	0
Ohangwena	0	924	924	0
Omaheke	95	19 547	19 212	335
Omusati	0	3 987	3 970	17
Oshana	0	400	400	0
Oshikoto	12	27 411	27 360	51
Otjozondjupa	0	1 932	1 927	5
Zambezi	0	2 184	2 148	36
Total	107	88 594	88 082	512

- Since March 2020, **88 594** people have been placed into quarantine around the country.
- A total of **512** people are currently in quarantine, with no new admissions.

CAK

Table 3: COVID-19 specimen recorded at the Laboratories 23 February 2022

VARIABLES	TOTAL
Total samples received by the Laboratory	950 794
Total samples tested	932 507
Total samples re-tested	18 170
Total positive results	157 106
Total negative results	775 346
Total samples discarded	117
Invalid results	0
Total pending results	0
Indeterminant/Inconclusive	55
Suspected cases in 24 hours (excluding re-tests)	1 016

- The laboratory testing capacity has been enhanced; with a total of twenty-three (23) laboratories carrying out the testing of samples: NIP, Path-Care, UNAM Molecular, Central Veterinary Laboratory, Namib Poultry, NAMDEB, NamPath, Namibia Central Pathology, DiagnoLab, High Care, Alpha Medical Laboratory, Des-Jo Medical Test Centre, ProQuest Diagnostic Laboratory, MAXI, Medlink Laboratory Services, Biotech Medical, Covisure, Star Care, Soweto Medical Center, Hosea Kutako International Airport & Oshana Med Laboratory .
- To date, **950 799** tests (including **18 170** re-tests) have been conducted by authorized laboratories.
- Since the beginning of the outbreak, **167 997** contacts of confirmed cases have been identified, **160** new contacts were identified within the last 24 hours from **10** regions.
- Cumulatively, **165 4520** contacts have completed their monitoring period, while **299** contacts are lost to follow-up and a total of **28 539 (18%)** contacts of confirmed cases have tested positive.
- Today, **715 (90%)** out of **798** active contacts were

- Of the total confirmed cases, **94 657 (60%)** are in the 20-49 years age-brackets which constitutes the majority of the recorded cases.
- A total of **24 801 (16%)** of the confirmed cases are among the 5-19 years category.
- A total of **18 115 (12%)** of the confirmed cases are among the 50 - 59 years group.
- The under 5 years age group make up **3 474 (2%)** of the total cases whereas, **16 059 (10%)** are above 60 years of age.

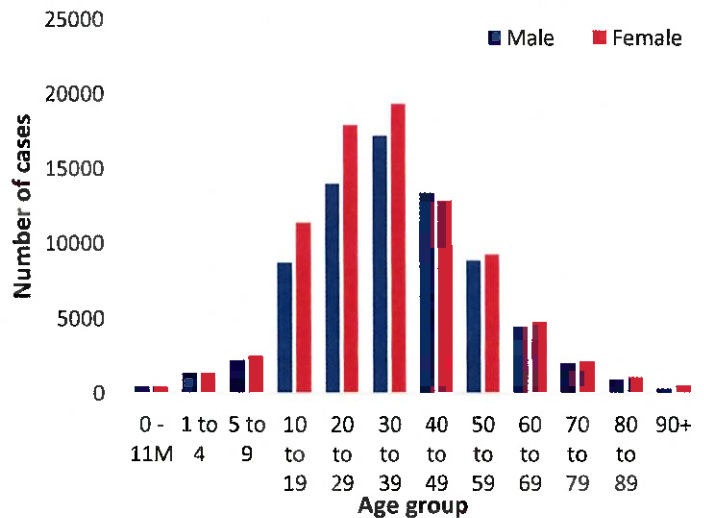


Figure 1: Age and Sex distribution of COVID-19 confirmed cases, 23 February 2022

Table 2: The current distribution for hospitalization of confirmed cases by region, 23 February 2022

Region	Hospitalized confirmed cases		Vaccinated		Intensive Care Unit		Vaccinated	
	Current	Previous	1 st dose	2 nd dose	Current	Previous	1 st dose	2 nd dose
Erongo	9	9	0	3	0	0	0	0
Hardap	0	0	0	0	0	0	0	0
ǀKaras	0	0	0	0	0	0	0	0
Kavango East	0	0	0	0	0	0	0	0
Kavango West	0	0	0	0	0	0	0	0
Khomas	5	6	0	1	3	3	0	0
Kunene	0	0	0	0	0	0	0	0
Ohangwena	6	6	0	0	0	0	0	0
Omaheke	0	2	0	0	0	0	0	0
Omusati	3	3	0	0	0	0	0	0
Oshana	2	2	0	0	0	0	0	0
Oshikoto	2	2	0	0	0	0	0	0
Otjozondjupa	0	0	0	0	0	0	0	0
Zambezi	7	7	0	0	0	0	0	0
Total	34	37	0	4	3	3	0	0

cah

Table 6: Summary of COVID-19 vaccine 3rd doses administered, 23 February 2022

Region	Cumulative no. of persons vaccinated		
	Sinopharm	AstraZeneca	Pfizer
Erongo	1 373	549	2 376
Hardap	1 558	316	801
Kharas	552	122	240
Kavango East	433	169	217
Kavango West	301	174	157
Khomas	2 131	733	4 544
Kunene	1 322	307	561
Ohangwena	150	21	6
Omaheke	228	119	60
Omusati	644	274	317
Oshana	915	156	482
Oshikoto	644	127	168
Otjozondjupa	1 200	375	744
Zambezi	235	32	102
Total	11 686	3 474	10 775

Table 5: Summary of COVID-19 vaccine doses administered, 23 February 2022

Region	Cumulative no. of persons vaccinated with doses of Sinopharm, AstraZeneca, Sputnik V, Pfizer and Jassen & Johnson		Targeted Population	Vaccination Coverage (%)	Cumulative no. of Healthcare Workers vaccinated with doses of Sinopharm, AstraZeneca, Sputnik V, Pfizer and Jassen & Johnson	
	1 st doses	Fully vaccinated			1 st doses	Fully vaccinated
Erongo	41 479	36 833	161 966	23%	1 427	1 091
Hardap	27 015	23 396	69 121	34%	539	445
Kharas	22 193	18 642	69 786	27%	803	474
Kavango East	36 390	26 062	105 223	25%	1 255	1 002
Kavango West	26 446	19 615	57 210	34%	432	386
Khomas	99 486	87 074	362 620	24%	4 045	3 031
Kunene	26 565	21 843	72 991	30%	658	514
Ohangwena	27 810	23 726	174 546	14%	846	673
Omaheke	19 521	15 122	53 002	28%	374	270
Omusati	27 288	24 068	179 370	13%	1 000	790
Oshana	22 963	20 483	143 395	14%	1 605	1 321
Oshikoto	22 543	20 321	144 912	14%	863	740
Otjozondjupa	33 068	29 419	112 119	26%	896	651
Zambezi	7 894	7 198	73 010	10%	645	599
Total	440 661	373 802	1 779 271	21%	15 388	11 987

PUBLIC HEALTH ACTION (S)

- The COVID-19 vaccination programme is ongoing throughout the country.
- Public Health measures continue to be enforced as the situation is closely monitored.
- The government and development partners continue to prioritize the continuation of essential health services.


CHALLENGES

Slow vaccine uptake among members of the public, and circulation of anti-vaccination information.

RECOMMENDATIONS

Encourage the public to get vaccinated and strengthen community health awareness to counteract anti-vaccination information in circulation.

APPROVED



INCIDENT MANAGER
23 FEBRUARY 2022




SECRETARIAT

For enquiries, please contact
Namibia Public Health Emergency Operations Centre;

 PHFOC@mhss.gov.na

 0800 100 100

 0851 100 100