



South Sudan Ministry of Health

Integrated Disease surveillance
and response (IDSR)



World Health
Organization
South Sudan

Epidemiological Bulletin Week 04, 2022 (January 24- January 30)



- In week 4, 2022 IDSR reporting timeliness was at **83%** and completeness was at **90%** while timeliness was at **88%** and completeness was **94%** for EWARN sites
- Hepatitis E virus cases continue to be reported in Bentiu IDP settlement with, **1,869** cases and **13** deaths (CFR **0.74%**) reported since week 1, 2019
- Confirmed measles outbreak in Torit county, Eastern Equatoria state
- Suspect cases (34) reported in Doro refugee camp, Maban, Upper Nile state
- Of the **92** alerts in week 4, 2022; malaria (41), AWD (22), ARI (12), measles (1) and ABD (10) were the most frequent alerts
- **79** new confirmed cases of COVID-19 this week, making total of **16,794** confirmed cases and **137** deaths (CFR of **0.82%**) in South Sudan
- Alerts of pertussis, meningitis, yellow fever, and VHF reported and are being investigated in Cubiet, Maridi, Ikotos, and Torit counties respectively.

SURVEILLANCE PERFORMANCE



For the Integrated Disease Surveillance (IDSR)
network and Early warning alert and response
network (EWARN)



IDSR timeliness performance at State level for week 4 of 2022 & 3 of 2022

Timeliness States Ranking	States	Number of reporting sites	No. of HFs Reported on Time in WK 04	Timeliness Percentage of WK 04	No. of HFs Reported on Time in WK 03	Timeliness Percentage of WK 03
1st	Lakes	113	110	97%	113	100%
2nd	Warrap	119	113	95%	107	90%
3rd	CES	115	104	90%	93	81%
4th	WES	217	190	88%	209	96%
5th	NBGZ	114	99	87%	100	88%
6th	Jonglei	110	90	82%	68	62%
7th	EES	142	110	77%	114	80%
8th	Unity	105	76	72%	68	65%
9th	WBGZ	77	52	68%	68	88%
10th	Upper Nile	102	60	59%	64	63%
	South Sudan	1214	1004	83%	1004	83%

KEY

	<60%	Poor
	61%-79%	Fair
	80%-99%	Good
	100%	Excellent

The timeliness of IDSR reporting (supported by EWARS mobile) at health facility level in week 4, 2021 and week 3, 2021 was both 83%. 8 states were above the target of 80%

Reporting challenges: Insecurity, Internet & Accessibility issues



IDSR completeness performance at State level for week 4 of 2022 & 3 of 2022

Completeness States Ranking	States	Number of reporting sites	No. of HFs Reported regardless of time in WK 04	Completeness Percentage of WK 04	No. of HFs Reported regardless of time in WK 03	Completeness Percentage of WK 03
1st	Lakes	113	113	100%	113	100%
2nd	Warrap	119	115	97%	109	92%
3rd	NBGZ	114	110	96%	110	96%
4th	WBGZ	77	74	96%	76	99%
5th	WES	217	197	91%	209	96%
6th	CES	115	104	90%	99	86%
7th	Unity	105	90	86%	82	78%
8th	EES	142	124	87%	123	87%
9th	Jonglei	110	91	83%	83	75%
10th	Upper Nile	102	74	73%	69	68%
	South Sudan	1214	1092	90%	1073	88%

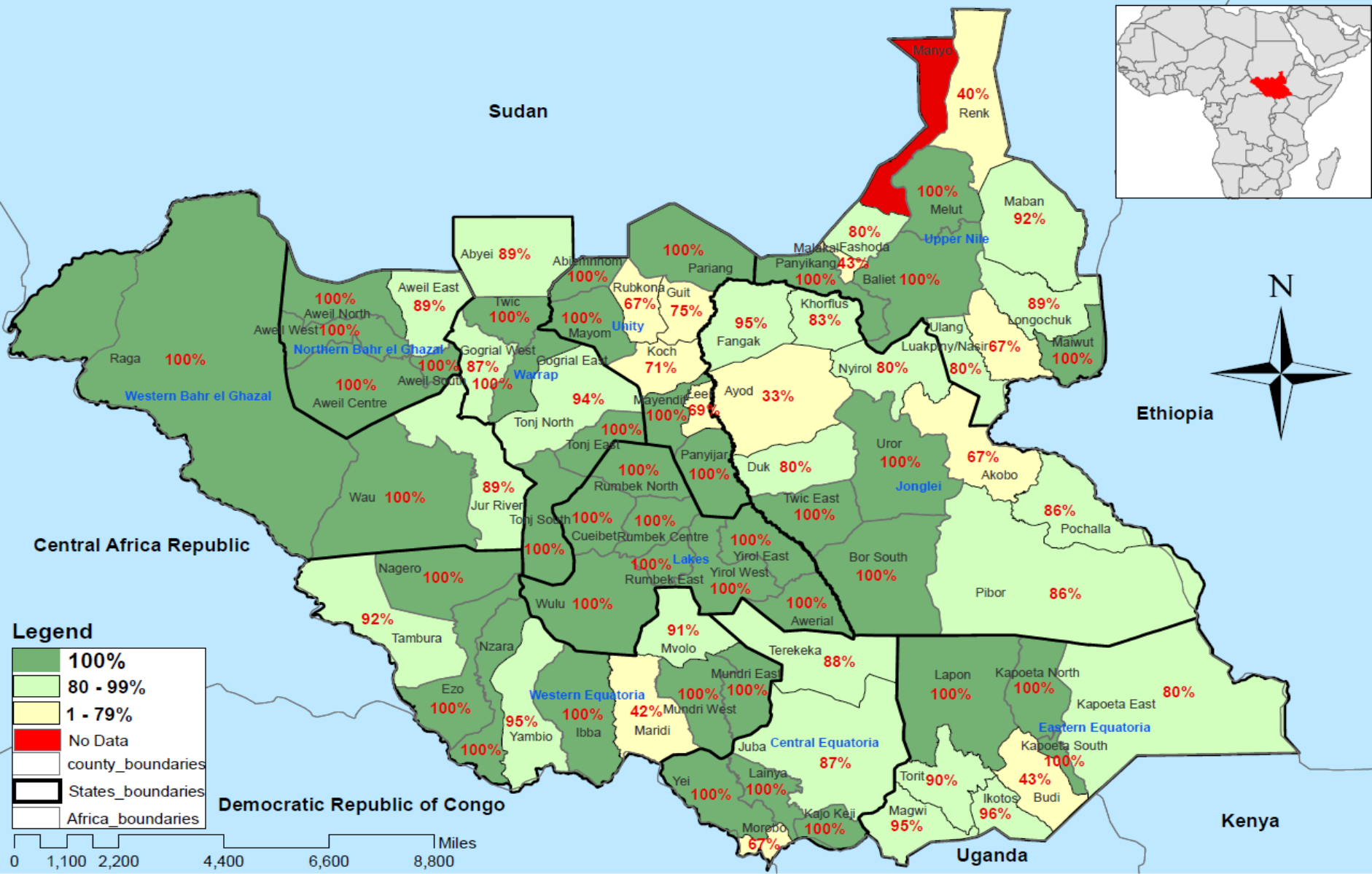
KEY

	<60%	Poor
	61%-79%	Fair
	80%-99%	Good
	100%	Excellent

The completeness of IDSR reporting (supported by EWARS mobile) at health facility level was **90%** in week 4, 2022 and **88%** in 3, 2022. 9 states were above the target of 80%

Reporting challenges: Insecurity, Internet & Accessibility issues

Map of South Sudan Showing the Completeness (reporting) by County in week 4, 2022



Disclaimer: The boundaries and names shown and the designations used on this map do not imply the expression of any opinion whatsoever on the part of the World Health Organization concerning the legal status of any country, territory, city or area or of its authorities, or concerning the delimitation of its frontiers or boundaries.



Surveillance: EWARS timeliness performance indicator by partner for week 4 of 2022 and 3 of 2022

Partner	HF's	Reporting	Performance		
PARTER	Number of reporting sites	# of reports received on Time in Week 04	Timeliness of Week 04	# of reports received on Time in Week 03	Timeliness of Week 03
UNH	2	2	100%	2	100%
Medicair	4	4	100%	4	100%
IRC	2	2	100%	2	100%
World Relief	2	2	100%	2	100%
MC	2	2	100%	2	100%
SSHCO	1	1	100%	1	100%
UNIDOR	2	2	100%	2	100%
HAA	2	2	100%	2	100%
RHS	1	1	100%	1	100%
Medair	2	2	100%	2	100%
CIDO	1	1	100%	1	100%
IOM	10	10	100%	9	90%
TRI-SS	2	2	100%	1	50%
HFO	2	2	100%	1	50%
CMD	1	1	100%	0	0%
ADA	1	1	100%	0	0%
IMC	24	22	92%	23	96%
SMC	6	5	83%	5	83%
MSF-H	4	3	75%	3	75%
MSF-E	6	4	67%	4	67%
Islamic Relief	5	1	20%	5	100%
TOTAL	82	72	88%	72	88%

Timeliness for EWARS partners supported sites were at 88% both in week 4, 2022 and week 3, 2022

Surveillance: EWARS completeness performance indicator by partner for week 4 of 2022 and 3 of 2022



Partner	HF's	Reporting	Performance		
PARTER	Number of reporting sites	# of reports received regardless of Time in Week 04	Completeness of Week 04	# of reports received regardless of Time in Week 03	Completeness of Week 03
UNH	2	2	100%	2	100%
Medicair	4	4	100%	4	100%
IRC	2	2	100%	2	100%
World Relief	2	2	100%	2	100%
MC	2	2	100%	2	100%
SSHCO	1	1	100%	1	100%
UNIDOR	2	2	100%	2	100%
HAA	2	2	100%	2	100%
IOM	10	10	100%	10	100%
Islamic Relief	5	5	100%	5	100%
MSF-H	4	4	100%	4	100%
HFO	2	2	100%	2	100%
RHS	1	1	100%	1	100%
Medair	2	2	100%	2	100%
TRI-SS	2	2	100%	1	50%
CMD	1	1	100%	0	0%
IMC	24	22	92%	23	96%
SMC	6	5	83%	5	83%
MSF-E	6	4	67%	4	67%
TOTAL	80	75	94%	74	93%

Completeness for EWARS partners supported sites was at **94%** in week 4, 2022 compared to **93%** at week 3, 2022

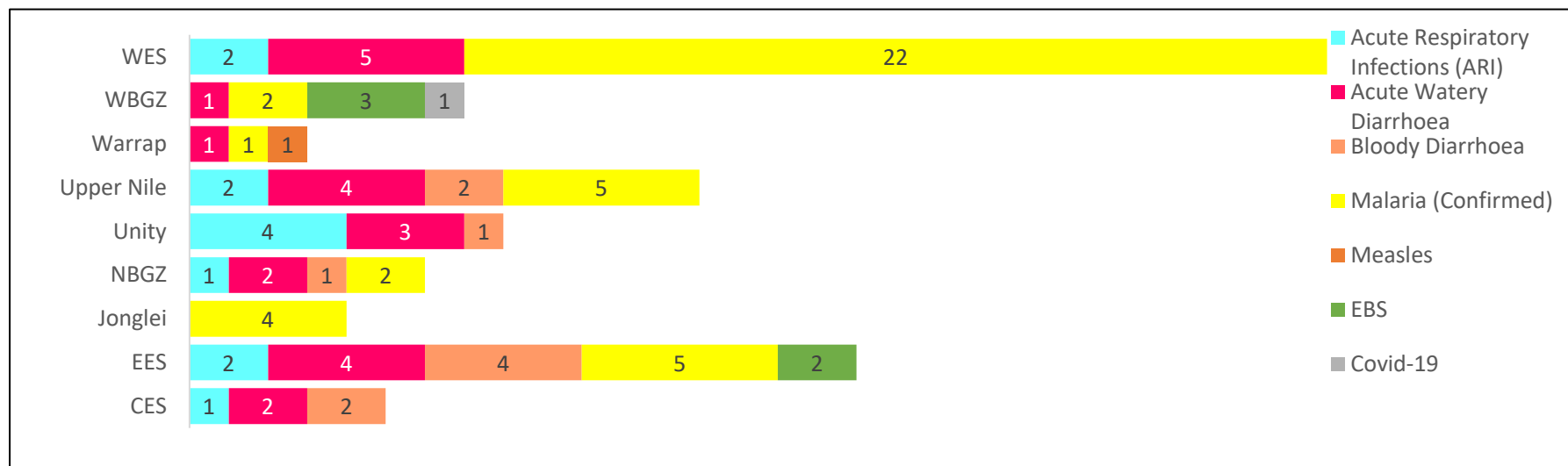
EVENT-BASED SURVEILLANCE



Alert management including detection; reporting; verification; risk assessment; & risk characterization



Alert by disease and State in week 4 of 2022



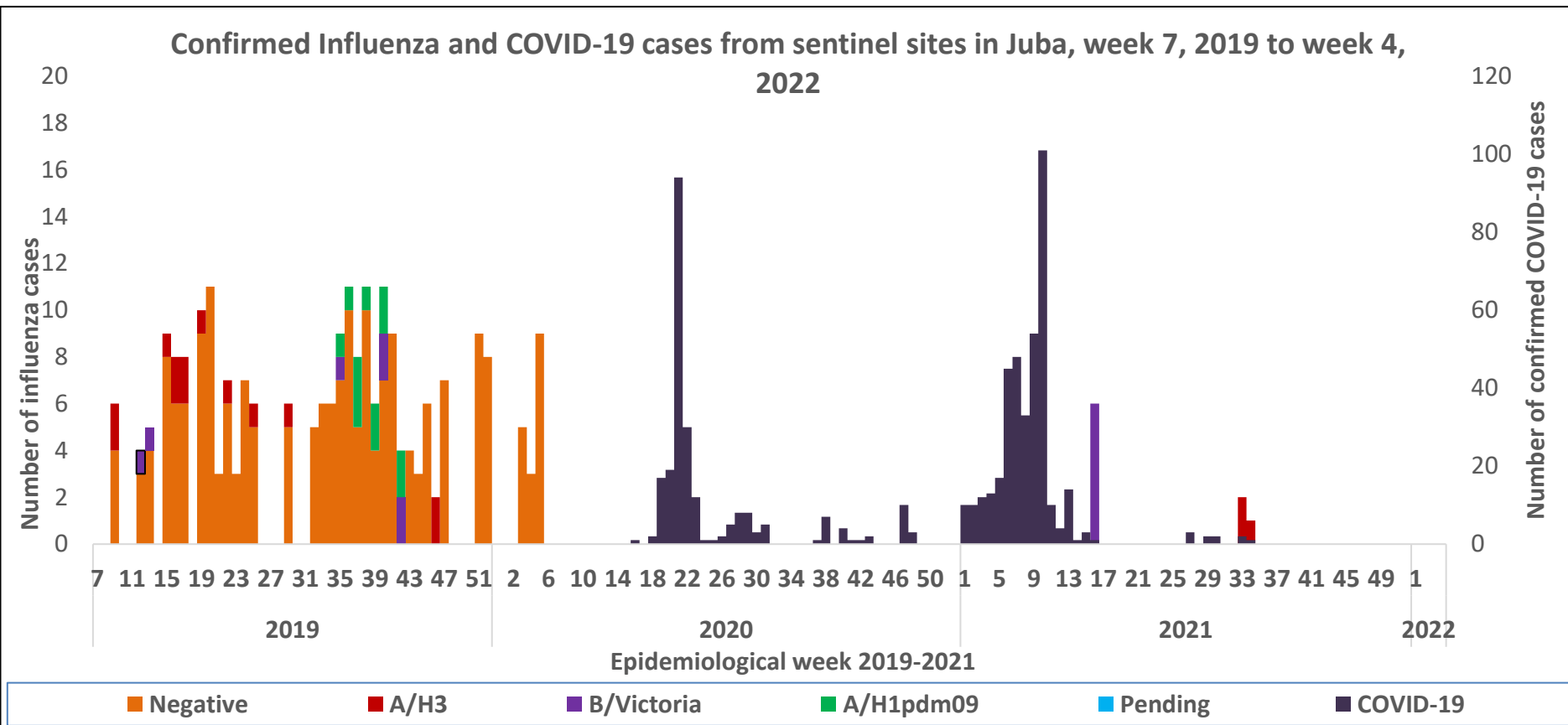
This week a total of 92 Alerts were triggered from the EWARS System:

- ❖ **1 Measles alert:** this alert was triggered from Warrap State, Gogrial West county in Kuajok Hospital. So far 27 cases were line listed; 1 positive for measles and 7 positive for Rubella while 5 were negative giving total of 13 samples tested. Surveillance is being intensified.
- ❖ **5 EBS alert:** WBGZ state triggered 3 alerts in which 1 is suspected measles (1 under 5 yrs) in Deim Zubeir PHCC and 2 AFP (4 under 5yrs) in Katta PHCU & Raja Hospital (3 and 1 respectively). EES has 4 suspected Measles (all under 5yrs) reported from Khormush PHCU, Imurok Payam in Torit County while Imatong PHCC in Ikotos County triggered an alert of suspected yellow fever of above 5 years and all of the above has samples collected.
- ❖ **22 AWD alert:** 2 samples were collected from Mangol PHCU in Gogrial East of Warrap State and Yosia PHCU in Ibba County, WES

SUSPECTED OUTBREAKS



**Major suspected outbreaks in South Sudan
in 2022**



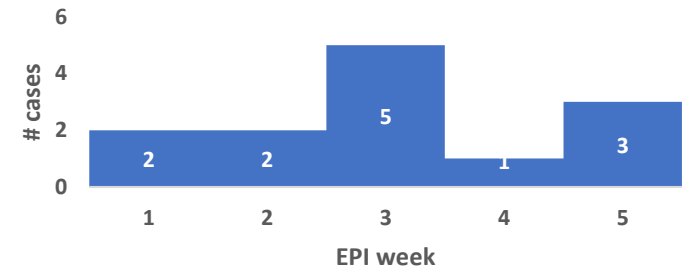
- There are currently three designated Influenza sentinel surveillance sites in Juba (Juba Teaching Hospital and Al Sabah Children’s Hospital & Juba Military Hospital) that are collecting epidemiological data and samples from ILI/SARI cases.
- By the end of wk. 52 of 2021, a total of 266 ILI/SARI samples have been collected and tested in NPHL, 257 being negative; 6(2%) positive for Influenza B (Victoria); 3 (1%) positive for Influenza A (H3) and zero(0%) positive for Influenza A (H1)pdm09.
- Since week 1-4,2022; a total of 28 ILI/SARI samples collected, all 28 samples tested negative for Influenza.



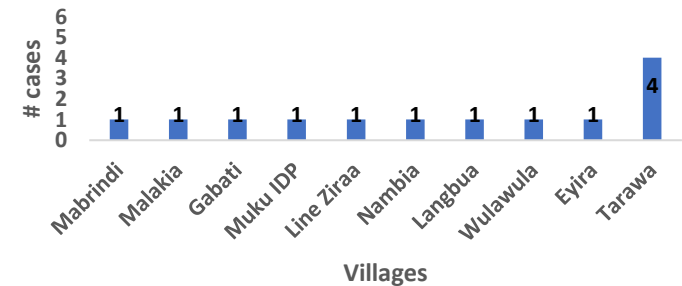
Suspect meningitis cases in Maridi, Western Equatoria State (WES)

- During week 2 of 2022, unexplained deaths following a febrile illness in Maridi were reported to the state Ministry of Health in Yambio
- Following a series of investigations by the county and state rapid response teams (RRT) at least 15 cases including 6 deaths (CFR 40%) have been reported
- The cases have been reported from 12 residential areas/ villages with most 10 (83%) of the affected areas located in Maridi town where most cases are clustered in Tarawa
- Maridi hospital reported and investigated two suspect cases on 10 Feb 2022. However, sample collection delayed and hence antibiotics were already administered by the time samples were collected. Nevertheless, arrangements are underway to ship the samples for microbiological and molecular testing
- Active surveillance is ongoing to detect and investigate suspect cases and countrywide surveillance for suspect meningitis has been enhanced

EPI Curve of Suspected Meningitis Cases in Maridi County from week 1 to week 5, 2022.



Suspected Meningitis Cases in Maridi County from week 1 to week 5, 2022.



VHF Alert in Torit, Eastern Equatoria State (EES)



- On the 15th of Jan 2022 Sunday, the female patient age 35yrs old, came from Hai Carton Torit County with clinical presentation of high fever 39.5degrees, vomiting blood, nose bleeding, sore mouth and diarrhea., dehydration
- On the 16th of Jan 2022, the SMoH and WHO received the alert from the state hospital, SRRT was activated supported by WHO EES hub and visited the hospital
- The patient had no travel history outside or inside the country. Patient is a farmer going in the bush to collect firewood and burning charcoal currently she is receiving treatment in Torit state hospital
- The health workers have been advised to use EVD precautionary measures till the laboratory results are released
- On the 19th of Jan 2022, the sample was packed in the triple packaging and sent to Juba. GeneXpert testing for Ebolavirus Zaire was negative and further differential testing yellow fever and other pathogens is underway at NPHL



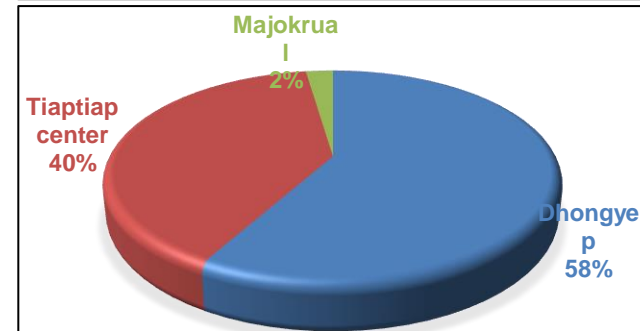
- On 29 Jan 2022, the county rapid response team investigated a suspect yellow fever case from Imatong payam in Ikotos county
- The case illness started on 17 Jan 2022 with complaints of fever, yellowing of eyes, and diarrhoea
- There were no additional suspect cases reported in the household or neighborhood
- GeneXpert testing for Ebolavirus Zaire was negative and further differential testing for yellow fever and other pathogens is underway at NPHL
- The last yellow fever outbreak in Imatong, Ikotos occurred in May 2003 with a total of 178 cases including 27 deaths (CFR 15%) being reported.

SUSPECTED PERTUSSIS IN TIAPTIAP AND NGAP PAYAMS, CUEIBET COUNTY LAKES STATE

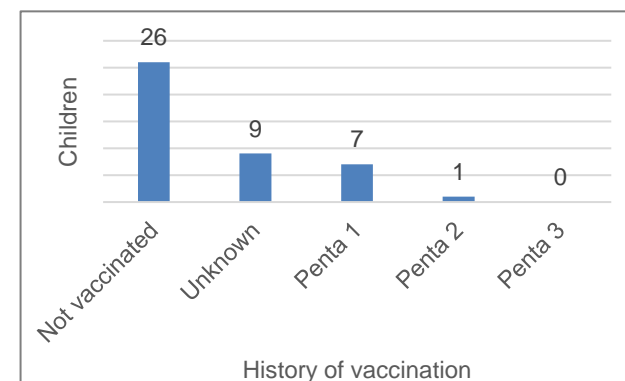


- On 31 Jan 2022, the Cueibet county surveillance officer notified the County Health department (CHD) of suspect cases of pertussis in Tiaptiap center, Tiaptiap Payam
- A series of epidemiological investigations into the event were undertaken from 1 to 4 Feb 2022
- A total of 43 suspected cases of pertussis were identified
- The cases presented with protracted paroxysmal cough, fever, and vomiting after coughing.
- The index case was a 2 yr. old male from Dhongyep village dated 10th of October 2021. Age group of 1-4 years being the most affected (58% of all cases).
- None of the cases was fully vaccinated; 22 (51.2%) cases did not receive any vaccination; 15 (34.9%) cases were partially vaccinated
- Response underway to provide treatment and prophylaxis to cases and contacts respectively and to assess and address the routine immunization gaps

Resident of suspected Pertussis Cases at Tiaptiap Payam, Cueibet County as 2nd Feb 2022



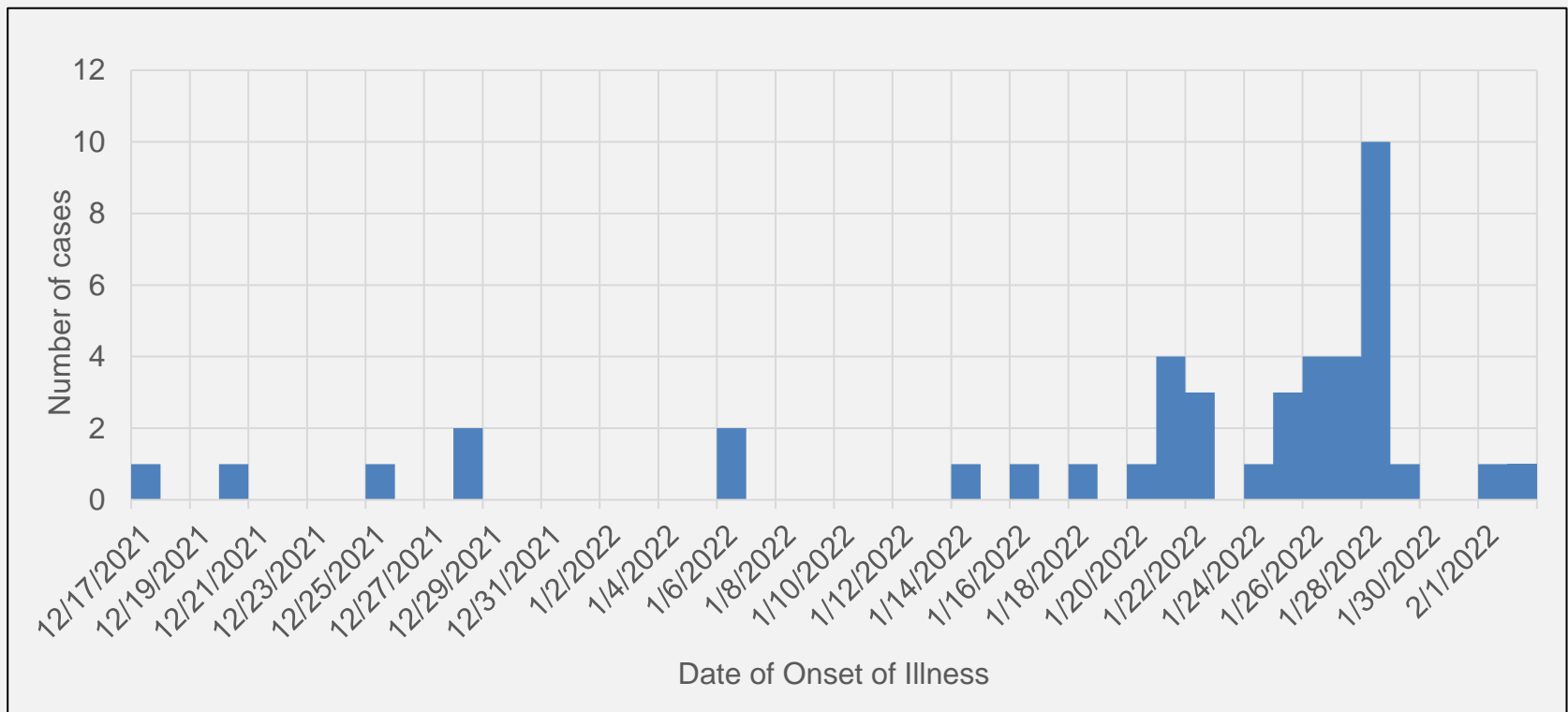
Vaccination Status of suspected Pertussis Cases at Tiaptiap Payam, Cueibet County, Lakes State as of 2nd Feb 2022





- Surveillance and active case search have been enhanced in Tiaptiap payam to identify and manage additional cases. Arrangements are underway by the CHD and implementing partner to deploy the County EPI mobile outreach team to boost up vaccination services in Tiaptiap

Suspected Pertussis Cases by date of onset of illness, as of 2nd Feb 2022, Tiaptiap Payam, Cueibet County





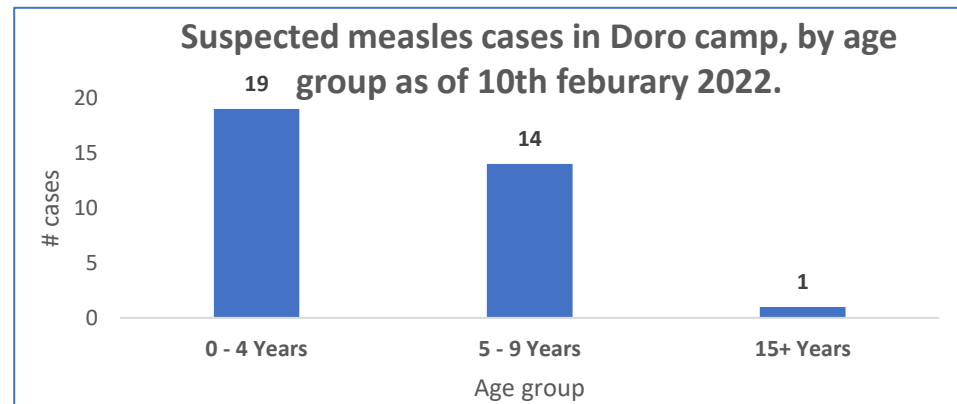
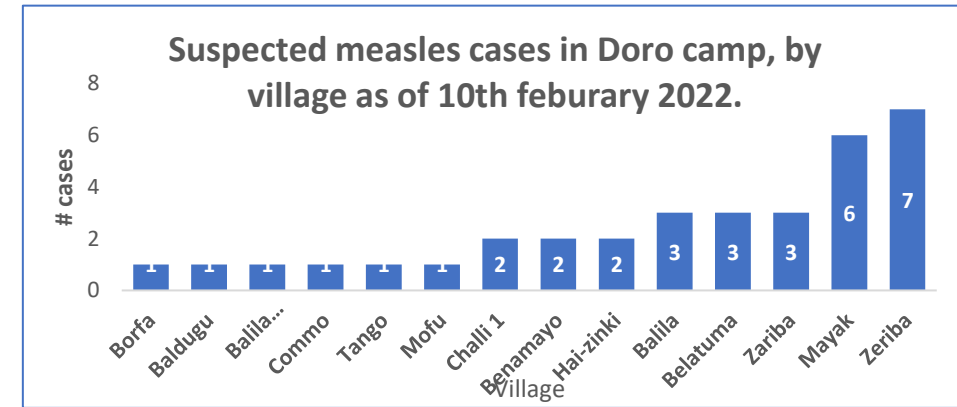
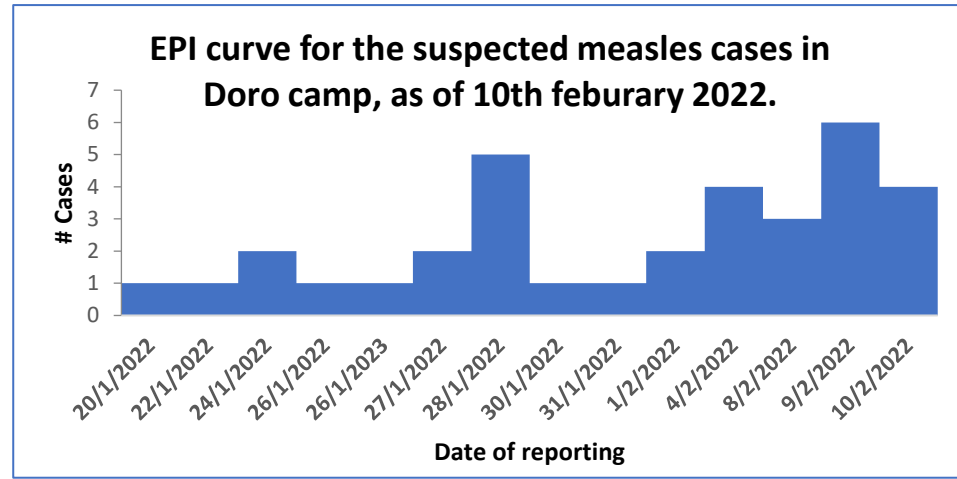
Suspected Measles Outbreak in Maban County, Doro Refugee Camp

Descriptive epidemiology

- Doro Camp- County started reporting suspect measles cases in week 1, 2022
- A total of **34** cases have been listed and **4** new cases reported in week 5, 2022
- **47%** are female and **53%** are male; and 56% of the cases are <5years
- Most affected area is Zaiba village followed by Mayak.

Response Actions

- Investigate and collect samples for laboratory testing
- SMOH, CHD and partners should continue line listing, case management, and enhance community awareness on case reporting and routine immunization



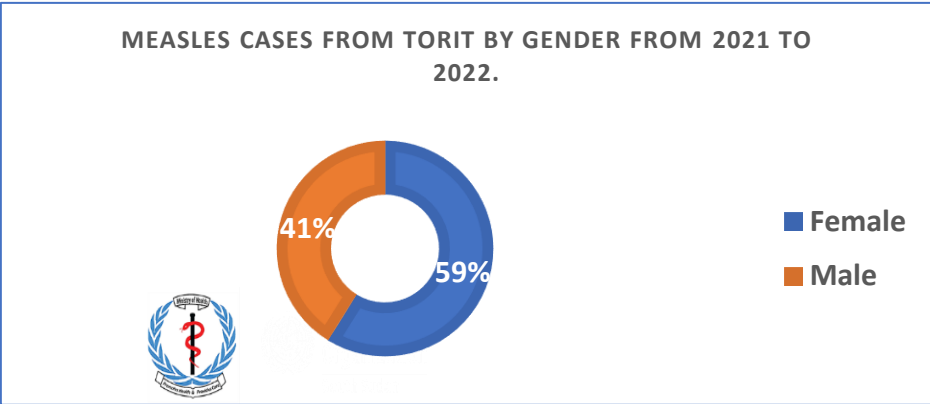
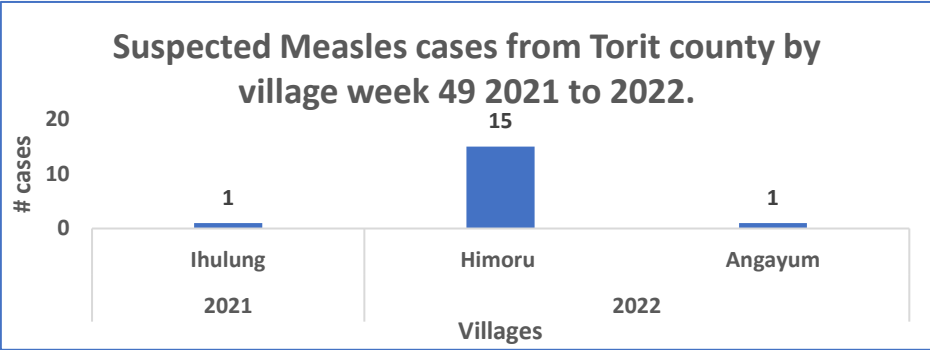
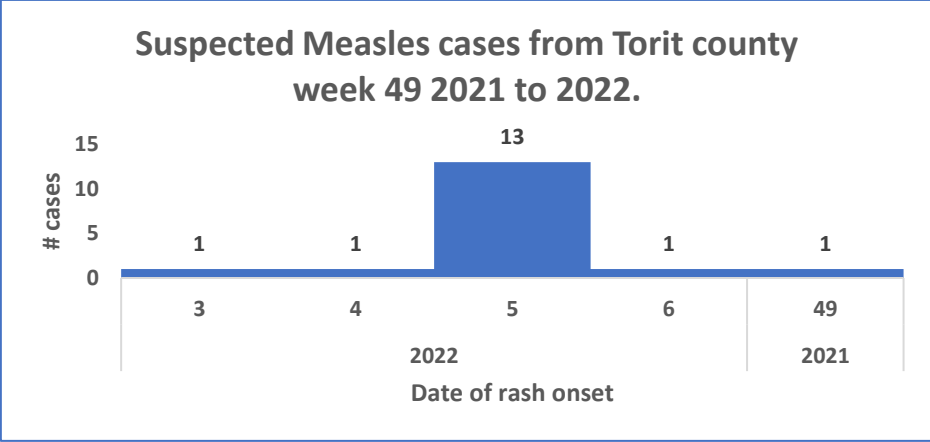
ACTIVE OUTBREAKS AND PUBLIC HEALTH EVENTS IN 2021- 2022

Brief epidemiological description and public health response for active outbreaks and public health events`

Response| Summary of major ongoing outbreaks in 2020, 2021 and 2022



Aetiological agent	Location (county)	Date first reported	New cases since last bulletin	Cumulative cases to date (attack rate %)	Interventions			
					Case management	Vaccination	Health promotion	WASH
Ongoing epidemics								
Hepatitis E	Bentiu PoC	03/01/2019	41	1,853(0.022)	Yes	No	Yes	Yes
COVID-19	35 counties	05/4/2020	79	16,794 (0.0047)	yes	yes	yes	yes

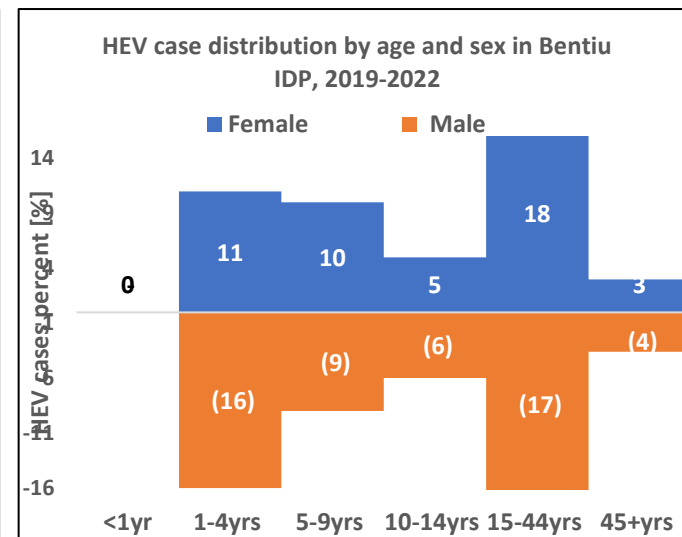
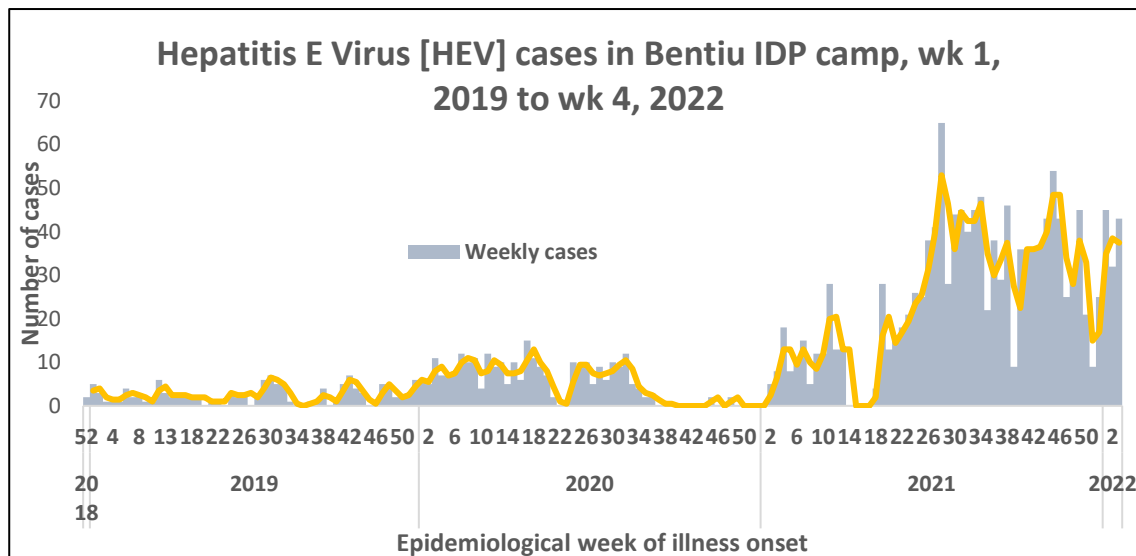


Descriptive epidemiology

- Torit County started reporting cases of measles in week 49, 2021
- A total of **17** cases have been listed
- There were **13** new cases reported in week 3, 2022
- Out of the **10** samples collected and tested; **7** were measles IgM positive and **1** sample was Rubella IgM positive
- No deaths have been reported
- Over 82% of the cases are <5 years
- **59%** cases are female and **41%** are male and the most affected area is Himoru village, Imurok payam in Torit county with 15 cases

Response Actions:

- Measles outbreak declared and taskforce activated to coordinate the response
- Microplanning for the reactive vaccination campaign is underway
- Surveillance, case management, and community sensitization are ongoing



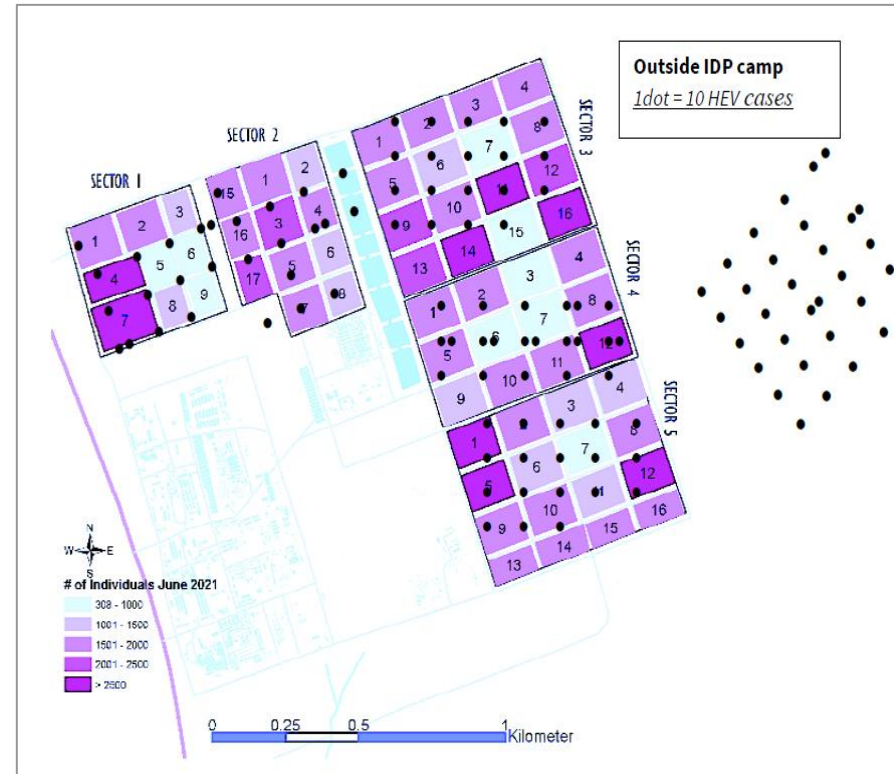
Descriptive epidemiology

- The persistent transmission of HEV in Bentiu IDP camp continues with **1,869** cases since beginning of 2019
- There were 41 new HEV cases in week 4, 2022.
- **HEV transmission has decreased from a peak of 53 cases every fortnight by week 28, 2021 to 50 cases every fortnight by week 4, 2022.**
- All the cases have been managed as outpatient cases except for seven cases who were admitted
- 13 deaths reported in 2019, 2020 and 2021 (**CFR 0.74%**)
- 47% are female and 53% are male. Within the IDP camp, the sector specific attack rates for HEV disease for the period week 4, 2022 are highest in sectors 3 and 5.



Ongoing Response

- Following the completion of the multi-cluster HEV response strategy, resources have been secured to optimize the response and interrupt transmission.
- The HEV vaccination microplanning has been completed with an estimated 27,000 individuals aged 16-40 years (incl. pregnant women) targeted in Bentiu IDP camp.
- However, the HEV vaccination has been put on hold until the current response to the new flood displaced populations is optimized
- There is a surge in Bentiu IDP population due to flood displacements in recent weeks that is straining the existing WASH facilities and resources.



Oral Cholera Vaccination (OCV) in Unity State; Rubkona and Bentiu IDPs Camp, Round One

- Launch of the OCV Campaign was on 25 January 2022 with 50 Stakeholders attending due to Covid - 19 restrictions
- The campaign targeted **202,627** people (1 yr. and above including pregnant women) for 7 days
- 351 staff were trained to support the OCV campaign as vaccinators, social mobilizers, team supervisors and coordinators
- Campaign concluded on 31st January with 173,170 (85%) people aged 1 year and above being vaccinated
- Plans for the second round to kick off after the vaccines arrive on the 19th Feb 2022

Figure 2: Distribution of Vaccinated people by age and sex Rubkona county, 25-31 January 2022 (N=173,170)

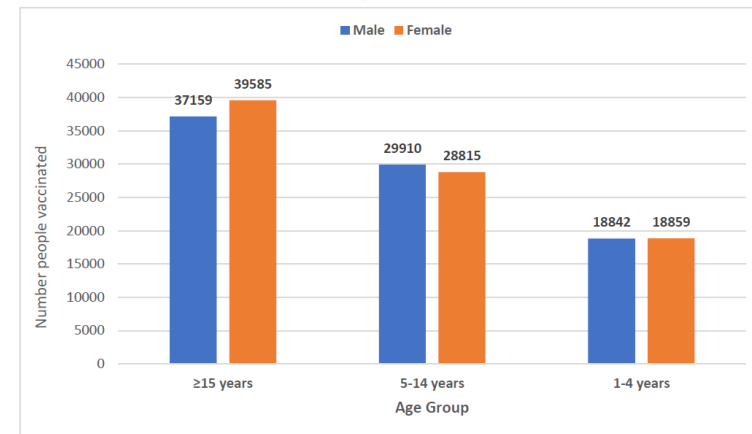
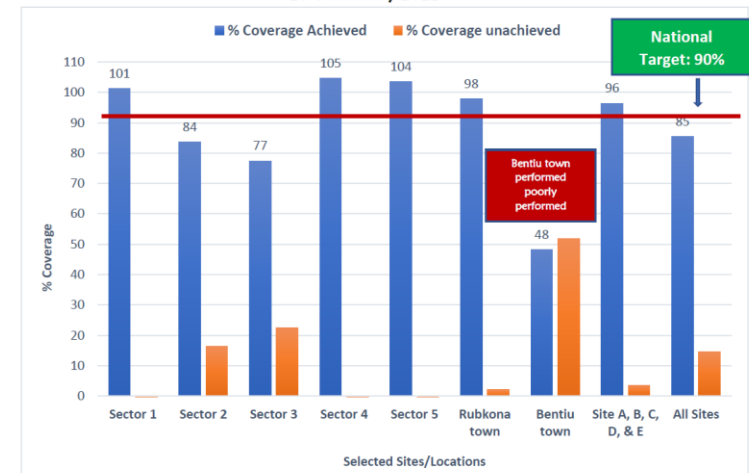


Figure 5: % Coverage per Geographical Location, Rubkona County, Unity State 25-31 January 2022




Response | Summary of major controlled outbreaks in 2020 and 2021



Aetiological agent	Location (county)	Date first reported	New cases since last bulletin	Cumulative cases to date (attack rate %)	Interventions			
					Case management	Vaccination	Health promotion	WASH
Controlled epidemics								
Measles	Pibor	27/1/2020	NR	355 (0.0028)	Yes	Yes	Yes	Yes
Measles	Wau	5/1/2020	NR	39 (0.051)	Yes	Yes	Yes	Yes
Measles	Ibba	25/1/2020	0	55 (0.36)	Yes	Yes	Yes	Yes
Rubella	Tambura	11/1/2021	0	23 (0.13)	Yes	No	Yes	Yes
Rubella	Nagero	01/03/ 20201	0	5 (0.25)	Yes	No	Yes	Yes
cVDPV2	25 counties	11/06/2020 18/09/2020	NA	59	Yes	Yes	Yes	Yes

COVID-19 UPDATES

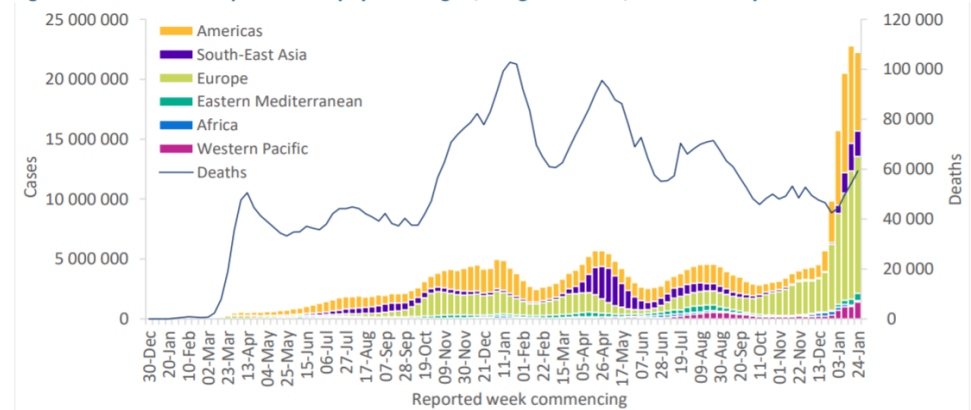


Situation update as of 1st February 2022

- **Globally, 1st February 2022**, there have been **370 572 213 confirmed cases** of COVID-19, including **5 649 390 deaths**, reported to WHO. As of **28th January 2021**, a total of **9,854,237,363 vaccine doses** have been administered.

- **In Africa, as of 1st February**, there have been **8 059 088 confirmed cases** of COVID-19, including **164 002 deaths** reported to WHO

Figure 1. COVID-19 cases reported weekly by WHO Region, and global deaths, as of 30 January 2022**



WHO: <https://www.who.int/health-topics/coronavirus>



- 16,794 confirmed cases with 137 deaths, 13,077 recoveries, and 3,580 active cases, 0.82% case fatality rate (CFR)
- 79 new confirmed cases during the week with pre-travel screening (48.1%) and alerts (40.5%) accounting for majority of the cases . 467 imported cases (7 new cases this week) mostly from South Sudanese returnees (292), Uganda (55), and Kenya (20)
- Average positivity yield is 1.8% this week compared to 3.6% in Week 3 (fourth consecutive week of observed decrease in positivity rate)
- 32 alerts and suspected cases tested positive for COVID-19 this week . Cumulatively, 3,503 alerts have been reported, 3,372 (96.3%) were verified, and 3,289 (97.5%) sampled
- The Omicron [B.1.1.529]) predominates the last batch of samples sequenced at Uganda Virus Research Institute ; 79.6% of cases detected in Juba compared to 20.4% outside of Juba
- 930,070 vaccine doses received to-date. The latest batch of 108,000 J&J vaccines was received on 30 December 2021; Vaccination is currently ongoing for the J&J vaccine in 74 counties and 382 health facilities; 344,502 doses administered as of 1 February 2022 (249,958 fully vaccinated (44,004 with two AZ doses, 205,954 with single dose of J&J))



**OVERALL
CONCLUSIONS AND
RECOMMENDATIONS**

Conclusions

- The overall performance of IDSR and EWARNS reporting sites in week 4, 2022 is below the target of 80%
- **16,794** confirmed COVID-19 cases (case fatality rate of **0.82%**) **137** deaths
- HEV transmission has decreased from a peak of 53 cases every fortnight by week 28, 2021 to 50 cases every fortnight by week 4, 2022
- Confirmed measles outbreak in Torit county as 7 out of the 10 samples sent in February testing measles IgM positive
- Suspect measles outbreak in Doro refugee camp, Maban county
- Alerts of pertussis, meningitis, yellow fever, and VHF reported and are being investigated respectively in Cubiet, Maridi, Ikotos, and Torit

Recommendations

- Partners should continue supporting County Health Departments (CHD) & State Ministries of Health on timely IDSR/EWARN reporting
- Health facilities should conduct initial investigation on suspected epidemic prone diseases and collect samples
- Implement the multicluster HEV response strategy in Bentiu IDP camp and initiate the HEV vaccination campaign as soon as the OCV campaign is completed
- Enhance COVID-19 surveillance, investigate ARI/ILI/SARI cases, and optimize SARS-COV2 Ag-RDT use.
- Implement the accelerated COVID-19 vaccine absorption plan to attain 70% coverage by July 2022
- Conduct reactive measles vaccination campaign in Torit county and mobilize communities countrywide to enhance routine immunization

IDSR timeliness & completeness performance at county level for week 04 and 03 of 2022 (1)



STATE	COUNTY	Number of reporting sites	No. of HFs Reported on Time in WK 04	Timeliness Percentage of WK 04	No. of HFs Reported regardless of time in WK 04	Completeness Percentage of WK 04	No. of HFs Reported regardless of time in WK 03	Completeness Percentage of WK 03
Lakes	Rumbek North	7	7	100%	7	100%	7	100%
Lakes	Wulu	14	14	100%	14	100%	14	100%
Lakes	Awerial	7	7	100%	7	100%	7	100%
Lakes	Rumbek Centre	23	23	100%	23	100%	23	100%
Lakes	Yirol West	12	12	100%	12	100%	12	100%
Lakes	Yirol East	11	11	100%	11	100%	11	100%
NBGZ	Aweil North	25	25	100%	25	100%	25	100%
NBGZ	Aweil Centre	15	15	100%	15	100%	15	100%
CES	Kajo Keji	17	16	94%	16	94%	14	82%
CES	Yei	17	16	94%	16	94%	16	94%
WBGZ	Wau	31	28	90%	31	100%	31	100%
Lakes	Cueibet	15	14	93%	15	100%	15	100%
Lakes	Rumbek East	24	22	92%	24	100%	24	100%
NBGZ	Aweil South	11	10	91%	11	100%	11	100%
CES	Lainya	16	14	88%	14	88%	14	88%
CES	Juba	46	40	87%	40	87%	36	78%
NBGZ	Aweil West	27	23	85%	27	100%	27	100%
CES	Morobo	5	4	80%	4	80%	4	80%
NBGZ	Aweil East	37	26	70%	32	86%	32	86%
CES	Terekeka	20	14	70%	14	70%	15	75%
WBGZ	Jur River	35	22	63%	31	89%	35	100%
WBGZ	Raja	15	2	13%	11	73%	10	67%

STATE	COUNTY	Number of reporting sites	No. of HFs Reported on Time in WK 04	Timeliness Percentage of WK 04	No. of HFs Reported regardless of time in 04	Completeness Percentage of WK 04	No. of HFs Reported regardless of time in WK 03	Completeness Percentage of WK 03
WES	Ezo	31	31	100%	31	100%	27	87%
Unity	Abiemnhom	4	4	100%	4	100%	4	100%
Unity	Mayom	13	13	100%	13	100%	13	100%
Unity	Pariang	11	11	100%	11	100%	10	91%
WES	Nzara	20	20	100%	20	100%	20	100%
WES	Nagero	10	10	100%	10	100%	10	100%
WES	Mundri West	21	21	100%	21	100%	21	100%
WES	Ibba	11	11	100%	11	100%	11	100%
WES	Mundri East	19	19	100%	19	100%	19	100%
WES	Yambio	42	40	95%	40	95%	41	98%
WES	Mvolo	11	10	91%	10	91%	11	100%
WES	Tambura	28	24	86%	24	86%	24	86%
Unity	Leer	11	9	82%	9	82%	9	82%
Unity	Guit	7	5	71%	6	86%	6	86%
Unity	Rubkona	20	13	65%	14	70%	13	65%
Unity	Panyijjar	16	10	63%	16	100%	13	81%
Unity	Mayendit	12	7	58%	12	100%	9	75%
Unity	Koch	7	4	57%	5	71%	5	71%
WES	Maridi	26	4	15%	11	42%	25	96%



IDSR timeliness & completeness performance at county level for week 03 and 02 of 2022 (1)

STATE	COUNTY	Number of reporting sites	No. of HF's Reported on Time in WK 04	Timeliness Percentage of WK 04	No. of HF's Reported regardless of time in WK 04	Completeness Percentage of WK 04	No. of HF's Reported regardless of time in WK 03	Completeness Percentage of WK 03
EES	Lopa Lafon	18	18	100%	18	100%	18	100%
EES	Kapoeta South	10	10	100%	10	100%	10	100%
Jonglei	Fangak	19	18	95%	18	95%	10	53%
EES	Torit	20	18	90%	18	90%	20	100%
EES	Magwi	22	19	86%	20	91%	19	86%
Jonglei	Pochalla	7	6	86%	6	86%	7	100%
EES	Ikotos	27	23	85%	26	96%	25	93%
Jonglei	Nyirrol	10	8	80%	8	80%	10	100%
Jonglei	Duk	15	12	80%	12	80%	14	93%
Jonglei	Twic East	11	8	73%	8	73%	7	64%
Jonglei	Pibor	9	6	67%	6	67%	6	67%
EES	Kapoeta East	12	8	67%	8	67%	8	67%
Jonglei	Bor	35	21	60%	21	60%	21	60%
EES	Budi	21	9	43%	9	43%	14	67%
Jonglei	Canal Pigi	12	5	42%	5	42%	4	33%
EES	Kapoeta North	16	5	31%	15	94%	9	56%
Jonglei	Ayod	15	4	27%	4	27%	1	7%
Jonglei	Akobo	8	2	25%	2	25%	2	25%
Jonglei	Uror	8	0	0%	1	13%	1	13%

STATE	COUNTY	Number of reporting sites	No. of HF's Reported on Time in WK 04	Timeliness Percentage of WK 04	No. of HF's Reported regardless of time in WK 04	Completeness Percentage of WK 04	No. of HF's Reported regardless of time in WK 03	Completeness Percentage of WK 03
Warrap	Gogrial East	15	15	100%	15	100%	15	100%
Warrap	Tonj East	12	12	100%	12	100%	11	92%
Warrap	Tonj South	12	12	100%	12	100%	12	100%
Upper Nile	Baliet	4	4	100%	4	100%	3	75%
Upper Nile	Panyikang	3	3	100%	3	100%	3	100%
Upper Nile	Akoka	5	5	100%	5	100%	5	100%
Warrap	Twic	26	25	96%	25	96%	19	73%
Warrap	Tonj North	17	16	94%	16	94%	16	94%
Warrap	Gogrial West	31	26	84%	27	87%	30	97%
Upper Nile	Maiwut	5	4	80%	5	100%	1	20%
Warrap	Abyei	9	7	78%	8	89%	6	67%
Upper Nile	Melut	8	6	75%	6	75%	3	38%
Upper Nile	Maban	17	12	71%	12	71%	12	71%
Upper Nile	Longchuk	9	5	56%	8	89%	9	100%
Upper Nile	Fashoda	16	7	44%	8	50%	9	56%
Upper Nile	Ulang	14	6	43%	8	57%	7	50%
Upper Nile	Makal	7	3	43%	3	43%	5	71%
Upper Nile	Luakpiny Nasir	12	5	42%	8	67%	8	67%
Upper Nile	Renk	11	0	0%	4	36%	0	0%
Upper Nile	Manyo	10	0	0%	0	0%	4	40%

Thanks to the State Surveillance Officers, County Surveillance Officers and Health Facility in-charges for sharing the weekly IDSR data

Thanks to all partners for supporting IDSR weekly reporting and sharing the line lists

To access the IDSR bulletins for 2021 use the link below:

<https://www.afro.who.int/publications/south-sudan-weekly-disease-surveillance-bulletin-2021>

**This bulletin is produced by the
Ministry of Health with Technical
support from WHO**

For more help and support,
please contact:

Dr. John Rumunu

Director General Preventive Health
Services

Ministry of Health

Republic of South Sudan

Telephone: +211924767490

Email: ori.moiga@gmail.com

IDSR Bulletin Editorial Team

1. Mr. Ajak Ater, MoH - Email: ajakater014@gmail.com
2. Mrs. Sheila Baya, WHO - Email: bayas@who.int
3. Mr. Robert Lasu Martin, WHO - Email: lasur@who.int
4. Mrs. Rose Dagama, WHO - Email: dagamaa@who.int
5. Dr. Abraham Adut, WHO - Email: abenegoa@who.int
6. Dr. Alice Igale Lado, WHO - Email: ladua@who.int
7. Dr. Joseph Wamala, WHO - Email: wamalaj@who.int
8. Dr. Argata Guracha Guyo, WHO - Email: guyo@who.int

Notes

WHO and the Ministry of Health gratefully acknowledge the surveillance officers [at state, county, and health facility levels], health cluster and health pooled fund (HPF) partners who have reported the data used in this bulletin. We would also like to thank ECHO and USAID for providing financial support.

The data has been collected with support from the EWARS project. This is an initiative to strengthen early warning, alert and response in emergencies. It includes an online, desktop and mobile application that can be rapidly configured and deployed in the field. It is designed with frontline users in mind, and built to work in difficult and remote operating environments. This bulletin has been automatically published from the EWARS application.

More information can be found at <http://ewars-project.org>

