



NAMIBIA COVID-19 SITUATION REPORT NO. 747

Outbreak Name	COVID-19 outbreak	Country affected	Namibia
Date & Time	05.04 2022 17h00	Investigation start Date	13 March 2020
Prepared by	Surveillance Team		

HIGHLIGHTS/SITUATION UPDATE (05/04/2022)

CUMULATIVE

Tested 988 005

Confirmed 157 806

Active 234

Recovered 155 645

Vaccinated

1st doses 462 492 2nd doses 263 731 3rd doses 45 502

Deaths 4 020

TOTAL TODAY

Tested 823

Confirmed 30

Active 234

Recovered 5

Vaccinated

1st doses 1 727 2nd doses 735 3rd doses 548

Deaths 0

- A total of **157 806** cases have been recorded to-date, representing **6%** of the total population (**2 550 226**).
- More female cases **83 706 (53%)** have been recorded.
- Of the total confirmed cases, **5 333 (3%)** are Health Workers, with no new confirmation today.
 - 4 513 (85%) State; 812 (15%) Private, 8 (0.2%) Non-Governmental Organizations.
 - 5 323 (100%) recoveries and 25 (0.5%) deaths.
- The recovery rate now stands at **99%**.
- Khomas and Erongo regions reported the highest number of cases with **51 225 (32%)** and **22 728 (14%)** respectively.
- Of the total fatalities **3 690 (92%)** are COVID-19 deaths while **330 (8%)** are COVID-19 related deaths.
- The case fatality rate now stands at **2.5%**.

Table 1: Distribution of confirmed COVID-19 cases by region, 05 April 2022

Region	New cases	New re-infections	Cumulative re-infections	Cumulative New cases	Active cases	Recoveries	Cumulative Deaths	Cumulative deaths with co-morbidities	Non-COVID deaths	Health Workers
Erongo	7	0	361	22 728	32	22 626	426	353	5	493
Hardap	0	0	67	8 391	0	8 193	265	168	0	160
Kharas	1	0	187	9 953	5	9 974	161	138	0	295
Kavango East	0	0	50	6 362	0	6 182	228	132	2	286
Kavango West	0	0	4	842	0	823	23	21	0	48
Khomas	13	3	904	51 225	122	51 105	901	705	1	1 821
Kunene	0	0	53	4 999	0	4 898	154	108	0	151
Oshana	5	0	42	6 083	22	5 896	205	124	2	221
Omaheke	0	0	61	5 194	5	4 958	291	205	1	143
Omusati	0	0	42	7 590	0	7 289	343	211	0	266
Oshana	1	0	92	10 637	26	10 307	395	244	1	607
Oshikoto	0	0	58	7 980	2	7 824	209	160	2	367
Otjozondjupa	3	0	163	12 243	9	12 112	284	194	1	344
Zambezi	0	0	24	3 579	11	3 458	135	77	0	128
Total	30	3	2 108	157 806	234	155 645	4 020	2 840	15	5 333

EPIDEMIOLOGICAL SITUATION IN NAMIBA

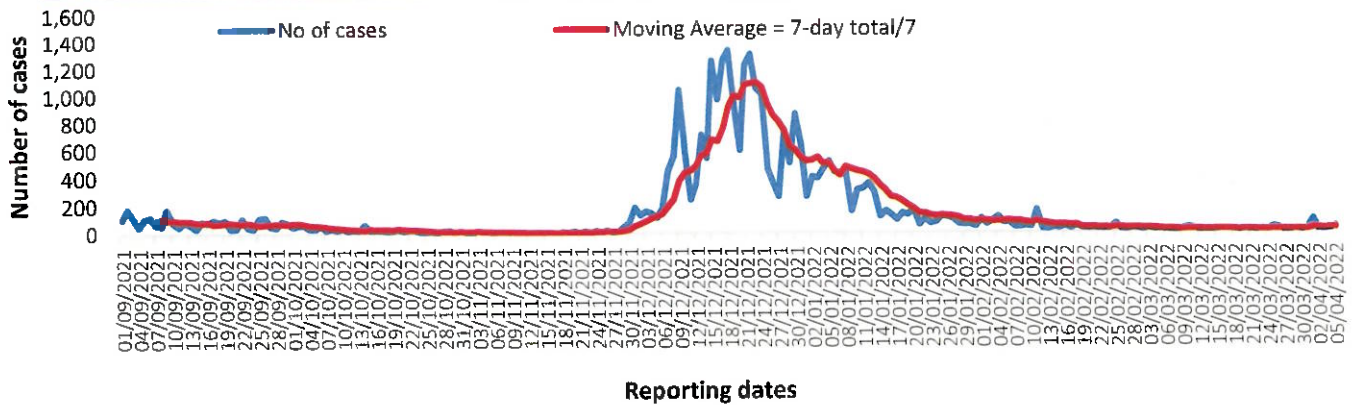
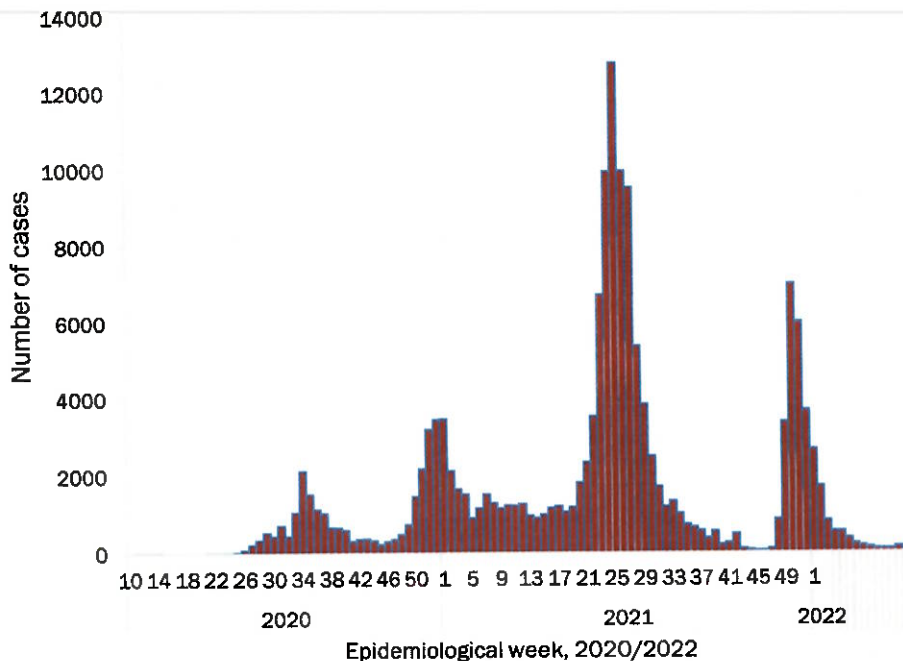


Figure 2: The 7 days moving average line chart for confirmed COVID-19 cases, 05 April 2022



- The highest peak of **12 787 (8%)** cases was recorded during week 25 of 2021 (Figure 3).
- The country has started seeing a gradual reduction in the average number of confirmed cases from 1424 to 29 from epi-week 26 to 40 of 2021.
- Another peak of **7005** cases was recorded in week 50 of 2021
- The number of cases have decreased in the last seven weeks as seen in the graph.

- The National Call Center continues operations for 24 hours daily.
- Today (05/04/2022), **264** calls were answered.

Figure 3: Epi-curve for confirmed COVID-19 case, 05 April 2022

Table 4: Number of people in quarantine 05 April 2022

Region	Newly quarantined 24 hours	Cumulative number	Number discharged	Number in quarantine now
Erongo	0	7 333	7 300	33
Hardap	0	3 263	3 263	0
Kavango (East and West)	0	1 686	1 673	13
Khomas	0	3 767	3 767	0
Kharas	0	10 000	10 000	0
Kunene	0	6 493	6 493	0
Ohangwena	0	924	924	0
Omaheke	0	19 985	19 974	11
Omusati	0	4 006	4 000	6
Oshana	0	400	400	0
Oshikoto	33	28 058	28 019	39
Otjozondjupa	0	1 932	1 932	0
Zambezi	0	2 184	2 148	36
Total	33	90 031	89 893	138

- Since March 2020, **90 031** people have been placed into quarantine around the country.
- A total of **138** people are currently in quarantine, with **33** new admissions.

Table 6: Summary of COVID-19 vaccine 3rd doses administered, 05 April 2022

Region	Cumulative no. of persons vaccinated			
	Sinopharm	AstraZeneca	Pfizer	Booster Doses J&J
Erongo	16 268	13 245	3 052	10 718
Hardap	13 051	5 734	1 014	7 947
Kharas	10 607	4 616	359	7 229
Kavango East	11 736	7 539	320	14 347
Kavango West	7 133	4 906	425	11 976
Khomas	42 458	29 631	5 564	23 605
Kunene	11 902	5 475	683	9 255
Ohangwena	16 210	5 339	26	7 109
Omaheke	10 215	5 400	904	6 154
Omusati	13 945	7 274	509	6 108
Oshana	12 831	4 808	613	5 503
Oshikoto	12 302	3 736	249	6 690
Otjozondjupa	12 650	8 592	1 004	11 996
Zambezi	3 721	940	114	3 899
Total	195 029	107235	14 836	132 536

Table 5: Summary of COVID-19 vaccine doses administered, 05 April 2022

Region	Cumulative no. of persons vaccinated with doses of Sinopharm, AstraZeneca, Sputnik V, Pfizer and Jassen & Johnson		Targeted Population	Vaccination Coverage (%)	Cumulative no. of Healthcare Workers vaccinated with doses of Sinopharm, AstraZeneca, Sputnik V, Pfizer and Jassen & Johnson	
	1 st doses	Fully vaccinated			1 st doses	Fully vaccinated
Erongo	42 050	37 493	161 966	23%	1 432	1 095
Hardap	27 989	24 282	69 121	35%	541	447
Kharas	23 132	19 604	69 786	28%	815	491
Kavango East	40 138	29 708	105 223	28%	1 264	1 011
Kavango West	29 388	22 625	57 210	38%	434	388
Khomas	101 521	89 283	362 620	25%	4 065	3 055
Kunene	27 412	22 676	72 991	31%	683	531
Ohangwena	30 477	24 955	174 546	14%	858	689
Omaheke	23 030	20 797	53 002	39%	382	272
Omusati	27 850	24 621	179 370	14%	1 000	790
Oshana	23 748	21 209	143 395	15%	1 619	1 339
Oshikoto	23 113	20 721	144 912	14%	881	770
Otjozondjupa	33 999	30 339	112 119	27%	911	666
Zambezi	8 645	7 954	73 010	11%	662	614
Total	462 492	396 267	1 779 271	22%	15 547	12 158

PUBLIC HEALTH ACTION (S)

- The COVID-19 vaccination programme is ongoing throughout the country.
- Public Health measures continue to be enforced as the situation is closely monitored.
- The government and development partners continue to prioritize the continuation of essential health services.


CHALLENGES

Slow vaccine uptake among members of the public, and circulation of anti-vaccination information.

RECOMMENDATIONS

Encourage the public to get vaccinated and strengthen community health awareness to counteract anti-vaccination information in circulation.

APPROVED





INCIDENT MANAGER
05 APRIL 2022




SECRETARIAT

For enquiries, please contact
Namibia Public Health Emergency Operations Centre;

 PHEOC@mhss.gov.na

 0800 100 100

 0851 100 100 Operations Centre