



NAMIBIA COVID-19 SITUATION REPORT NO. 561

Outbreak Name	COVID-19 outbreak	Country affected	Namibia
Date & Time	30 September 2021 17h00	Investigation start Date	13 March 2020
Prepared by	Surveillance Team		

HIGHLIGHTS/SITUATION UPDATE (30/09/2021)

CUMULATIVE

Tested 707 489

Confirmed 127 756

Active 1 137

Recoveries 123 092

Vaccinated  
1<sup>st</sup> doses 272 077 2<sup>nd</sup> doses 174 454

Deaths 3 515

TOTAL TODAY

Tested 1 986

Confirmed 76

Active 1 137

Recoveries 88

Vaccinated  
1<sup>st</sup> doses 2 862 2<sup>nd</sup> doses 1 748

Deaths 1

- A total of **127 756** cases have been recorded to-date, representing **5%** of the total population (**2 550 226**).
- More female cases **67 978 (53%)** have been recorded.
- Of the total confirmed cases, **4 330 (3%)** are Health Workers, with **3** new confirmation today.
  - 3 611 (83%) State; 711 (16%) Private, 8 (0.2%) Non-Governmental Organizations.
  - 4 303 (99%) recoveries and 25 (0.6%) deaths.
- The recovery rate now stands at **96%**.
- Khomas and Erongo regions reported the highest number of cases with **41 583 (33%)** and **18 267 (14%)** respectively.
- Of the total fatalities, **3 227 (92%)** are COVID-19 deaths while **288 (8%)** are COVID-19 related deaths. The case fatality rate now stands at **2.8%**.

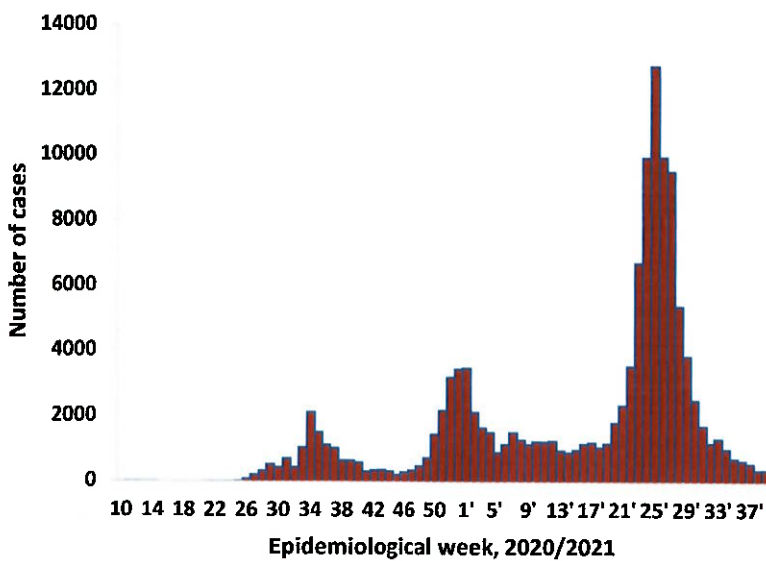
Table 1: Distribution of confirmed COVID-19 cases by region, 30 September 2021

Region	Total cases daily	Total No. of cases	Active cases	Recoveries	Cumulative Deaths	Cumulative deaths with co-morbidities	Non-COVID deaths	Health Workers
Erongo	7	18 267	54	17 798	410	340	5	417
Hardap	13	7 543	91	7 194	258	161	0	128
Kharas	4	7 805	109	7 549	147	127	0	239
Kavango East	1	5 491	12	5 283	195	117	1	246
Kavango West	0	639	10	611	18	16	0	38
Khomas	5	41 583	411	40 313	858	671	1	1 491
Kunene	3	3 711	54	3 538	119	87	0	97
Ohangwena	22	4 918	194	4 575	147	92	2	161
Omaheke	1	3 982	4	3 727	251	173	0	122
Omusati	10	5 643	37	5 380	226	136	0	180
Oshana	4	9 056	105	8 622	328	195	1	523
Oshikoto	1	6 734	37	6 522	173	138	2	319
Otjozondjupa	2	9 401	8	9 123	270	185	0	263
Zambezi	3	2 983	11	2 857	115	66	0	106
<b>Total</b>	<b>76</b>	<b>127 756</b>	<b>1 137</b>	<b>123 092</b>	<b>3 515</b>	<b>2 504</b>	<b>12</b>	<b>4 330</b>

## EPIDEMIOLOGICAL SITUATION IN NAMIBIA

**Table 2: The current distribution for hospitalization of confirmed cases by region, 30 September 2021**

Region	Hospitalized confirmed cases	Intensive Care Unit
Erongo	6	0
Hardap	5	0
Kharas	5	0
Kavango East	5	0
Kavango West	1	0
Khomas	11	7
Kunene	4	0
Ohangwena	11	0
Omaheke	0	0
Omusati	6	0
Oshana	17	7
Oshikoto	2	0
Otjozondjupa	0	0
Zambezi	3	0
<b>Total</b>	<b>76</b>	<b>14</b>



- The highest peak of **12 787 (10%)** cases was recorded during week 25 of 2021 (Figure 1).
- After a peak in epi-week 25, the country has seen a gradual reduction in the average number of confirmed cases from 1 598 to 53 in epi-week 38.
- The number of cases have plateaued in the last five weeks as seen in the graph.

- The National Call Center continues operations for 24 hours daily.
- Today (30/09/2021), **580** calls were answered.

**Figure 1: Epi-curve for confirmed COVID-19 cases, 30 September 2021**

- The laboratory testing capacity has been enhanced; with a total of fifteen (15) laboratories carrying out the testing of samples: NIP, Path-Care, UNAM Molecular, Central Veterinary Laboratory, Namib Poultry, NAMDEB, NamPath, Namibia Central Pathology, DiagnoLab, High Care, Alpha Medical Laboratory, Des-Jo Medical Test Centre, ProQuest Diagnostic Laboratory, MAXI and Medlink Laboratory Services.
- To date, **705 503** tests (including **14 259** re-tests) have been conducted by authorized laboratories.
- Since the beginning of the outbreak, **143 983** contacts of confirmed cases have been identified, **176** new contacts were identified within the last 24 hours from 13 regions.
- Cumulatively, **141 233** contacts have completed their monitoring period, while **288** contacts are lost to follow-up and a total of **25 244 (20%)** contacts of confirmed cases have tested positive.
- Today, **649 (64%)** out of **1 010** active contacts were monitored.

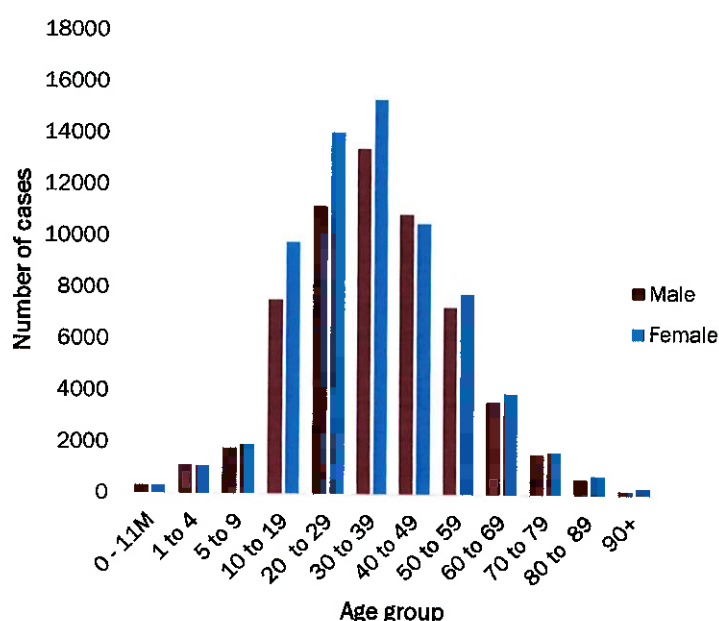
**Table 3: COVID-19 specimen recorded at the Laboratories 30 September 2021**

VARIABLES	TOTAL
Total samples received by the Laboratory	707608
Total samples tested	693222
Total samples re-tested	14267
Total positive results	127756
Total negative results	565452
Total samples discarded	117
Invalid results	0
Total pending results	7
Indeterminant/Inconclusive	7
Suspected cases in 24 hours (excluding re-tests)	1978

**Table 4: Number of people in quarantine, 30 September 2021**

Region	Newly quarantined 24 hours	Cumulative number	Number discharged	Number in quarantine now
Erongo	0	6 931	6 881	50
Hardap	4	3 123	3 107	16
Kavango (East and West)	0	1 673	1 673	0
Khomas	0	3 697	3 696	1
Kharas	0	9 909	9 809	100
Kunene	0	6 493	6 293	200
Ohangwena	0	695	695	0
Omaheke	35	15 481	15 377	104
Omusati	5	3 119	3 059	60
Oshana	0	400	400	0
Oshikoto	57	23 207	23 128	79
Otjozondjupa	0	1 801	1 785	16
Zambezi	0	2 026	1 991	35
<b>Total</b>	<b>101</b>	<b>78 555</b>	<b>77 894</b>	<b>661</b>

- Since March 2020, **78 555** people have been placed into quarantine around the country.
- A total of **661** people are currently in quarantine, with **101** admissions.



- Of the total confirmed cases, **75 632 (59%)** are in the 20-49 years age-brackets which constitutes the majority of the recorded cases.
- A total of **21 329 (17%)** of the confirmed cases are among the 5-19 years category.
- A total of **15 114 (12%)** of the confirmed cases are among the 50 - 59 years group.
- The under 5 years age group make up **2 892 (2%)** of the total cases whereas, **12 789 (10%)** are above 60 years of age.

**Figure 2: Age and Sex distribution of COVID-19 confirmed cases 30 September 2021**

**Table 5: Summary of COVID-19 vaccine doses administered, 30 September 2021**

Region	Cumulative no. of persons vaccinated with doses of Sinopharm, AstraZeneca, Sputnik V, Pfizer and Jassen & Johnson		Targeted Population	Vaccination Coverage (%)	Cumulative no. of Healthcare Workers vaccinated with doses of Sinopharm, AstraZeneca, Sputnik V, Pfizer and Jassen & Johnson	
	1 <sup>st</sup> doses	Fully vaccinated			1 <sup>st</sup> doses	Fully vaccinated
Erongo	29 149	21 333	121 682	18%	1 096	746
Hardap	17 451	12 457	56 741	22%	469	370
Kharas	12 108	8 799	55 489	16%	623	328
Kavango East	13 839	7 663	117 665	7%	945	625
Kavango West	6 554	5 194	29 228	18%	341	276
Khomas	72 297	53 000	286 641	18%	3 335	2 220
Kunene	15 451	9 318	66 499	14%	623	384
Ohangwena	18 192	12 034	164 102	7%	688	492
Omaheke	12 818	7 401	51 765	14%	350	229
Omusati	18 229	12 671	139 451	9%	853	557
Oshana	16 194	11 742	126 374	9%	1 262	861
Oshikoto	14 740	10 113	124 395	8%	760	615
Otjozondjupa	20 742	15 271	97 903	16%	712	488
Zambezi	4 313	3 234	63 106	5%	512	465
<b>Total</b>	<b>272 077</b>	<b>190 230</b>	<b>1 501 041</b>	<b>13%</b>	<b>12 569</b>	<b>8 656</b>

### PUBLIC HEALTH ACTION (S)

- The COVID-19 vaccination programme is ongoing throughout the country.
- Public Health measures continue to be enforced as the situation is closely monitored.
- The government and development partners continue to prioritize the continuation of essential health services.

### CHALLENGES

- Poor adherence to COVID-19 Infection Prevention and Control (IPC) measures by the general public.


### RECOMMENDATIONS

- Continue to give awareness on the importance of adhering to COVID-19 IPC measures; with the involvement of the Security Cluster.

APPROVED




INCIDENT MANAGER  
30 SEPTEMBER 2021



SECRETARIAT

For enquiries, please contact  
**Namibia Public Health Emergency Operations Centre;**

 [PHEOC@mhss.gov.na](mailto:PHEOC@mhss.gov.na)

 0800 100 100

 0851 100 100