



NAMIBIA COVID-19 SITUATION REPORT NO. 751

Outbreak Name	COVID-19 outbreak	Country affected	Namibia
Date & Time	09.04 2022 17h00	Investigation start Date	13 March 2020
Prepared by	Surveillance Team		

HIGHLIGHTS/SITUATION UPDATE (09/04/2022)

CUMULATIVE

Tested 991 139

Confirmed 157 896

Active 291

Recovered 155 685

Vaccinated

1st doses 466 081 2nd doses 264 788 3rd doses 47 374

Deaths 4 021

TOTAL TODAY

Tested 1019

Confirmed 38

Active 291

Recovered 14

Vaccinated

1st doses 163 2nd doses 39 3rd doses 156

Deaths 0

- A total of **157 896** cases have been recorded to-date, representing **6%** of the total population (**2 550 226**).
- More female cases **83 756 (53%)** have been recorded.
- Of the total confirmed cases, **5 335 (3%)** are Health Workers, with no new confirmation today.
 - 4 514 (85%) State; 813 (15%) Private, 8 (0.2%) Non-Governmental Organizations.
 - 5 333 (100%) recoveries and 25 (0.5%) deaths.
- The recovery rate now stands at **99%**.
- Khomas and Erongo regions reported the highest number of cases with **51 285 (32%)** and **22 733 (14%)** respectively.
- Of the total fatalities **3 690 (92%)** are COVID-19 deaths while **331 (8%)** are COVID-19 related deaths.
- The case fatality rate now stands at **2.5%**.

Table 1: Distribution of confirmed COVID-19 cases by region, 09 April 2022

Region	New cases	New re-infections	Cumulative re-infections	Cumulative New cases	Active cases	Recoveries	Cumulative Deaths	Cumulative deaths with co-morbidities	Non-COVID deaths	Health Workers
Erongo	4	0	362	22 733	18	22 638	426	353	5	496
Hardap	0	0	67	8 392	1	8 193	265	168	0	160
Kharas	0	0	187	9 956	2	9 977	161	138	0	295
Kavango East	0	0	50	6 362	0	6 182	228	132	2	286
Kavango West	0	0	4	842	0	823	23	21	0	48
Khomas	31	4	910	51 285	185	51 111	901	705	1	1 822
Kunene	0	0	53	5 000	1	4 898	154	108	0	151
Ohangwena	0	0	42	6 092	30	5 897	206	124	2	222
Omaheke	1	0	61	5 196	7	4 959	291	205	1	143
Omusati	0	0	42	7 591	1	7 289	343	211	0	266
Oshana	1	0	92	10 639	28	10 307	395	244	1	607
Oshikoto	0	0	58	7 981	1	7 827	209	160	2	367
Otjozondjupa	0	0	163	12 247	12	12 117	284	194	1	344
Zambezi	1	1	25	3 580	5	3 467	135	77	0	128
Total	38	5	2 116	157 896	291	155 685	4 021	2 840	15	5 335

EPIDEMIOLOGICAL SITUATION IN NAMIBIA

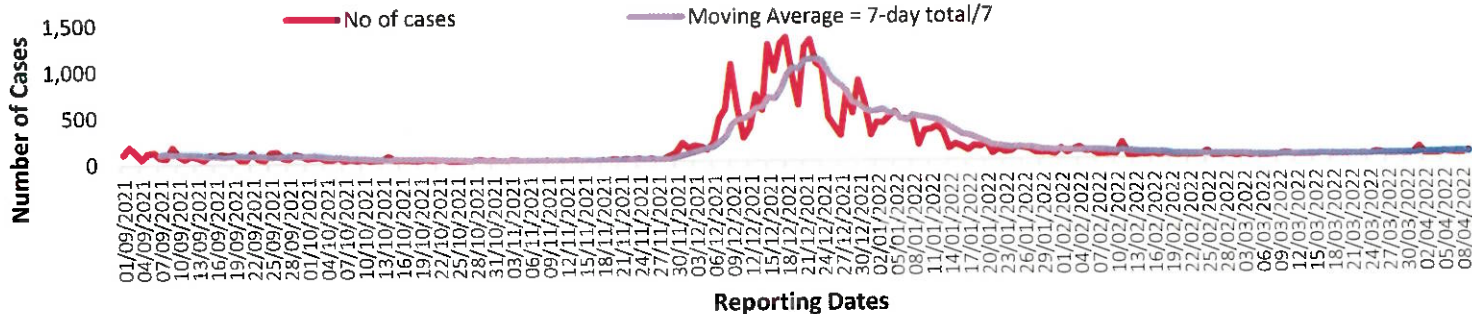
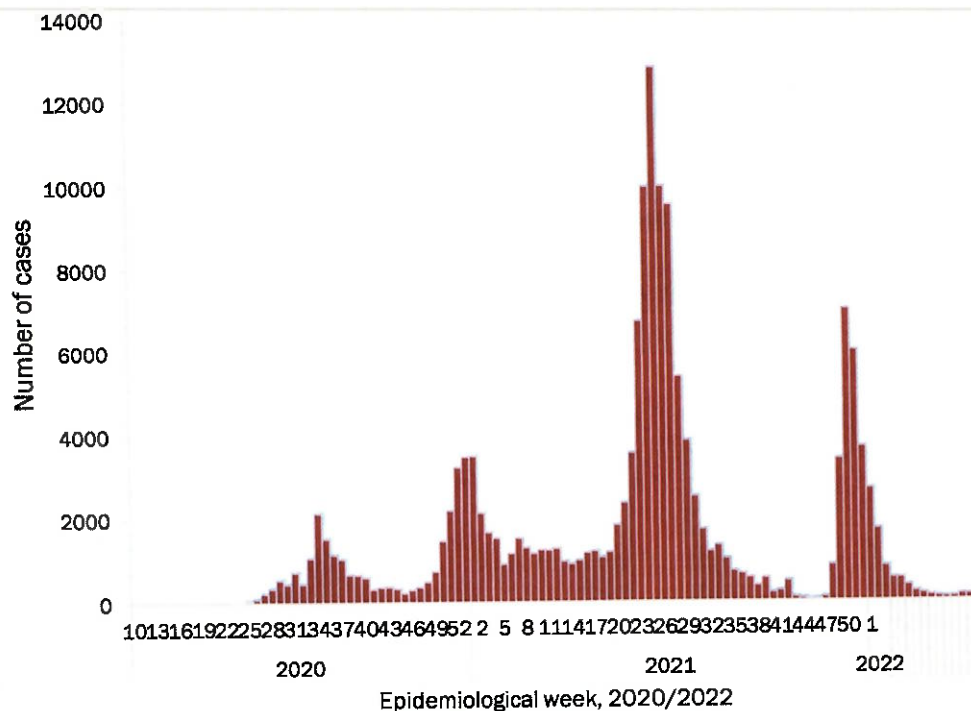


Figure 2: The 7 days moving average line chart for confirmed COVID-19 cases, 09 April 2022



- The highest peak of **12 787 (8%)** cases was recorded during week 25 of 2021 (Figure 3).
- The country has started seeing a gradual reduction in the average number of confirmed cases from 1424 to 29 from epi-week 26 to 40 of 2021.
- Another peak of **7005** cases was recorded in week 50 of 2021
- The number of cases have decreased in the last seven weeks as seen in the graph.

- The National Call Center continues operations for 24 hours daily.
- Today (09/04/2022), **214** calls were answered.

Figure 3: Epi-curve for confirmed COVID-19 case, 09 April 2022

Table 4: Number of people in quarantine 09 April 2022

Region	Newly quarantined 24 hours	Cumulative number	Number discharged	Number in quarantine now
Erongo	9	7 342	7 333	9
Hardap	0	3 263	3 263	0
Kavango (East and West)	0	1 686	1 686	0
Khomas	0	3 767	3 767	0
Kharas	0	10 000	10 000	0
Kunene	0	6 493	6 493	0
Ohangwena	0	924	924	0
Omaheke	0	20 003	19 991	12
Omusati	0	4 006	4 006	0
Oshana	0	400	400	0
Oshikoto	9	28 092	28 076	16
Otjozondjupa	0	1 932	1 932	0
Zambezi	0	2 184	2 174	10
Total	18	90 092	90 045	47

- Since March 2020, **90 092** people have been placed into quarantine around the country.
- A total of **47** people are currently in quarantine, with **18** new admissions.

Table 6: Summary of COVID-19 vaccine 3rd doses administered, 09 April 2022

Region	Cumulative no. of persons vaccinated			
	Sinopharm	AstraZeneca	Pfizer	Booster Doses J&J
Erongo	1 782	749	3 095	472
Hardap	2 428	586	1 024	603
Kharas	1 023	225	380	133
Kavango East	746	278	354	617
Kavango West	780	322	451	445
Khomas	2 839	1 128	5 643	808
Kunene	1 885	537	686	775
Ohangwena	507	165	29	76
Omaheke	2 672	1 323	912	61
Omusati	1 115	441	516	106
Oshana	1 412	312	628	272
Oshikoto	1 014	238	254	103
Otjozondjupa	1 847	677	1 025	8
Zambezi	496	76	121	174
Total	20 546	7 057	15 118	4 653

Table 5: Summary of COVID-19 vaccine doses administered, 09 April 2022

Region	Cumulative no. of persons vaccinated with doses of Sinopharm, AstraZeneca, Sputnik V, Pfizer and Jassen & Johnson		Targeted Population	Vaccination Coverage (%)	Cumulative no. of Healthcare Workers vaccinated with doses of Sinopharm, AstraZeneca, Sputnik V, Pfizer and Jassen & Johnson	
	1 st dose	Fully vaccinated			1 st doses	Fully vaccinated
Erongo	42 174	37 638	161 966	23%	1 432	1 095
Hardap	28 123	24 401	69 121	35%	541	447
Kharas	23 289	19 738	69 786	28%	815	491
Kavango East	40 421	29 960	105 223	28%	1 264	1 011
Kavango West	29 862	23 253	57 210	41%	434	388
Khomas	101 717	89 513	362 620	25%	4 065	3 055
Kunene	27 518	22 779	72 991	31%	687	535
Ohangwena	31 380	25 154	174 546	14%	859	690
Omaheke	23 047	20 807	53 002	39%	382	272
Omusati	27 888	24 667	179 370	14%	1 000	790
Oshana	23 854	21 314	143 395	15%	1 632	1 342
Oshikoto	23 807	20 855	144 912	14%	881	770
Otjozondjupa	34 190	30 545	112 119	27%	911	666
Zambezi	8 811	8 086	73 010	11%	662	614
Total	466 081	398 710	1 779 271	22%	15 565	12 166

PUBLIC HEALTH ACTION (S)

- The COVID-19 vaccination programme is ongoing throughout the country.
- Public Health measures continue to be enforced as the situation is closely monitored.
- The government and development partners continue to prioritize the continuation of essential health services.


CHALLENGES

Slow vaccine uptake among members of the public, and circulation of anti-vaccination information.


RECOMMENDATIONS

Encourage the public to get vaccinated and strengthen community health awareness to counteract anti-vaccination information in circulation.

APPROVED



INCIDENT MANAGER
09 APRIL 2022



SECRETARIAT

For enquiries, please contact

Namibia Public Health Emergency Operations Centre;

 PHEOC@mhss.gov.na

 0800 100 100

 0851 100 100