



NAMIBIA COVID-19 SITUATION REPORT NO. 784

Outbreak Name	COVID-19 outbreak	Country affected	Namibia
Date & Time	12.05.2022 17h00	Investigation start Date	13 March 2020
Prepared by	Surveillance Team		

HIGHLIGHTS/SITUATION UPDATE (12/05/2022)

CUMULATIVE

Tested 1 017 610

Confirmed 159 875

Active 1 231

Recovered 156 967

Vaccinated

1st doses 481 593 2nd doses 270 471 Booster doses 58 997

Deaths 4 029

TOTAL TODAY

Tested 1 315

Confirmed 182

Active 1 231

Recovered 25

Vaccinated

1st doses 279 2nd doses 171 Booster doses 321

Deaths 0

- A total of **159 875** cases have been recorded to-date, representing **6%** of the total population (**2 550 226**).
- More female cases **84 877 (53%)** have been recorded.
- Of the total confirmed cases, **5 430 (3%)** are Health Workers, with **13** new confirmation today.
 - 4 580 (84.4%) State; 842 (15.4%) Private, 8 (0.1%) Non-Governmental Organizations.
 - 5 381 (100%) recoveries and 25 (0.5%) deaths.
- The recovery rate now stands at **98%**.
- Khomas and Erongo regions reported the highest number of cases with **52 576 (33%)** and **22 916 (14%)** respectively.
- Of the total fatalities **3 692 (92%)** are COVID-19 deaths while **337 (8%)** are COVID-19 related deaths.
- The case fatality rate now stands at **2.5%**.

Table 1: Distribution of confirmed COVID-19 cases by region, 12 May 2022

Region	New cases	New re-infections	Cummulative re-infections	Cummulative New cases	Active cases	Recoveries	Cumulative Deaths	Cumulative deaths with co-morbidities	Non-COVID deaths	Health Workers
Erongo	24	4	372	22 916	432	22 779	426	353	5	500
Hardap	3	0	75	8 474	71	8 213	265	168	0	174
Karas	11	6	219	10 048	77	10 029	161	138	0	299
Kavango East	1	0	51	6376	9	6 188	228	132	2	289
Kavango West	0	0	4	842	0	823	23	21	0	48
Khomas	99	24	1088	52 576	769	51 992	902	705	1	1 879
Kunene	3	0	53	5 025	12	4 912	154	108	0	151
Ohangwena	0	0	42	6 100	29	5 903	208	126	2	223
Omaheke	0	0	61	5 217	0	4 986	291	205	1	143
Omusati	0	0	42	7 598	0	7 296	344	211	0	266
Oshana	3	0	95	10 655	13	10 340	396	244	1	608
Oshikoto	0	0	59	7 990	4	7 834	209	160	2	367
Otjozondjupa	38	6	181	12 468	163	12 198	287	196	1	354
Zambezi	0	0	25	3 590	6	3 474	135	77	0	129
Total	182	40	2367	159 875	1585	156 967	4 029	2 844	15	5 430

EPIDEMIOLOGICAL SITUATION IN NAMIBA

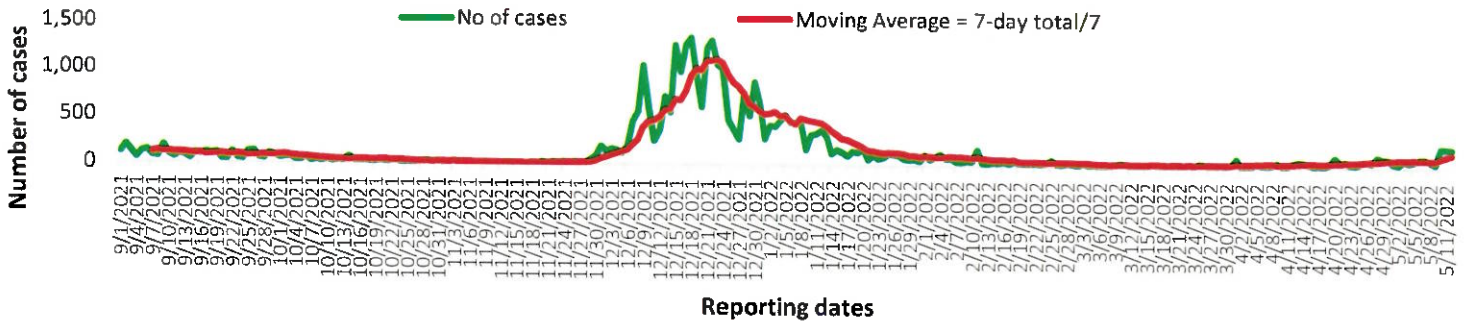
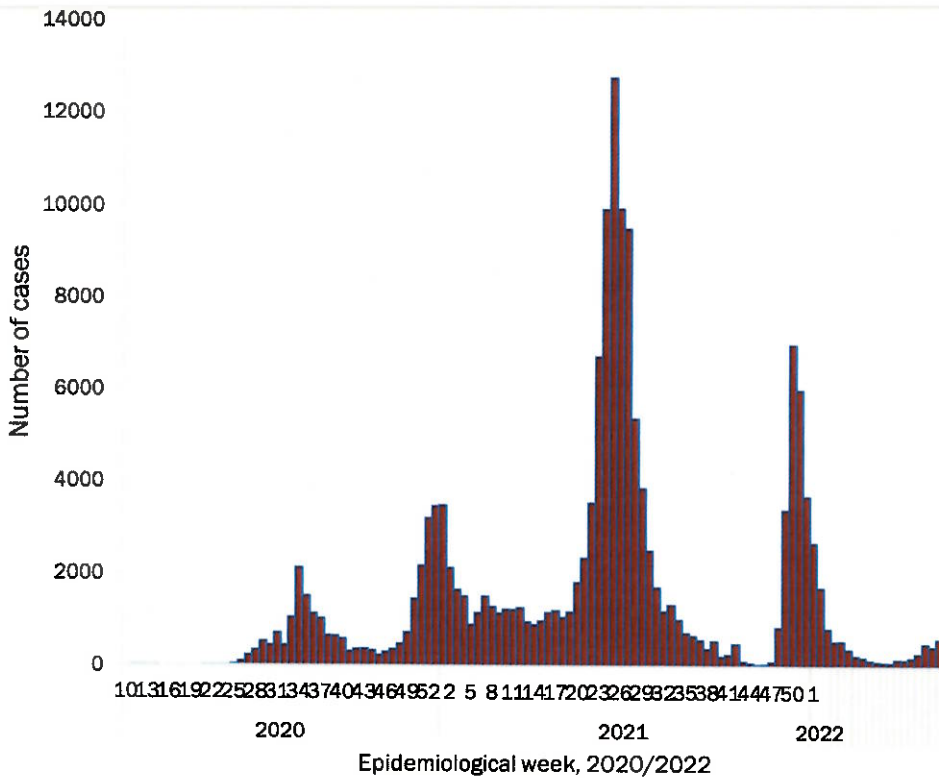


Figure 2: The 7 days moving average line chart for confirmed COVID-19 cases, 12 May 2022



- The highest peak of **12 787 (8%)** cases was recorded during week 25 of 2021 (Figure 3).
- The country has started seeing a gradual reduction in the average number of confirmed cases from 1424 to 29 from epi-week 26 to 40 of 2021.
- Another peak of **7005** cases was recorded in week 50 of 2021.
- The number of cases have started increasing again in the last three weeks as seen on the graph.

- The National Call Center continues operations for 24 hours daily.
- Today (12/05/2022), **317** calls were answered.

Table 4: Number of people in quarantine 12 May 2022

Region	Newly quarantined 24 hours	Cumulative number	Number discharged	Number in quarantine now
Erongo	0	7 351	7 348	3
Hardap	0	3 269	3 263	6
Kavango (East and West)	0	1 686	1 686	0
Khomas	0	3 774	3 767	7
Kharas	0	10 000	10 000	0
Kunene	18	6 622	6 600	22
Ohangwena	0	924	924	0
Omaheke	12	20 700	20 423	277
Omusati	0	4 007	4 007	0
Oshana	0	400	400	0
Oshikoto	18	28 411	28 361	50
Otjozondjupa	0	1 932	1 932	0
Zambezi	0	2 211	2 202	9
Total	48	91 287	90 913	374

- Since March 2020, **91 287** people have been placed into quarantine around the country.
- A total of **374** people are currently in quarantine, with **48** new admissions.

Table 3: COVID-19 specimen recorded at the Laboratories 12 May 2022

VARIABLES	TOTAL
Total samples received by the Laboratory	1 017 580
Total samples tested	998 850
Total samples re-tested	18 613
Total positive results	159 875
Total negative results	838 875
Total samples discarded	117
Invalid results	0
Total pending results	0
Indeterminant/Inconclusive	100
Suspected cases in 24 hours (excluding re-tests)	1 265

➤ The laboratory testing capacity has been enhanced; with a total of twenty-three (23) laboratories carrying out the testing of samples: NIP, Path-Care, UNAM Molecular, Central Veterinary Laboratory, Namib Poultry, NAMDEB, NamPath, Namibia Central Pathology, DiagnoLab, High Care, Alpha Medical Laboratory, Des-Jo Medical Test Centre, ProQuest Diagnostic Laboratory, MAXI, Medlink Laboratory Services, Biotech Medical, Covisure, Star Care, Soweto Medical Center, Hosea Kutako International Airport & Oshana Med Laboratory .

➤ To date, **1 017 610** tests (including **18 613** re-tests) have been conducted by authorized laboratories.

➤ Since the beginning of the outbreak, **170 911** contacts of confirmed cases have been identified, **105** contacts were identified within the last 24 hours from **8** regions.

➤ Cumulatively, **168 824** contacts have completed their monitoring period, while **299** contacts are lost to follow-up and a total of **28 796 (18%)** contacts of confirmed cases have tested positive.

➤ Today, **530 (100%)** out of **531** active contacts were monitored.

➤ Of the total confirmed cases, **96 094 (60%)** are in the 20-49 years age-brackets which constitutes the majority of the recorded cases.

➤ A total of **25 482 (16%)** of the confirmed cases are among the 5-19 years category.

➤ A total of **18 409 (12%)** of the confirmed cases are among the 50 - 59 years group.

➤ The under 5 years age group make up **3 535 (2%)** of the total cases whereas, **16 354 (10%)** are above 60 years of age.

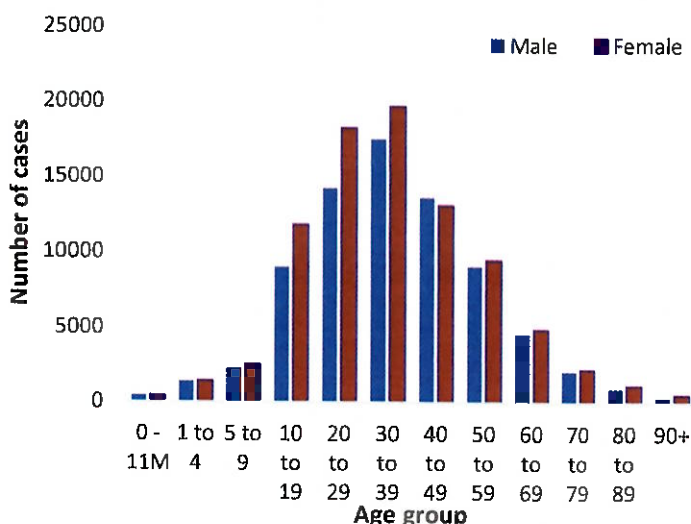


Figure 1: Age and Sex distribution of COVID-19 confirmed cases, 12 May 2022

Table 2: The current distribution for hospitalization of confirmed cases by region, 12 May 2022

Region	Hospitalized confirmed cases		Vaccinated		Intensive Care Unit		Vaccinated	
	Current	Previous	1 st dose	2 nd dose	Current	Previous	1 st dose	2 nd dose
Erongo	7	6	0	3	0	0	0	0
Hardap	3	4	0	0	0	0	0	0
ǀKaras	1	1	0	0	0	0	0	0
Kavango East	2	0	1	0	0	0	0	0
Kavango West	0	0	0	0	0	0	0	0
Khomas	29	32	0	5	5	9	0	0
Kunene	0	0	0	0	0	0	0	0
Ohangwena	0	0	0	0	0	0	0	0
Omaheke	0	0	0	0	0	0	0	0
Omusati	0	0	0	0	0	0	0	0
Oshana	0	0	0	0	0	0	0	0
Oshikoto	0	0	0	0	0	0	0	0
Otjozondjupa	2	1	0	0	0	0	0	0
Zambezi	2	1	0	0	0	0	0	0
Total	46	45	0	8	5	9	0	0

Table 6: Summary of COVID-19 vaccine 3rd doses administered, 12 May 2022

Region	Cumulative no. of persons vaccinated			
	Sinopharm	AstraZeneca	Pfizer	Booster Doses J&J
Erongo	1 999	938	3 352	712
Hardap	2 862	796	1 155	986
Kharas	1 278	313	432	199
Kavango East	1 014	428	552	832
Kavango West	1 054	460	653	757
Khomas	3 316	1 509	6 249	1 100
Kunene	2 098	697	738	973
Ohangwena	728	254	58	153
Omaheke	2 864	1 471	940	69
Omusati	1 692	711	595	206
Oshana	1 836	486	685	444
Oshikoto	1 335	368	288	154
Otjozondjupa	2 215	947	1 168	622
Zambezi	698	133	129	296
Total	24 989	9 511	16 994	7 503

Table 5: Summary of COVID-19 vaccine doses administered, 12 May 2022

Region	Cumulative no. of persons vaccinated with doses of Sinopharm, AstraZeneca, Sputnik V, Pfizer and Jassen & Johnson		Targeted Population	Vaccination Coverage (%)	Cumulative no. of Healthcare Workers vaccinated with doses of Sinopharm, AstraZeneca, Sputnik V, Pfizer and Jassen & Johnson	
	1 st dose	Fully vaccinated			1 st doses	Fully vaccinated
Erongo	42 727	38 215	161 966	24%	1 446	1 109
Hardap	29 267	25 065	69 121	36%	549	453
Kharas	23 681	20 098	69 786	29%	817	493
Kavango East	41 965	31 254	105 223	30%	1 285	1 032
Kavango West	31 423	24 818	57 210	43%	441	398
Khomas	103 172	90 964	362 620	25%	4 089	3 074
Kunene	28 899	23 610	72 991	32%	692	540
Ohangwena	32 907	26 584	174 546	15%	887	717
Omaheke	23 389	21 091	53 002	40%	428	340
Omusati	28 385	25 110	179 370	14%	1 021	802
Oshana	24 662	21 928	143 395	15%	1 640	1 348
Oshikoto	25 716	22 230	144 912	15%	894	782
Otjozondjupa	35 602	31 607	112 119	28%	925	681
Zambezi	9 798	8 852	73 010	12%	699	656
Total	481 593	411 426	1 779 271	23%	15 813	12 425

PUBLIC HEALTH ACTION (S)

- The COVID-19 vaccination programme is ongoing throughout the country.
- The public is encouraged to continue adhering to COVID-19 preventative measures as the situation is being observed.
- The government and development partners continue to prioritize the continuation of essential health services.

CHALLENGES

Slow vaccine uptake among members of the public, and circulation of anti-vaccination information.

RECOMMENDATIONS

Encourage the public to get vaccinated and strengthen community health awareness to counteract anti-vaccination information in circulation.


APPROVED

INCIDENT MANAGER
12 MAY 2022

SECRETARIAT

For enquiries, please contact
Namibia Public Health Emergency Operations Centre;

 PHEOC@mhss.gov.na

 0800 100 100

 0851 100 100