

## Corona Virus Disease (COVID-19) Situational Report

Report no 758 Date of Issue 27th April, 2022. 3pm

### HIGHLIGHTS

- This is Week **109** of the **COVID-19** outbreak in **Sierra Leone** (Epi week **17** of **2022**).
- As of **27th April, 2022**, there were **7,681** confirmed COVID-19 cases, **125 deaths** and **4,819 recoveries** in Sierra Leone
- 325 COVID-19 tests** (**294 departures, 31 arrivals, 0 suspects**) were performed in the last 24 hours in 3 laboratories with a positivity of **0.0%**
- There were **0 new COVID-19 cases, 0 recovery** and **0 deaths** reported in the last 24 hrs.
- 0** case was reported in SL over the last 7 days compared to **1 case** in the previous 7 days
- None of the 16** districts reported COVID-19 cases in the last 7 days
- Current bed occupancy in COVID-19 community treatment and care centres (CTC/CCC) nationally is **0.0%**
- Total COVID 19 tests conducted to date is **351,428 (45.84/1,000)**
- Case Fatality Rate (CFR) is **1.6%** (excluding community deaths)
- Nationwide cumulative discharges from quarantine homes are **18,686**
- 269 (3.5%)** COVID-19 cases are among **health workers**
- Number of cases in Epi week **16** were **0** compared to **4** in Epi week **15**. Lab positivity rate for the week decreased from **0.14%** to **0.00%**
- 1,987,563 people** (**23,4%** of total population) had been vaccinated with at least 1st dose of COVID 19 Vaccine in Sierra Leone as at **17 /4/2022**.
- 1,315,830** people had been fully vaccinated as at **17 /4/2022** (**15.5 %** of total population)
- Which countries have controlled COVID-19? See Fig 2

New	Confirmed	0
	Recoveries	0
	Deaths	0
Cumulative	Confirmed	7,681
	Cases in Treatment/ Com. Care Centres	0
	Cases in Home care	0
	Recoveries	4819
	Deaths	125
	Evacuations to other countries	10
	Cases lost to Followup	2727
	Case Fatality Rate (%)	1.6%

Summary of COVID-19 Cases in Sierra Leone as at 27th April, 2022								
District	Confirmed Cases			Deaths		Tests		
	New	Cumulative	Proportion of Total	New Deaths	Cumulative	Conducted last	Days Since Last	
	Confirmed							Cases
Western Area Urban	0	4570	59.5%	0	104	229	52	
Western Area Rural	0	1083	14.1%	0	6	24	96	
Port Loko	0	223	2.9%	0	2	22	23	
Kenema	0	174	2.3%	0	4		38	
Tonkolili	0	120	1.6%	0	0		96	
Bombali	0	92	1.2%	0	4	7	95	
Bonthe	0	124	1.6%	0	0	5	44	
Bo	0	149	1.9%	0	2		347	
Koinadugu	0	49	0.6%	0	0		293	
Falaba	0	11	0.1%	0	0		720	
Kailahun	0	118	1.5%	0	0		97	
Moyamba	0	81	1.1%	0	1		117	
Pujehun	0	50	0.7%	0	0		180	
Kono	0	112	1.5%	0	2	6	77	
Kambia	0	35	0.5%	0	0	1	92	
Karene	0	11	0.1%	0	0		316	
Incoming passengers	0	679	8.8%	0	0		13	
<b>Total</b>	<b>0</b>	<b>7681</b>	<b>100.0%</b>	<b>0</b>	<b>125</b>	<b>294</b>	<b>-</b>	

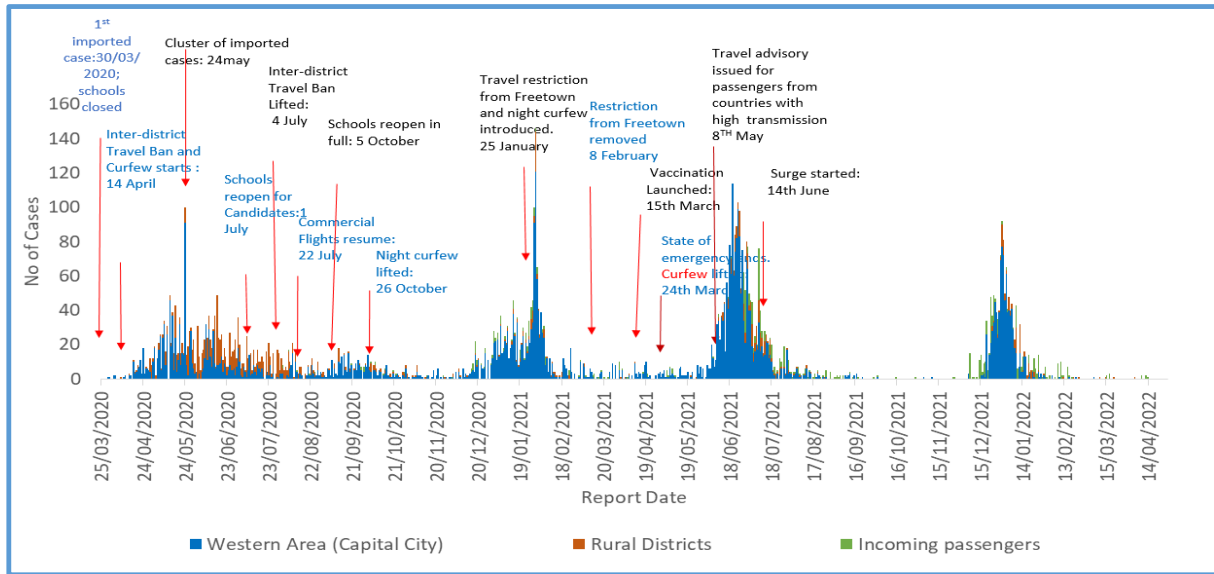


Figure 1: Daily COVID-19 Cases in Sierra Leone as of 27 April, 2022; Western Area includes Western Urban and Western Rural

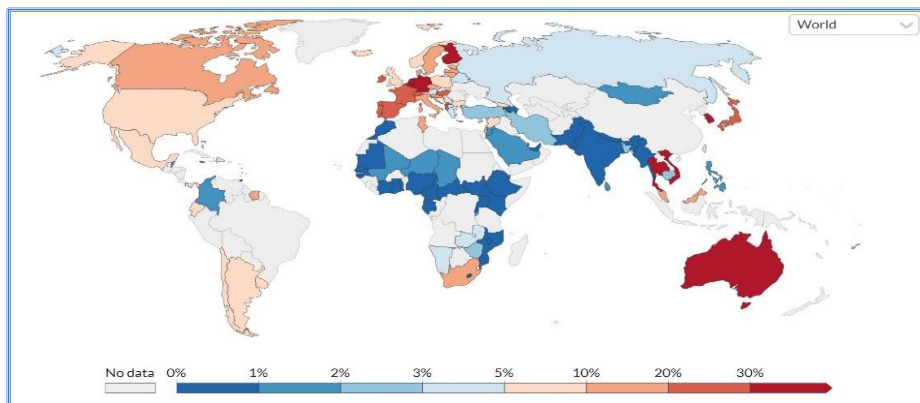


Figure 2: COVID-19 test positivity rate (7 days moving average) as at 26/04/2022

Source: <https://ourworldindata.org/coronavirus-testing>

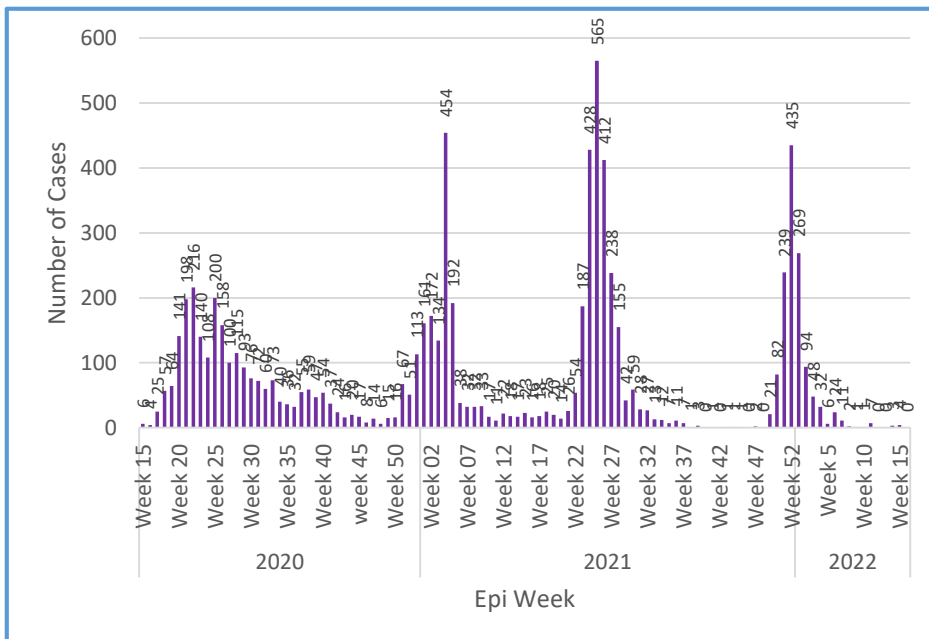


Figure 3: Weekly COVID 19 Cases detected in Sierra Leone, 2020 to 2022

COVID-19 SITREP Sierra Leone

- Fig 2 shows COVID-19 test positivity rate as at 26/04/2022
- Most African countries have a positivity rate of 5%, which is regarded as good control.
- South Africa and Tunisia have the highest positivity rates of 15.09% and 10.28% respectively in Africa as of 26/04/2022
- Most European countries have a positivity rate of > 10%.

### Cases reported over the last 7 days in SL

- Cases for Epi week 16 in SL were 0 compared to 4 in Epi week 15 (Fig 3)
- 0 case have been reported in SL over the last 7 days compared to 1 in the previous 7 days
- The average daily cases in the last 7 days were 0.0



Government of Sierra Leone

# Sierra Leone Ministry of Health and Sanitation



Government of Sierra Leone

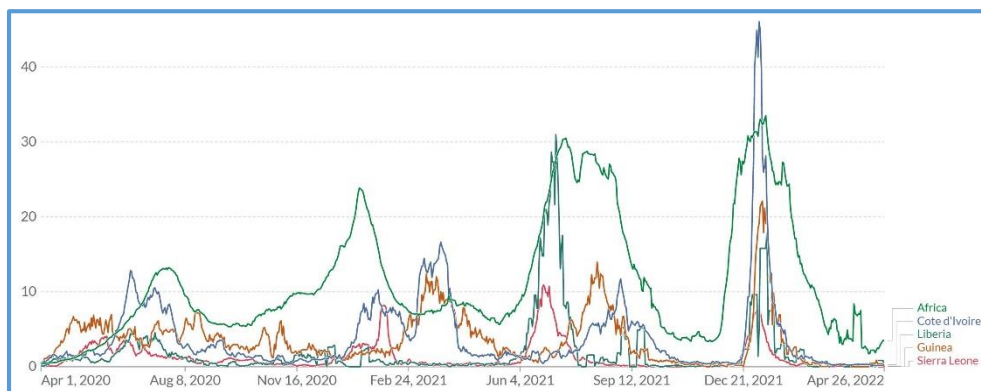
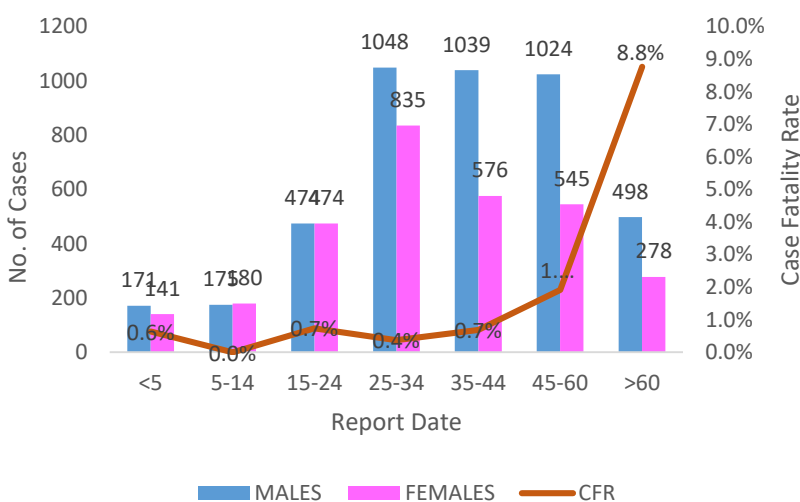


Figure 4: Daily new confirmed COVID-19 cases per million people (7 days moving average) in the MRU  
Source: <https://ourworldindata.org/covid-cases>

### Trend in MRU Countries

- Fig 4 shows the daily new confirmed COVID-19 cases as at 26/04/2022
- The recent 4th wave is under control in the MRU
- Africa has had a slight increase in the number of cases in the past few days
- S/ Leone reported 7 confirmed COVID-19 cases in the past 30 days

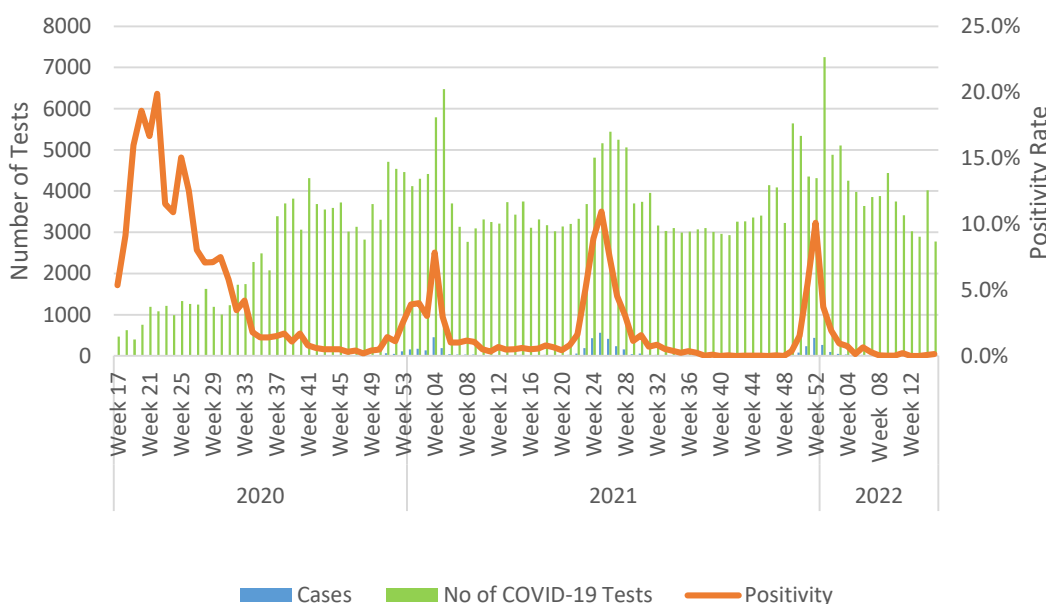


### Cases in Sierra Leone

- **Males= 59 %; Females =41%**
- **Median Age** all Cases= **35** years (range <1-98 years)
- **Median age females = 33 years**
- **Median Age Males= 37 years**
- Cases < 45 years =69%
- **59%** of deaths are males
- Median age of deaths: **64 years**
- Overall CFR: **1.6%**
- CFR: Males 1.8%; Females 1.8%
- CFR: >60years = 8.8% (Fig 5)
- CFR 45-60 years: 1.9%

Figure 5: Age-Sex Distribution and CFR of COVID 19 cases in Sierra Leone

### Weekly COVID-19 Tests and Positivity Rate, Sierra Leone



**351,428**

Total COVID-19 Tests

**45.84**

Tests/1000 population

Figure 6: Weekly COVID 19 Tests and Positivity Rate

- The number of tests conducted in **Epi week 16** were **1976** and **decreased by 28.7 %** compared to **Epi Week 15 (2773)**; positivity rate for the week decreased from **0.14 %** to **0.0%** (Fig 6)
- Average number of daily tests in the last 7 days is **325**
- Cumulative number of COVID-19 tests conducted is **351,428 (45.84/1000 population)**
- Average positivity rate of **ALL** samples tested for COVID-19 is **2.2 %**; Average positivity last 7 days is **0.0%**
- **None of the 16 districts** reported COVID-19 cases over the last 7 days
- National attack rate is **100.2 per 100,000** people
- Districts with highest COVID-19 attack rate: Western Area Urban, Western Area Rural, Bonthe, Bo, Port Loko and Kenema
- Not all cases have contacts traced and followed up due to logistical challenges
- Number of persons in quarantine were 0

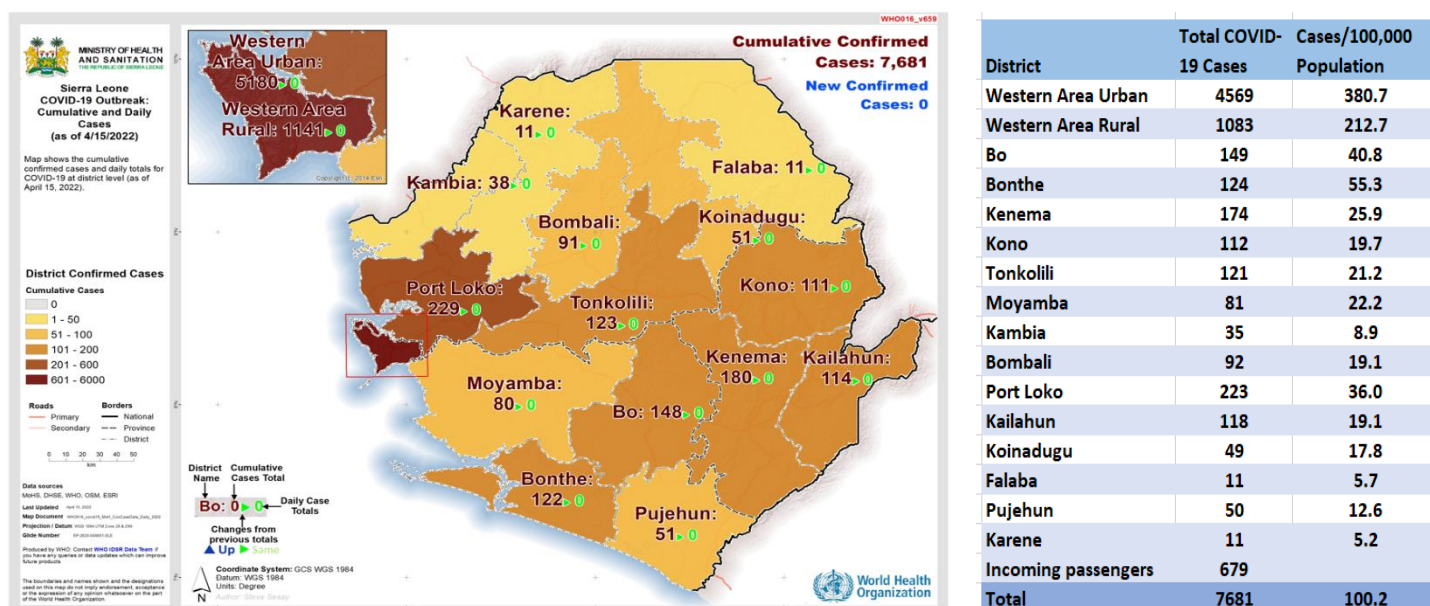


Figure 7: Geographic distribution and attack rate of COVID 19 cases in Sierra Leone as of 27/04/2022

Technical Areas	Variable	No
Contact Tracing	Cumulative No. of Contacts Listed	18,686
	Total No. of contacts currently under monitoring	0
	Total No. of contacts reached in the last 24 hours	0
Quarantine	Total No. Currently under quarantine	0
	Self-Quarantine	0
	Institutional Quarantine	0
Laboratory Testing	Laboratory tests done in last 24 hours	325
	No of positive tests in last 24 hours (%)	0 (0.0%)
	Cumulative number of tests	351,428
Event Based Surveillance (Last 24 hrs.)	Total Alerts Received through 117 System	0
	No. of COVID related alerts	0
	No. of COVID related alerts investigated	0

This Situation Report was developed by:

Ministry of Health and Sanitation, Sierra Leone

For any comments or inquiries contact:

[ecocnsr2020@gmail.com](mailto:ecocnsr2020@gmail.com)