

Corona Virus Disease (COVID-19) Situational Report

Report no 759 Date of Issue 28th April, 2022. 3pm

HIGHLIGHTS

- This is Week **109** of the **COVID-19** outbreak in **Sierra Leone (Epi week 17 of 2022)**.
- As of **28th April, 2022**, there were **7,681** confirmed COVID-19 cases, **125 deaths** and **4,819 recoveries** in Sierra Leone
- 423 COVID-19 tests (386 departures, 0 arrivals, 37 suspects)** were performed in the last 24 hours in 3 laboratories with a positivity of **0.0%**
- There were **0 new COVID-19 cases, 0 recovery** and **0 deaths** reported in the last 24 hrs.
- 0** case was reported in SL over the last 7 days compared to **0 case** in the previous 7 days
- None of the 16** districts reported COVID-19 cases in the last 7 days
- Current bed occupancy in COVID-19 community treatment and care centres (CTC/CCC) nationally is **0.0%**
- Total COVID 19 tests conducted to date is **351,851 (45.90/1,000)**
- Case Fatality Rate (CFR) is **1.6%** (excluding community deaths)
- Nationwide cumulative discharges from quarantine homes are **18,686**
- 269 (3.5%)** COVID-19 cases are among **health workers**
- Number of cases in Epi week **16** were **0** compared to **4** in Epi week **15**. Lab positivity rate for the week decreased from **0.14%** to **0.00%**
- 1,987,563 people (23,4%** of total population) had been vaccinated with at least 1st dose of COVID 19 Vaccine in Sierra Leone as at **17 /4/2022**.
- 1,315,830** people had been fully vaccinated as at **17 /4/2022 (15.5 %** of total population)
- What is the percentage of fully vaccinated people for COVID-19 globally?
See Fig 2

New	Confirmed	0
	Recoveries	0
	Deaths	0
Cumulative	Confirmed	7,681
	Cases in Treatment/ Com. Care Centres	0
	Cases in Home care	0
	Recoveries	4819
	Deaths	125
	Evacuations to other countries	10
	Cases lost to Followup	2727
	Case Fatality Rate (%)	1.6%

Summary of COVID-19 Cases in Sierra Leone as at 28th April, 2022								
District	Confirmed Cases			Deaths		Tests		
	New	Cumulative	Proportion of Total	New Deaths	Cumulative	Conducted last	Days Since Last	
	Confirmed Cases	Confirmed Cases	Cases		Deaths	24 Hrs	Confirmed Case	
Western Area Urban	0	4570	59.5%	0	104	336	53	
Western Area Rural	0	1083	14.1%	0	6	7	97	
Port Loko	0	223	2.9%	0	2	54	24	
Kenema	0	174	2.3%	0	4		39	
Tonkolili	0	120	1.6%	0	0	3	97	
Bombali	0	92	1.2%	0	4	15	96	
Bonthe	0	124	1.6%	0	0		45	
Bo	0	149	1.9%	0	2		348	
Koinadugu	0	49	0.6%	0	0		294	
Falaba	0	11	0.1%	0	0		721	
Kailahun	0	118	1.5%	0	0		98	
Moyamba	0	81	1.1%	0	1		118	
Pujehun	0	50	0.7%	0	0		181	
Kono	0	112	1.5%	0	2	8	78	
Kambia	0	35	0.5%	0	0		93	
Karene	0	11	0.1%	0	0		317	
Incoming passengers	0	679	8.8%	0	0		14	
Total	0	7681	100.0%	0	125	423	-	

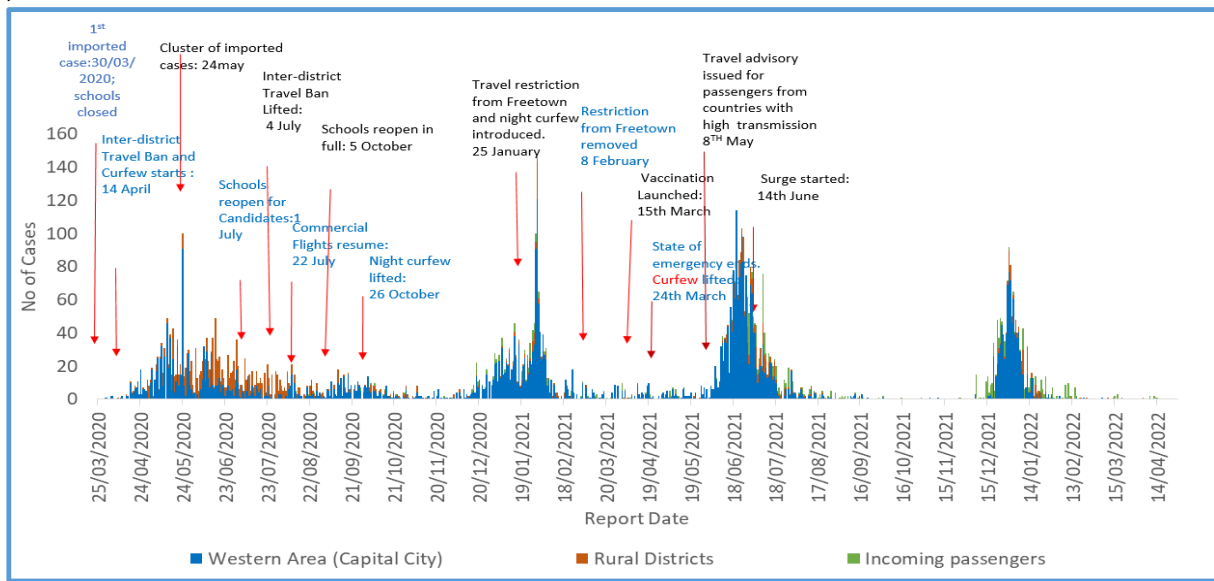


Figure 1: Daily COVID-19 Cases in Sierra Leone as of 28 April, 2022; Western Area includes Western Urban and Western Rural

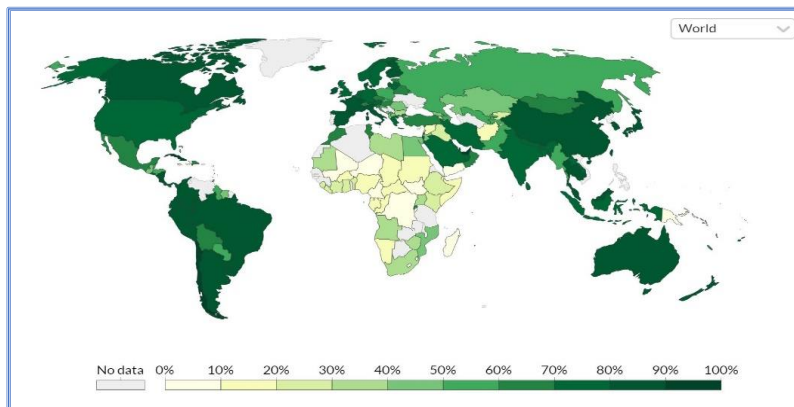


Figure 2: Percentage of fully vaccinated population for COVID-19 as per initial protocol
Source: <https://ourworldindata.org/covid-vaccination>

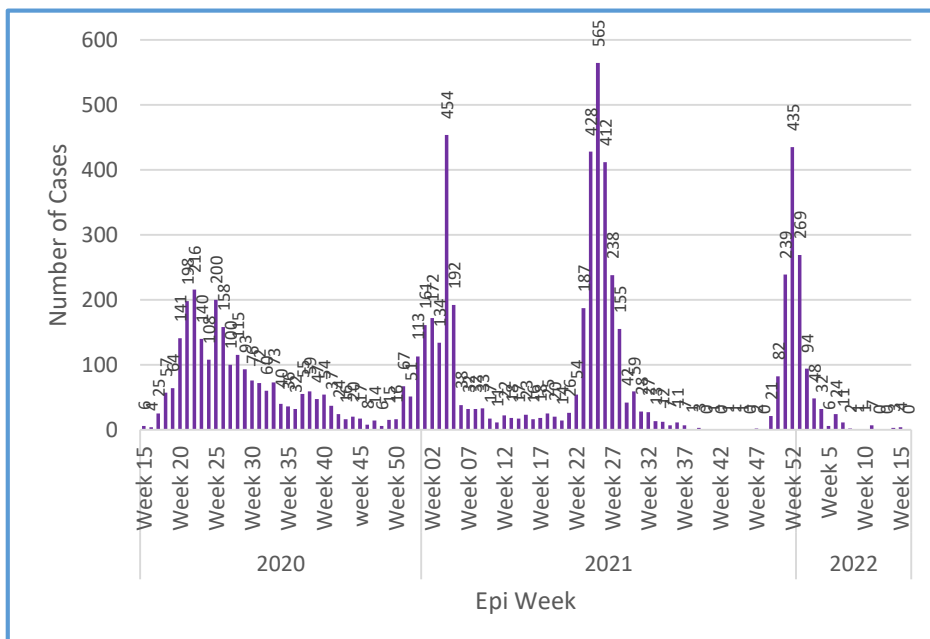


Figure 3: Weekly COVID 19 Cases detected in Sierra Leone, 2020 to 2022
COVID-19 SITREP Sierra Leone

- Fig 2 shows % of fully vaccinated population for COVID-19 as at 27/4/2022
- S/America and Europe have the highest % of people fully vaccinated with the initial protocol (74% and 66%) respectively
- Africa has the least % of fully vaccinated population (16.2%)
- The highest percentages of fully vaccinated populations in Africa are found in Morocco (63%), Rwanda (61%) and Tunisia (53%)

Cases reported over the last 7 days in SL

- Cases for Epi week 16 in SL were 0 compared to 4 in Epi week 15 (Fig 3)
- 0 case have been reported in SL over the last 7 days compared to 0 in the previous 7 days
- The average daily cases in the last 7 days were 0.0



Government of Sierra Leone

Sierra Leone Ministry of Health and Sanitation



Government of Sierra Leone

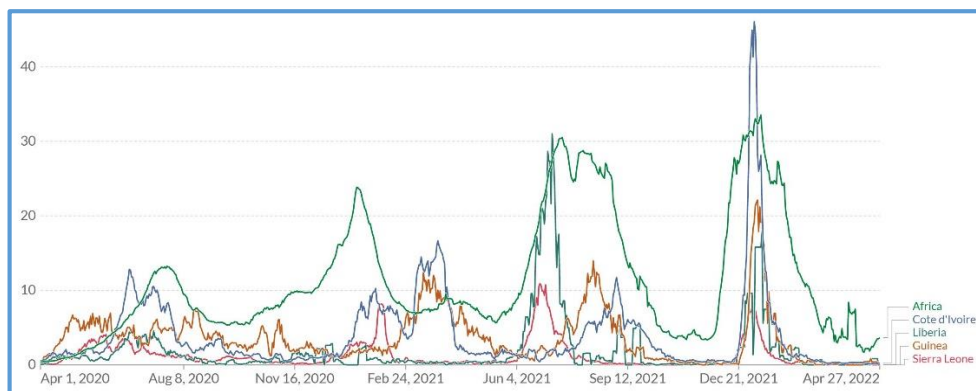
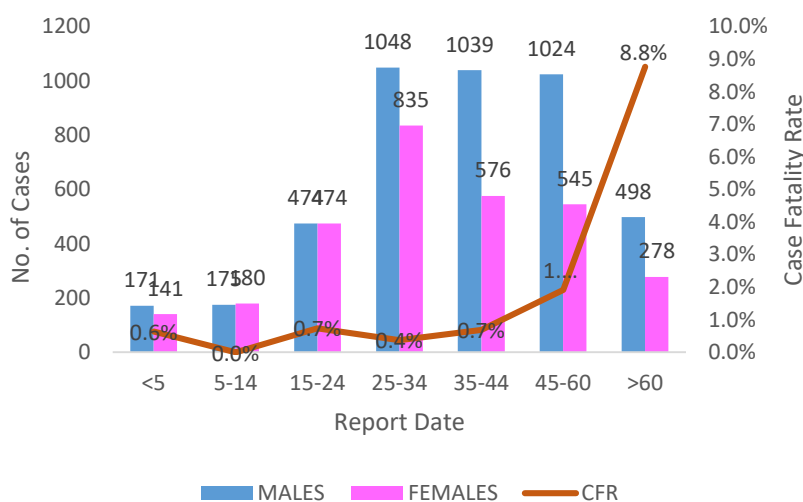


Figure 4: Daily new confirmed COVID-19 cases per million people (7 days moving average) in the MRU
Source: <https://ourworldindata.org/covid-cases>

Trend in MRU Countries

- Fig 4 shows the daily new confirmed COVID-19 cases as at 27/04/2022
- The recent 4th wave is under control in the MRU
- S/ Leone reported 7 confirmed COVID-19 cases in the past 30 days

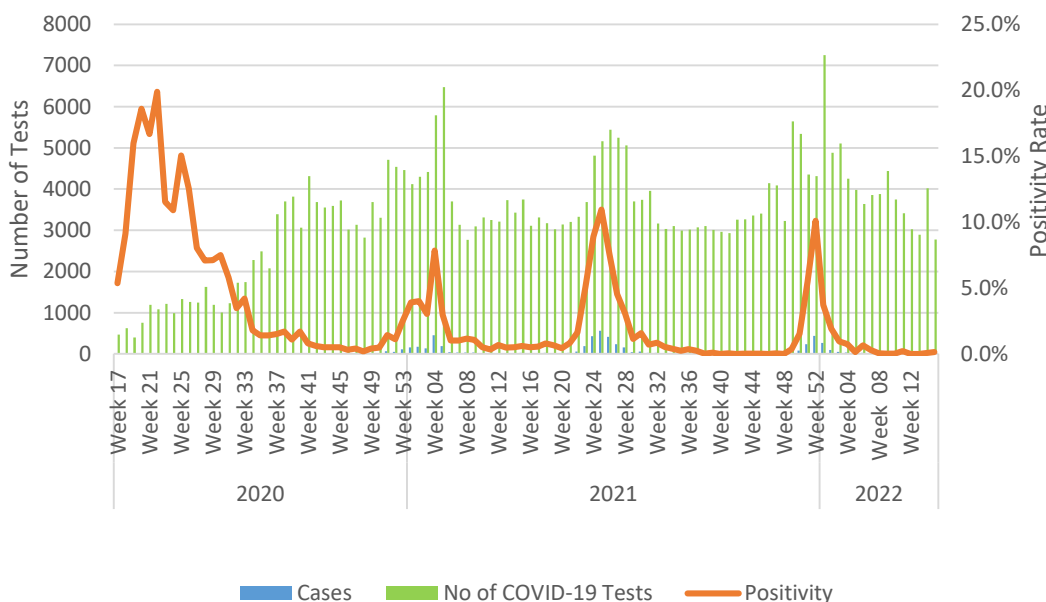


Cases in Sierra Leone

- **Males= 59 %; Females =41%**
- **Median Age** all Cases= **35** years (range <1-98 years)
- **Median age females = 33 years**
- **Median Age Males= 37 years**
- **Cases < 45 years =69%**
- **59%** of deaths are males
- **Median age of deaths: 64 years**
- **Overall CFR: 1.6%**
- **CFR: Males 1.8%; Females 1.8%**
- **CFR: >60years = 8.8%** (Fig 5)
- **CFR 45-60 years: 1.9%**

Figure 5: Age-Sex Distribution and CFR of COVID 19 cases in Sierra Leone

Weekly COVID-19 Tests and Positivity Rate, Sierra Leone



351,851

Total COVID-19 Tests

45.90

Tests/1000 population

Figure 6: Weekly COVID 19 Tests and Positivity Rate

- The number of tests conducted in **Epi week 16** were **1976** and **decreased by 28.7 %** compared to **Epi Week 15 (2773)**; positivity rate for the week decreased from **0.14 %** to **0.0%** (Fig 6)
- Average number of daily tests in the last 7 days is **423**
- Cumulative number of COVID-19 tests conducted is **351,851 (45.90/1000 population)**
- Average positivity rate of **ALL** samples tested for COVID-19 is **2.2 %**; Average positivity last 7 days is **0.0%**
- **None of the 16 districts** reported COVID-19 cases over the last 7 days
- National attack rate is **100.2 per 100,000** people
- Districts with highest COVID-19 attack rate: Western Area Urban, Western Area Rural, Bonthe, Bo, Port Loko and Kenema
- Not all cases have contacts traced and followed up due to logistical challenges
- Number of persons in quarantine were 0

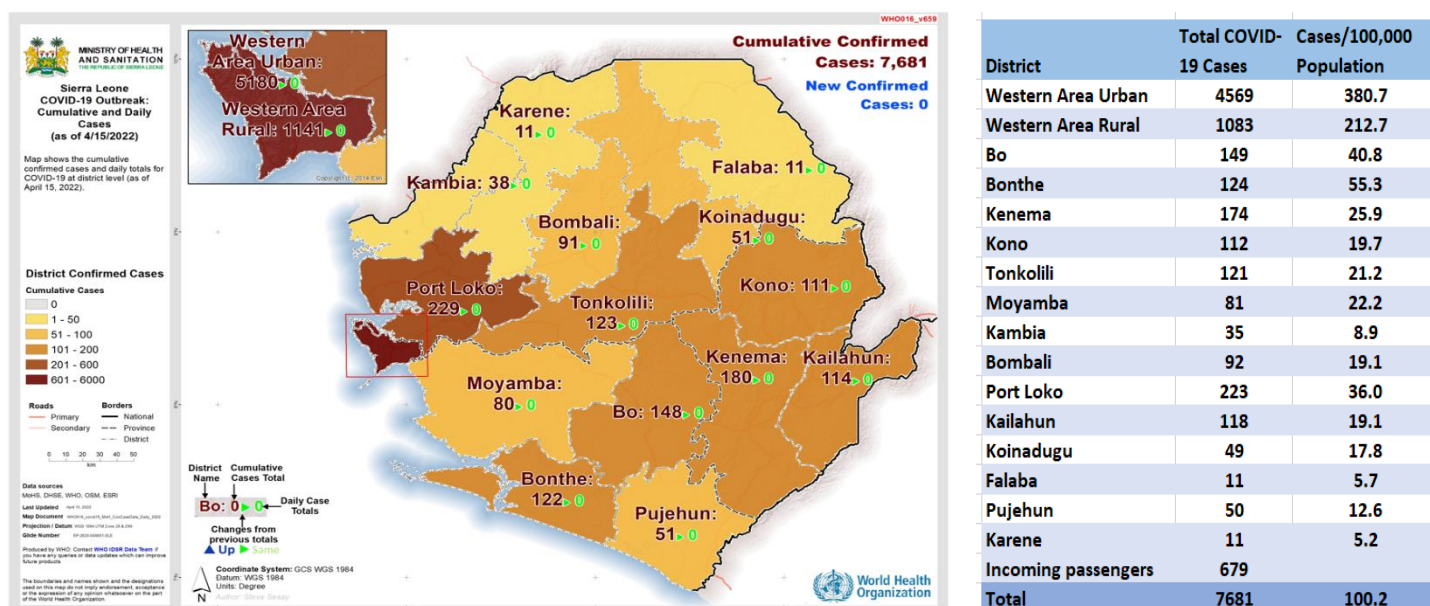


Figure 7: Geographic distribution and attack rate of COVID 19 cases in Sierra Leone as of 28/04/2022

Technical Areas	Variable	No
Contact Tracing	Cumulative No. of Contacts Listed	18,686
	Total No. of contacts currently under monitoring	0
	Total No. of contacts reached in the last 24 hours	0
Quarantine	Total No. Currently under quarantine	0
	Self-Quarantine	0
	Institutional Quarantine	0
Laboratory Testing	Laboratory tests done in last 24 hours	423
	No of positive tests in last 24 hours (%)	0 (0.0%)
	Cumulative number of tests	351,851
Event Based Surveillance (Last 24 hrs.)	Total Alerts Received through 117 System	0
	No. of COVID related alerts	0
	No. of COVID related alerts investigated	0

This Situation Report was developed by:

Ministry of Health and Sanitation, Sierra Leone

For any comments or inquiries contact:

ecocnsr2020@gmail.com