



South Sudan Ministry of Health

Integrated Disease surveillance
and response (IDSR)



World Health
Organization
South Sudan

Epidemiological Bulletin Week 24, 2022 (June 13- June 19)

Major epidemiological highlights in week 24 of 2022



- In week **24, 2022**, the IDSR reporting timeliness and completeness were **74%** and **82%** respectively while the timeliness and completeness from the EWARNS sites were **90%** and **93%** respectively
- Hepatitis E virus cases continue to be reported in Bentiu IDP Camp with, **2,804** cases and 24 deaths (CFR **0.87%**) reported since week 1, 2019
- Of the **122** alerts generated in week 24, 2022; malaria (28), AWD (19), ARI (18), measles (6) and ABD (12) accounted for the most alerts
- **17,598** confirmed COVID-19 cases and **138** (CFR **0.78%**) deaths reported in South Sudan since the beginning of the outbreak
- 12 years old male, suspected case of monkeypox from Kapoeta East county, EES. Sample was collected for testing.
- Probable HEV cases reported in Leer- Unity State. 7 suspected cases been line listed.
- Confirmed Cholera outbreak in Bentiu, Unity with **212** cases and **one** death (CFR **0.47%**)
- Meningitis outbreak in Northern Bahr Elgazal state with **257** suspect cases and **23** deaths (CFR **8.9%**)
- Confirmed anthrax outbreak in Gogrial West county with **80** cases and **4** reported deaths (CFR **5%**).
- New confirmed measles outbreak in NBGZ state (Aweil Center, Aweil West and Aweil East counties) after **15** out of **16** samples tested positive for measles IgM.

SURVEILLANCE PERFORMANCE



For the Integrated Disease Surveillance (IDSR) network and Early warning alert and response network (EWARN)



IDSR timeliness performance a state level for week 24 & 23 of 2022

Timeliness States Ranking	States	Number of reporting sites	No. of HFs Reported on Time in WK 24	Timeliness Percentage of WK 24	No. of HFs Reported on Time in WK 23	Timeliness Percentage of WK 23
1st	Lakes	113	113	100%	108	96%
2nd	WES	218	215	99%	183	84%
3rd	CES	110	99	90%	57	52%
4th	Unity	95	79	83%	74	78%
5th	NBGZ	89	66	74%	45	51%
6th	Upper Nile	98	64	65%	54	55%
7th	WBGZ	80	51	64%	28	35%
8th	Jonglei	121	75	62%	72	60%
9th	Warrap	123	71	58%	67	54%
10th	EES	142	52	37%	75	53%
	South Sudan	1189	885	74%	763	64%

KEY

	<60%	Poor
	61%-79%	Fair
	80%-99%	Good
	100%	Excellent

The timeliness of IDSR reporting (supported by EWARS mobile) at health facility level was at **74%** in week **24, 2022** and **64%** in week **23, 2022**. Reporting was above the 80% target in all states.

Reporting challenges: Low reporting from Renk; Lafon; Magwi; and Budi due to network/internet challenges



IDSR completeness performance at state level for week 24 & 23 of 2022

Completeness States Ranking	States	Number of reporting sites	No. of HFs Reported regardless of time in WK 24	Completeness Percentage of WK 24	No. of HFs Reported regardless of time in WK 23	Completeness Percentage of WK 23
1st	Lakes	113	113	100%	113	100%
2nd	WES	218	218	100%	218	100%
3rd	CES	110	99	90%	63	57%
4th	Unity	95	80	84%	79	83%
5th	WBGZ	80	67	84%	73	91%
6th	Warrap	123	98	80%	94	76%
7th	Upper Nile	98	76	78%	69	70%
8th	NBGZ	89	68	76%	76	85%
9th	Jonglei	121	89	74%	105	87%
10th	EES	142	65	46%	98	69%
	South Sudan	1189	973	82%	988	83%

KEY

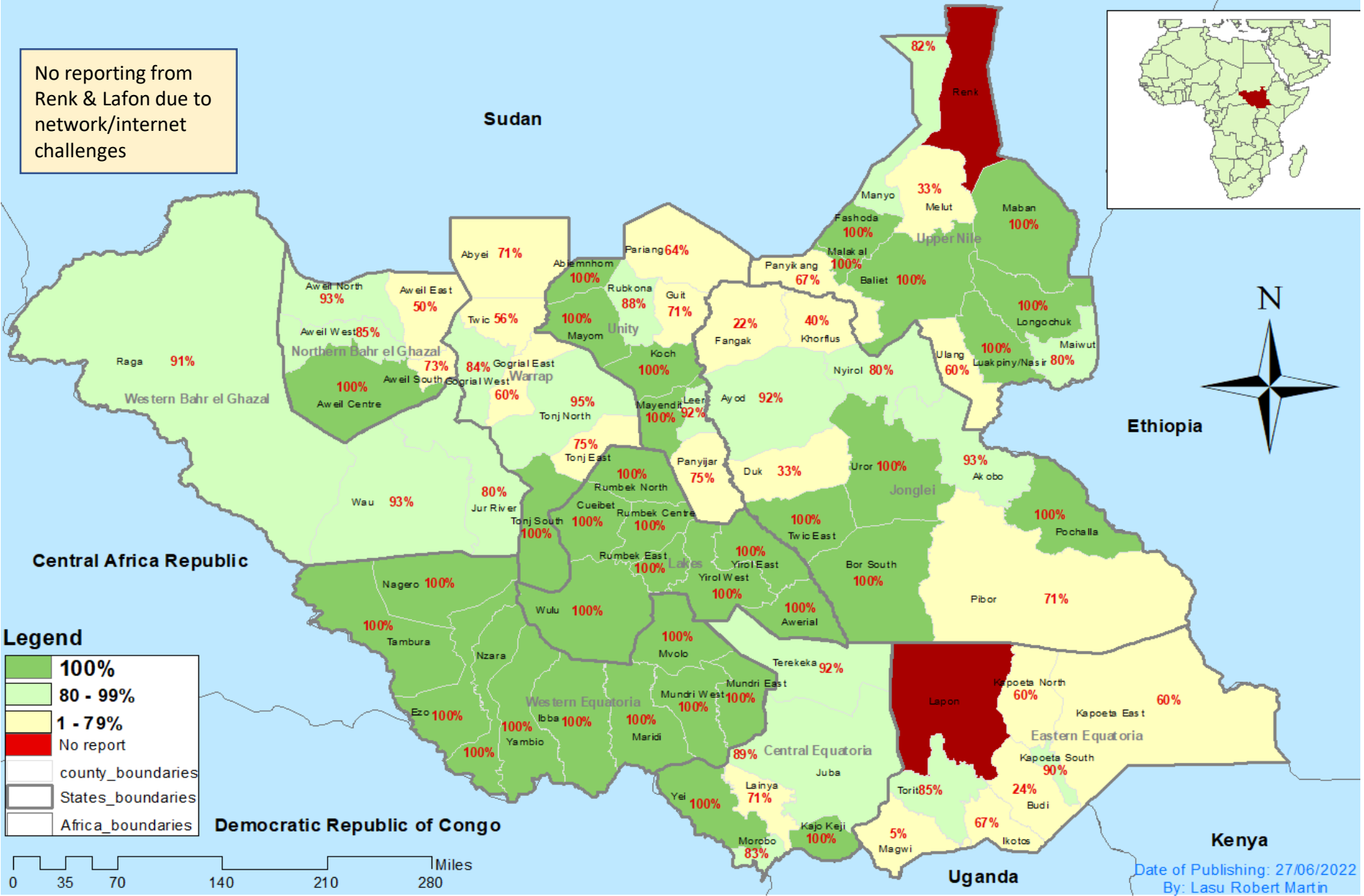
	<60%	Poor
	61%-79%	Fair
	80%-99%	Good
	100%	Excellent

The completeness of IDSR reporting (supported by EWARS mobile) at health facility level was **82%** in week **24, 2022** and **83%** in week **23, 2022**. Reporting was above the 80% target in all the states.

Low reporting from Renk; Lafon; Magwi; and Budi due to network/internet challenges

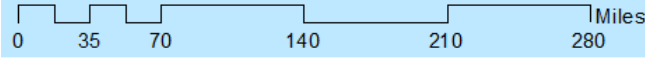
Map of South Sudan Showing the Completeness (reporting) by County in week 24, 2022.

No reporting from Renk & Lafon due to network/internet challenges



Legend

- 100%
- 80 - 99%
- 1 - 79%
- No report
- county_boundaries
- States_boundaries
- Africa_boundaries



Date of Publishing: 27/06/2022
By: Lasu Robert Martin

Disclaimer: The boundaries and names shown and the designations used on this map do not imply the expression of any opinion whatsoever on the part of the World Health Organization concerning the legal status of any country, territory, city or area or of its authorities, or concerning the delimitation of its frontiers or boundaries.

**Surveillance: EWARS timeliness performance indicator by partner
for week 24 and 23 of 2022**



Partner	HFs	Reporting	Performance		
PARTER	Number of reporting sites	# of reports received on Time in Week 24	Timeliness of Week 24	# of reports received on Time in Week 23	Timeliness of Week 23
UNH	2	2	100%	2	100%
IRC	2	2	100%	2	100%
SMC	6	6	100%	6	100%
Medicaïr	7	7	100%	7	100%
TRI-SS	2	2	100%	2	100%
HAA	4	4	100%	4	100%
ADA	1	1	100%	1	100%
Medair	2	2	100%	2	100%
CIDO	1	1	100%	1	100%
MSF-H	4	4	100%	4	100%
HFO	2	2	100%	2	100%
IOM	10	10	100%	10	100%
UNIDOR	2	2	100%	2	100%
World Relief	2	2	100%	2	100%
MSF-E	6	6	100%	4	67%
MC	2	2	100%	1	50%
IMC	24	22	92%	22	92%
Islamic Relief	5	1	20%	5	100%
SSHCO	1	0	0%	1	100%
CRADA	2	0	0%	0	0%
TOTAL	87	78	90%	80	92%

Timeliness for EWARS partner-supported sites were at 90% in both week 24, 2022 and 92% in week 23, 2022

Low reporting from Renk; Lafon; Magwi; and Budi due to network/internet challenges

Surveillance: EWARS timeliness performance indicator by partner for week 24 and 23 of 2022



Partner	HFs	Reporting	Performance		
PARTER	Number of reporting sites	# of reports received regardless of Time in Week 24	Completeness of Week 24	# of reports received regardless of Time in Week 23	Completeness of Week 23
UNH	2	2	100%	2	100%
CIDO	1	1	100%	1	100%
IRC	2	2	100%	2	100%
SMC	6	6	100%	6	100%
UNIDOR	2	2	100%	2	100%
Medair	2	2	100%	2	100%
HAA	4	4	100%	4	100%
HFO	2	2	100%	2	100%
Medicair	7	7	100%	7	100%
MC	2	2	100%	2	100%
MSF-H	4	4	100%	4	100%
TRI-SS	2	2	100%	2	100%
ADA	1	1	100%	1	100%
World Relief	2	2	100%	2	100%
IOM	10	10	100%	10	100%
MSF-E	6	6	100%	4	67%
CRADA	2	2	100%	0	0%
IMC	24	23	96%	24	100%
Islamic Relief	5	1	20%	5	100%
SSHCO	1	0	0%	1	100%
TOTAL	87	81	93%	83	95%

Completeness for EWARS partner-supported sites was at 93% in week 24, 2022 and 95% in week 23, 2022

Low reporting from Renk; Lafon; Magwi; and Budi due to network/internet challenges

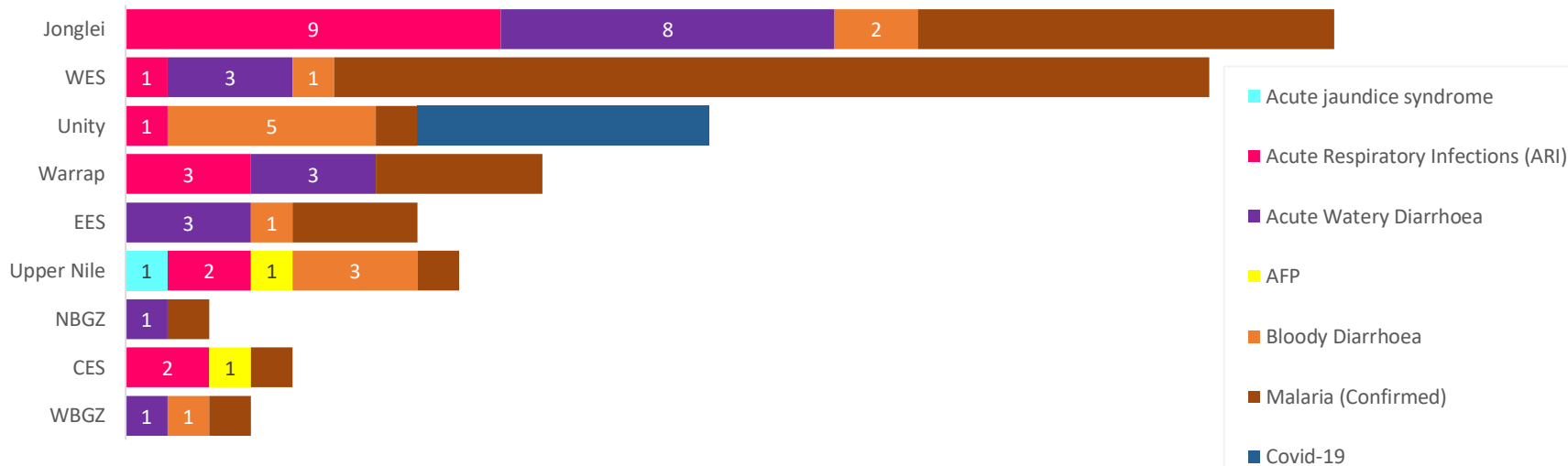
EVENT-BASED SURVEILLANCE



Alert management including detection; reporting; verification; risk assessment; & risk characterization

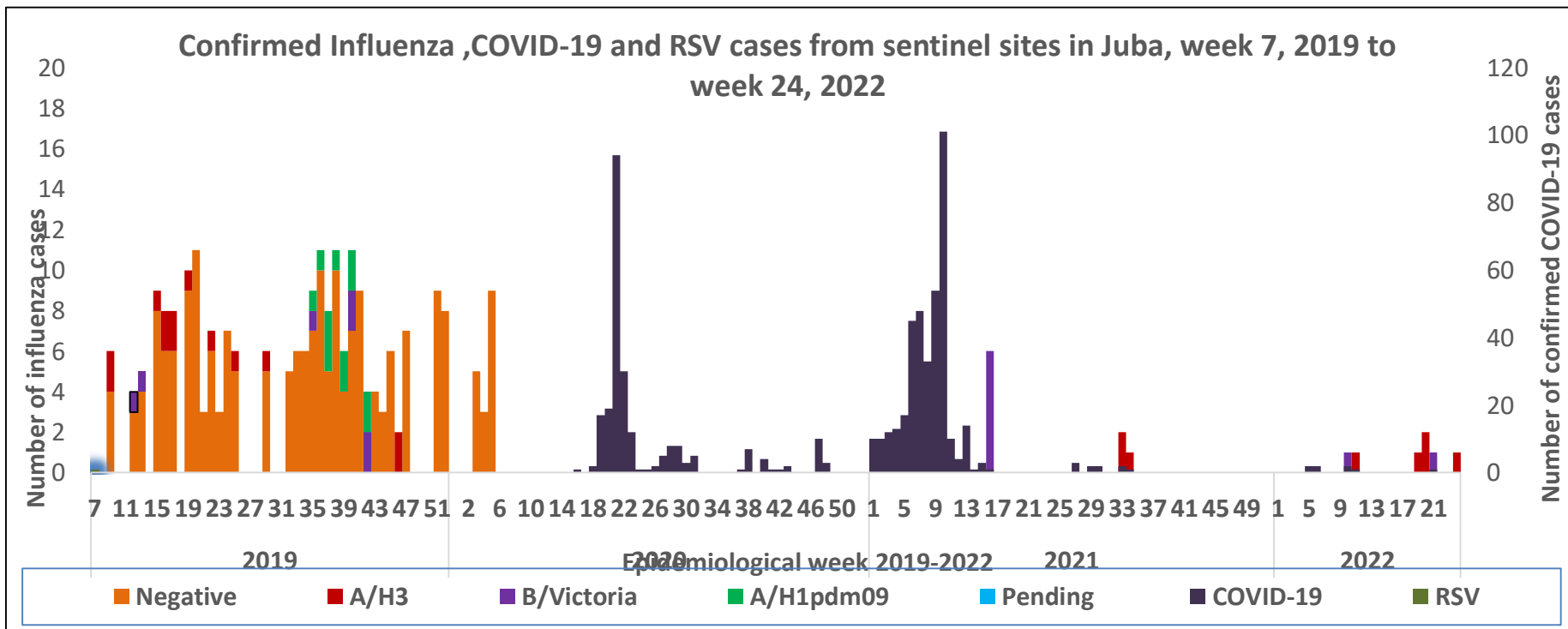


Alert by disease and States in week 24 of 2022 [a total of events specific alerts generated by state



This week a total of 122 Alerts were triggered from the EWARS System:

- ❖ 2 AJS alerts: these were triggered from Kodok Hospital.
- ❖ 2 Cholera alerts: from MSF-H Bentiu IDP camp Hospital and IRC Sector 4 Clinic of Rubkona County, Unity State.
- ❖ 2 AFP alerts: from Kierwan PHCC in Nasir County, Upper Nile State and Logwili PHCU in Lainya County, CES.
- ❖ 1 EBS alert: from Kapoeta Civil Hospital in Kapoeta South County, EES which was reported on 16th of June by CSO as a suspected case of Monkeypox, of a child 12 years old, represented with a headache, Rashes and blisters.
- ❖ 6 Measles alerts: these were from Panthou PHCC(2) ,Malekalel PHCC(2) and Kuajok Hospital (2)



- There are currently three designated Influenza sentinel surveillance sites in Juba (Juba Teaching Hospital and Al Sabah Children’s Hospital & Juba Military Hospital) that are collecting epidemiological data and samples from ILI/SARI cases.
- By the end of wk. 52 of 2021, a total of 266 ILI/SARI samples have been collected and tested in NPHL, 257 being negative; 6(2%) positive for Influenza B (Victoria); 3 (1%) positive for Influenza A (H3) and zero(0%) positive for Influenza A (H1)pdm09.
- From week 1-to 24,2022; a total of 257 ILI/SARI samples were collected,241 samples tested negative, and a Cumulatively, 6 tested positive for covid-19,1 positive for Influenza B (Victoria), and 4 positives for influenza A(H3). 3 RSV was confirmed in Week 24

A 12-year-old, male South Sudanese, student living in Kapoeta town residential area, reported to Kapoeta Civil Hospital on date 16, June 2022 represented with signs and symptoms of suspected Monkeypox as Myalgia, rashes filled with blisters a fever, headache, and general body weakness. With no travel history for the last 1 year

The CRRT was activated and dispatched to the area for the investigation, Sample was collected and sent to NPHL for further investigation.

Active case search and listing of the contacts is ongoing

The samples have reached the NPHL Juba and arrangements are underway to ship to National Institute for Communicable Diseases (NICD) in South Africa for PCR test.

Probable Cases; Hepatitis E, Leer County, Unity State

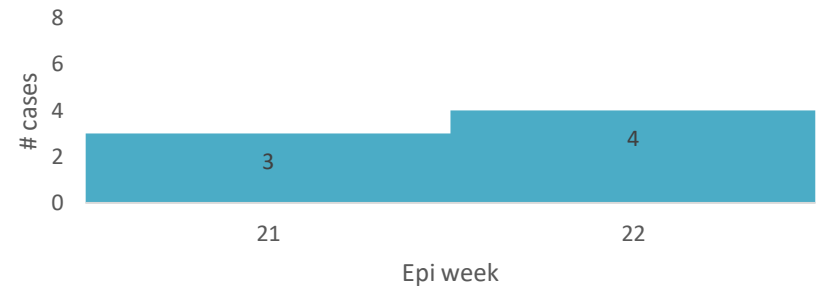
Descriptive epidemiology

- Leer county started reporting suspected hepatitis E cases in week 21, 2022.
- Total of **7** cases been reported so far. 4 suspected AJS cases were reported in week 22, 2022. 4 positive RDT.
- Of the 7 cases, 0 tested positive for Hep C, Hep B or Malaria.
- Majority of the cases (57%) were reported from Leer payam.
- The first reported case, (Female, 18 years old, from Leer town) was reported on 21 May 2022. She's pregnant (2nd trimester), and was admitted to MSF clinic, made full recovery and was discharged on 28 May.
- Of these 7 cases, 6 were women (86%), 1 male (14%)
- Most cases are under 10 years of age - the median age for all the cases is 6 years (age range: 2-19 years)
- All 7 (100%) confirmed positive cases presented with jaundice. 1 case was admitted and discharged. Since then, no other cases have required admission.
- As of 02 June 2022, 0 deaths associated with this outbreak have been reported.
- One sample was collected and was shipped to NPHL for testing.

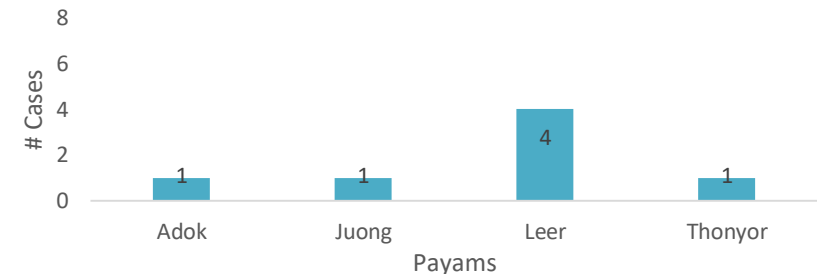
Ongoing Response:

- Case management is ongoing
- Surveillance is being strengthen, CHD and partners to collect more samples for shipment and testing

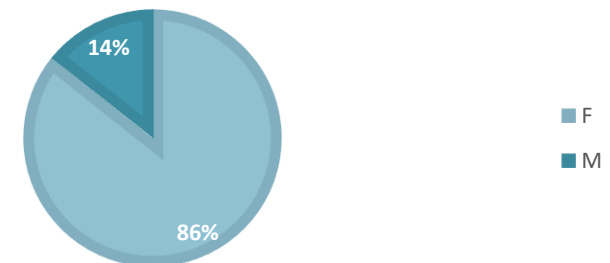
Epi curve of Probable Cases of HEV E cases in leer county from week 21 to week 22, 2022.



Probable Cases of HEV E cases in leer county by Location from week 21 to week 22, 2022.



PROBABLE CASES OF HEV E CASES IN LEER COUNTY BY SEX FROM WEEK 21 TO WEEK 22, 2022.



ACTIVE OUTBREAKS AND PUBLIC HEALTH EVENTS

Brief epidemiological description and public health response for active outbreaks and public health events`

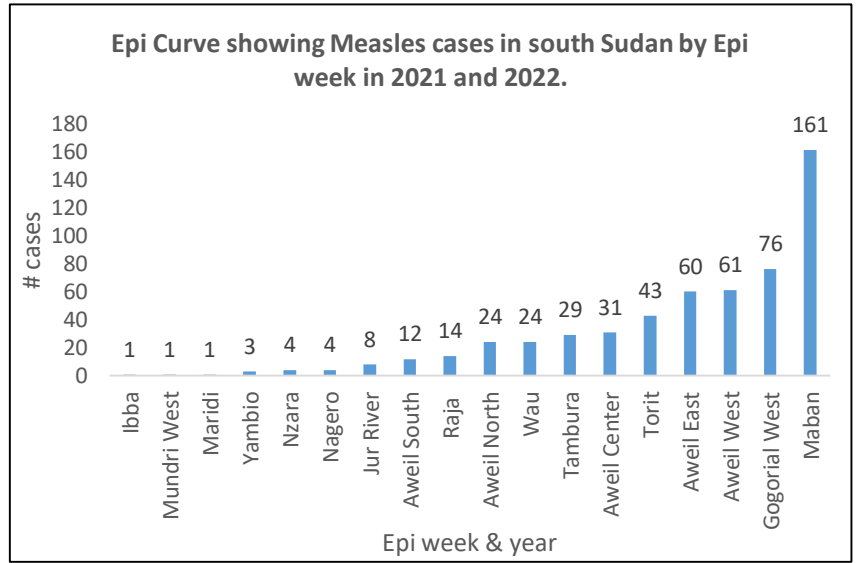
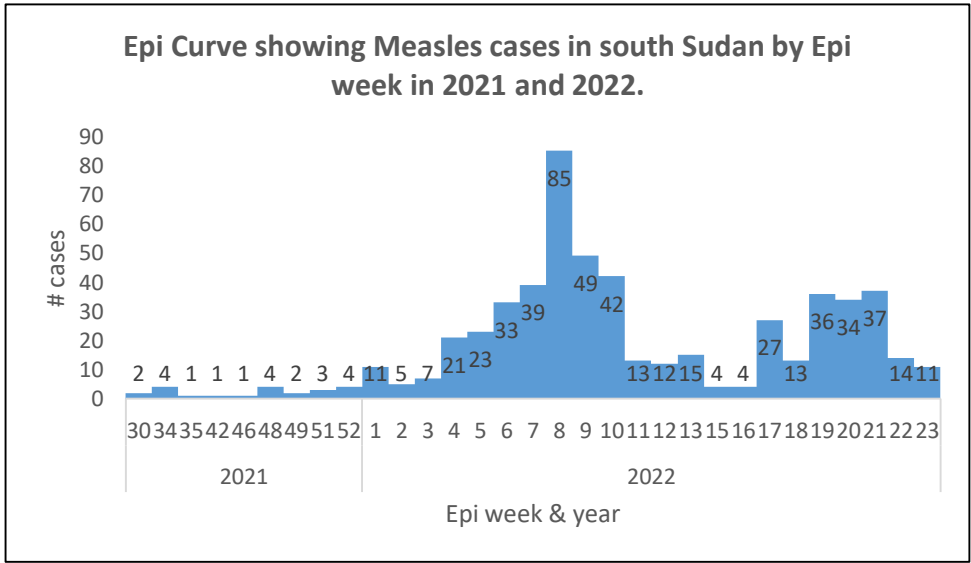
South Sudan Measles Lab updates as of week 21, 2022

S/N	County	Total Number of Samples tested	Measles IgM Positive	Rubella IgM Positive	Comment
1	Gogrial West	63	9	46	Confirmed measles outbreak in week 15 and rubella since week 1, 2022
2	Greater Pibor	9	1	0	
3	Yambio	3	0	0	
4	Wau	20	2	11	Confirmed rubella outbreak
5	Nzara	4	1	1	1 measles positive tested in week 8
6	Yei	2	0	0	
7	Raja	5	4	0	Confirmed Measles outbreak
5	Torit	17	9	1	Confirmed measles outbreak
6	Pariang	1	0	0	
8	Maban	10	4	5	Confirmed measles and rubella outbreak
9	Cueibet	4	0	4	Confirmed rubella outbreak
10	Tambura	16	3	13	Confirmed measles and rubella outbreak
11	Maridi	1	1	0	
12	Mundri West	1	0	0	
13	Aweil East	17	7	0	Confirmed measles outbreak
14	Aweil Centre	7	5	0	Confirmed measles outbreak
15	Aweil West	24	17	0	Confirmed measles outbreak
16	Budi	1	0	0	
17	Jur River	13	2	6	Confirmed rubella outbreak
18	Bor	1	0	0	
19	Wulu	1	0	0	
20	Nyirol	1	0	0	
21	Aweil North	3	2	0	
22	Magwi	1	1		
23	Aweil South	5	0	0	
24	Ibba	1	0	0	
	TOTAL	231	68	87	136 samples tested negative for both Measles and rubella IgM

- A total of 230 samples were received for measles/rubella serology testing from 24 counties, week 1 to week 21, 2022
- Of all the 231 samples, 68 tested positive for measles IgM and 87 rubella IgM positive
- Measles outbreaks confirmed in 8 counties and rubella in 6 counties as shown in the table

Measles Situation Update in South Sudan June, 2022

S/N	County	Cases (n)	Deaths (CFR%)	Administrative coverage %	PCE results	Comments
1	Torit	43	2 (4.7%)	Completed	98%	
2	Maban County/Doro Refugee	161	0 (0%)	98% (Refugee) 89% (Host)		
3	Tambura	29	0 (0%)	102%	93%	
4	Raja	21	0 (0%)	ongoing		
5	Gogrial West	54	0 (0%)	Ongoing		
6	Aweil Center	31	0 (0%)	Planned		
7	Aweil East	60	0 (0%)	Planned		
8	Aweil West	65	0 (0%)	Planned		



Response| Summary of major ongoing outbreaks in 2022

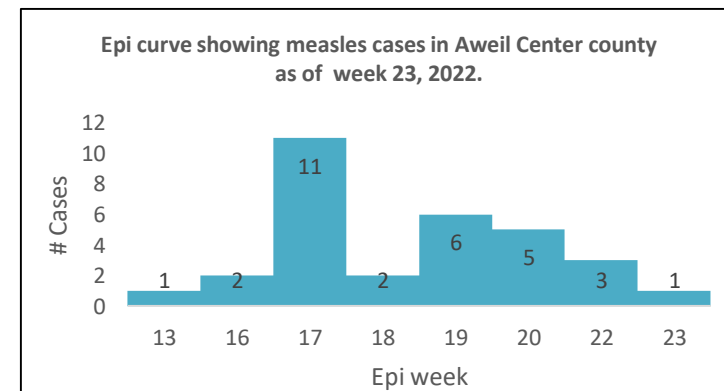
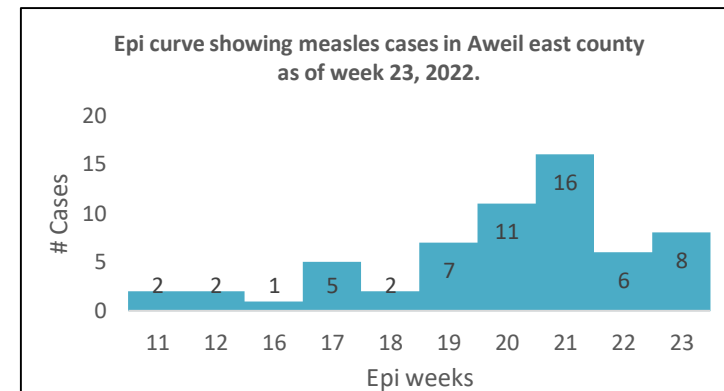
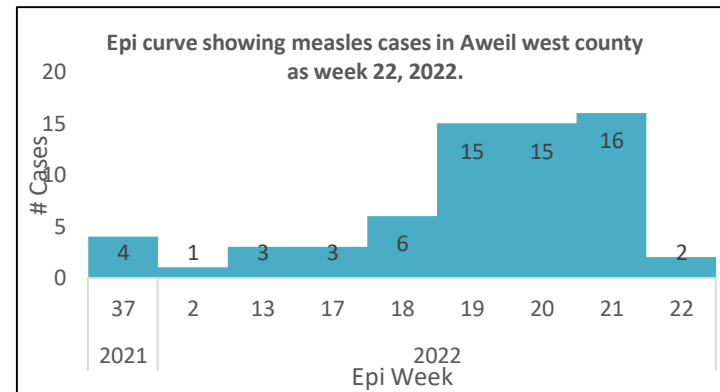
Aetiological agent	Location (county/ state)	Date first reported	New cases since last bulletin	Cumulative cases to date (attack rate %)	Interventions			
					Case management	Vaccination	Health promotion	WASH
Ongoing epidemics								
Hepatitis E	Bentiu PoC	03/01/2019	48	2,751(0.017)	Yes	No	Yes	Yes
COVID-19	35 counties	05/4/2020	11	17,651 (0.0006)	yes	yes	yes	yes
Cholera	Bentiu	20/3/2022	34	212(0.016)	yes	yes	yes	yes
Anthrax	Gogrial West	24/1/2022	3	80(0.037)	Yes	No	Yes	Yes
Meningitis	Northern Bahr Elgazal State	7/1/2022	1	257(0.003)	Yes	No	Yes	Yes
Measles	Aweil West	11/5/2022	2	65(0.030)	Yes		Yes	Yes
Measles	Aweil East	12/3/2022	8	60(0.013)	Yes		Yes	Yes
Measles	Aweil Center	24/4/2022	1	31(0.32)	Yes		Yes	Yes

Descriptive epidemiology

- Aweil East county started reporting suspected measles cases first in week 11, 2022 followed by Aweil Center in week 17, 2022 and Aweil West in week 22,2022.
- Majority of the cases were reported from Aweil West with **65** cases, **60** cases for Aweil East and **31** cases for Aweil Center. No death was reported from all 3 counties.
- 19% (4) cases from Aweil center county were vaccinated, while 12.5% (7) in Aweil West and 8.8% (3) cases in Aweil East county.
- Children under the age of five year represent 78% (70% if you only count 6 – 59 months) of the affected population.
- Majority of the cases are male in Aweil West 57% and Aweil Center 52% compared to Aweil East 43%
- Most affected areas are Aweil Town, Baac and Nyalath

Response Actions

- Two reactive campaigns (targeting children aged 6- 59-Month-old) were conducted in Aweil Center with 19,412 children vaccinated and 155% coverage and in Aweil West with 46,818 children vaccinated and 94% coverage.
- Ongoing preparations for 2 reactive campaign in Aweil East county.
- Case management is ongoing
- Surveillance is being strengthen with continues sample collection

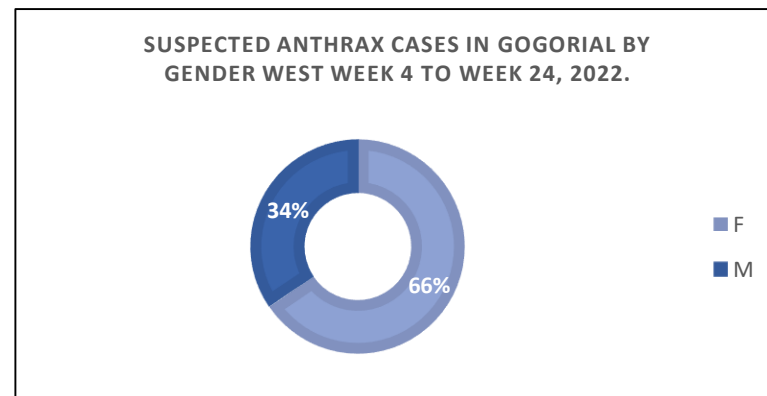
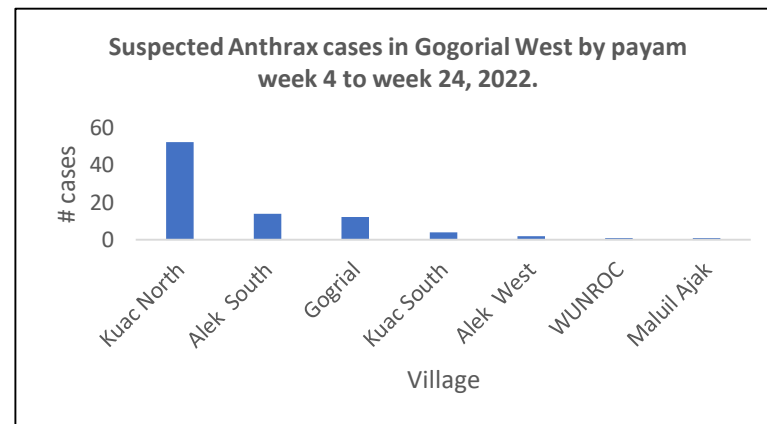
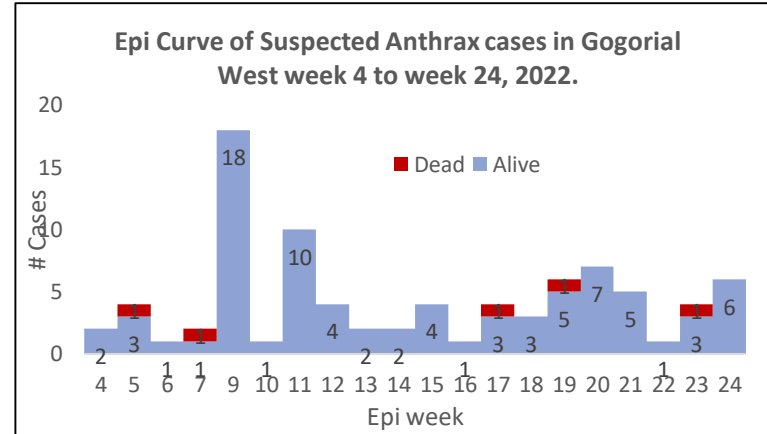




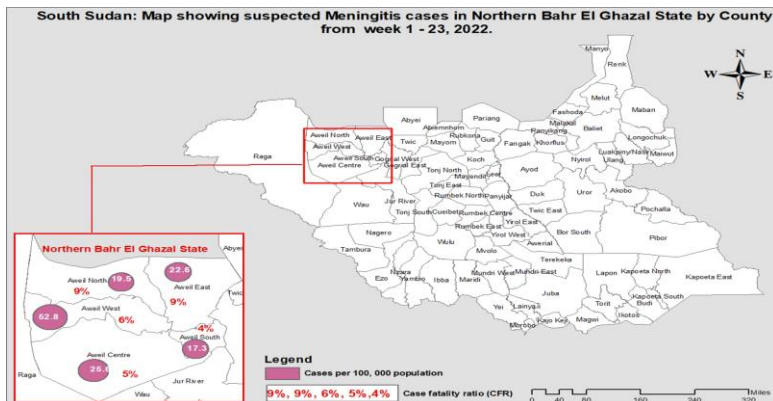
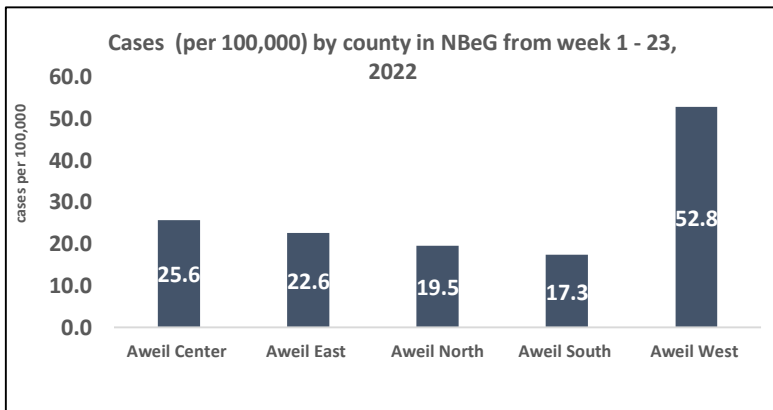
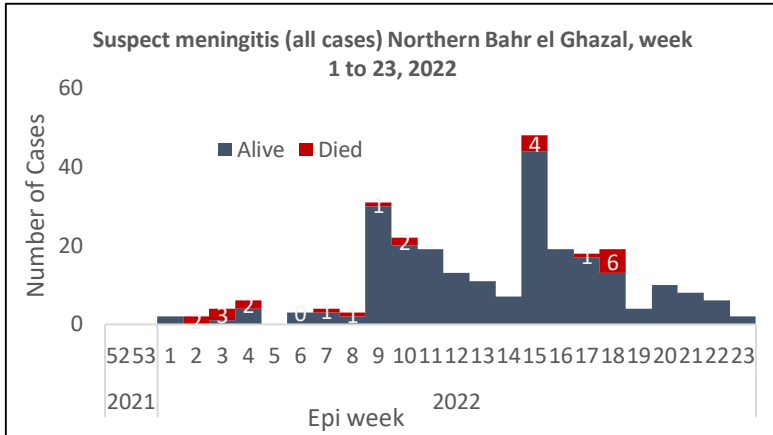
- Suspected anthrax cases were detected at the Kuajok hospital, and a retrospective review of the facility registers revealed over cases in the past two months.
- On 18th May 2022, a national team composed of MOH, MOAF, WHO, ICAP, and FAO visited the state to conduct an in-depth epidemiological investigation and response. The team visited Kuajok hospital, Gogrial PHCC, and Alak PHCC to review register books. The team also visited 24 villages where Anthrax suspected cases come from
- 3 new cases were reported in week 23, 2022 bringing the total number of cases line-listed to **87 cases and 5 deaths**, case fatality rate (**CFR 5.7%**).
- All cases are from one County of Gogrial West. **61.25%** of the cases are from Kuac North Payam. **66%** of the cases are among females.
- Out of the 18 samples collected, 8 tested positive by PCR.
- Additional 7 human samples were collected from cutaneous lesions for further analysis. sample collected, 4 samples in Kuajok State Hospital, 2 samples from Mathiang Monyjoooc village and one from Akac Village.
- A total of 10 animal samples were collected by the animal health experts and 3 soil samples for further analysis.

Ongoing response

- Active case search and line listing of cases in the affected county and the surrounding.
- Case management at Kuajok hospital.
- Ongoing discussions with the Ministry of Animal Resources and Fisheries to conduct an immunization campaign to vaccinate all domestic Animals
- Risk communications and community engagements activities are ongoing through local radios
- More samples to be collected for Gram stain and PCR.
- Ongoing multisectoral coordination meeting at state and national level.



Suspected Meningitis in Northern Bahr el Ghazal State



- **257** suspect cases, with **23 deaths (CFR 9%)** reported from **5** counties in NBeG from week **1-23, 2022**
- **Spike in suspect cases reported in weeks 9, and 15, 2022.**
- Most cases reported among **15+ yrs (43%)** and **<1 – 4 yrs (24%)**
- **Most deaths (CFR 57%)** have occurred in **infants (<1yr)**. The risk of death reduces with increasing age
- **Aweil North** reported the highest **CFR of 10%** which is the threshold
- **Aweil West and Aweil center** reported the **highest cumulative attack rates** during the reporting period and surpassed the alert threshold.
- **A total of 18 samples were** shipped to NPHL and then to the National Institute of Communicable Diseases in South Africa for PCR, of the 18 samples 5 were positive for *Neisseria meningitidis*, (3 serogroup X) and 4 *Streptococcus pneumoniae* and one *H. Influenzae*. Other 9 samples tested negative by PCR and no growth by culture.
- Last **MenAfriVac** vaccination in March **2016** attained **adm. coverage of 92.3%**. South Sudan has not introduced the pneumococcal vaccine (PCV) into routine immunisation

Response Activities Underway:

- State MoH and partners are doing weekly coordination meetings.
- Case identification, investigation and management underway in Aweil Civil hospital by MSF France
- Secured 3,000 vials of ceftriaxone from ICG and **1,000 vials of ceftriaxone was distributed to NBGZ state affected counties**
- WHO support to establish capacities for molecular testing of bacterial meningitis in South Sudan through NICD
- WHO support to strengthen surveillance and response capacities through trainings on IDSR and meningitis surveillance and response which will be conducted from 11-29 July 2022 covering all the affected counties

Descriptive epidemiology

- *V. cholerae* case confirmed on 14 Apr 2022 in Bentiu.
- **34** new cholera cases (including 4 RDT positive cases) reported from Bentiu IDP camp
- **212** cholera cases have been reported cumulatively. **36** RDT positive cases of whom, 15 tested culture positive
- **0** new deaths reported. One case died giving **0.47%** case fatality rate (CFR).
- 129 (61%) are females, and males account for 83 (39%).
- Overall, 0-4yrs are mostly affected with 72 (34.0%) of the 212 cases reported.
- Two new areas (Roraik and Pariang have reported confirmed RDT positive cases

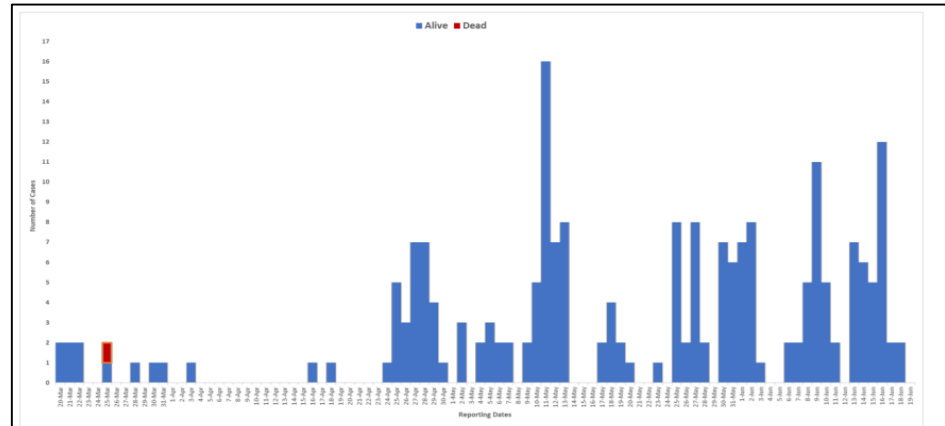
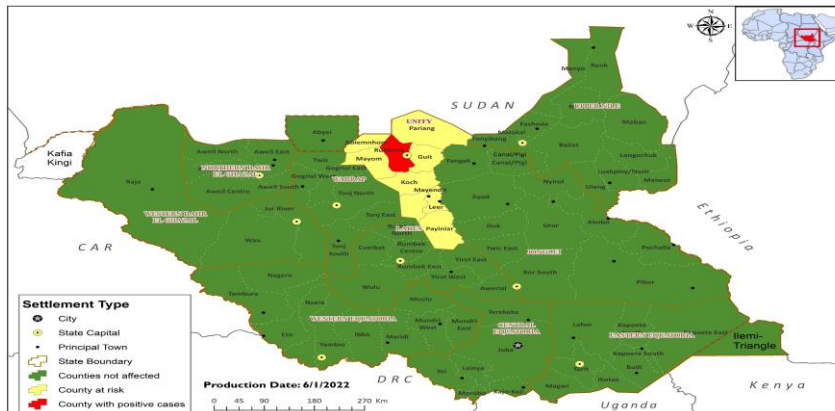


Figure 1: Epi curve of cholera cases in South Sudan, 20 March to 19 June 2022

Table 2: Vaccination status of reported Cholera Cases by Age Category, Rubkona county, 20 March – 19 June 2022

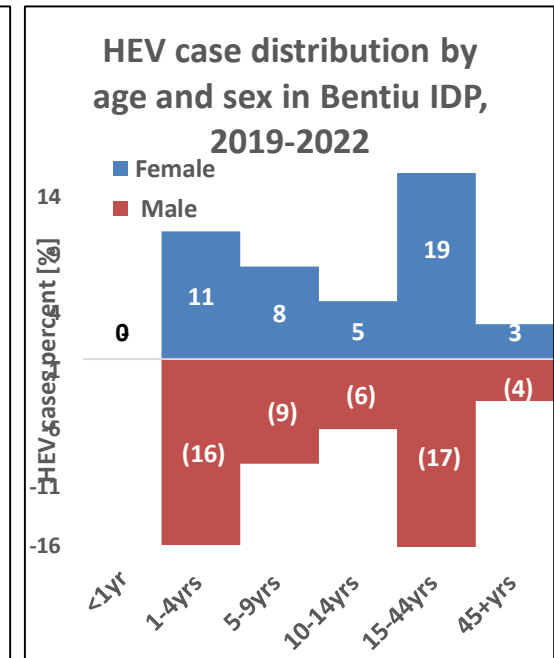
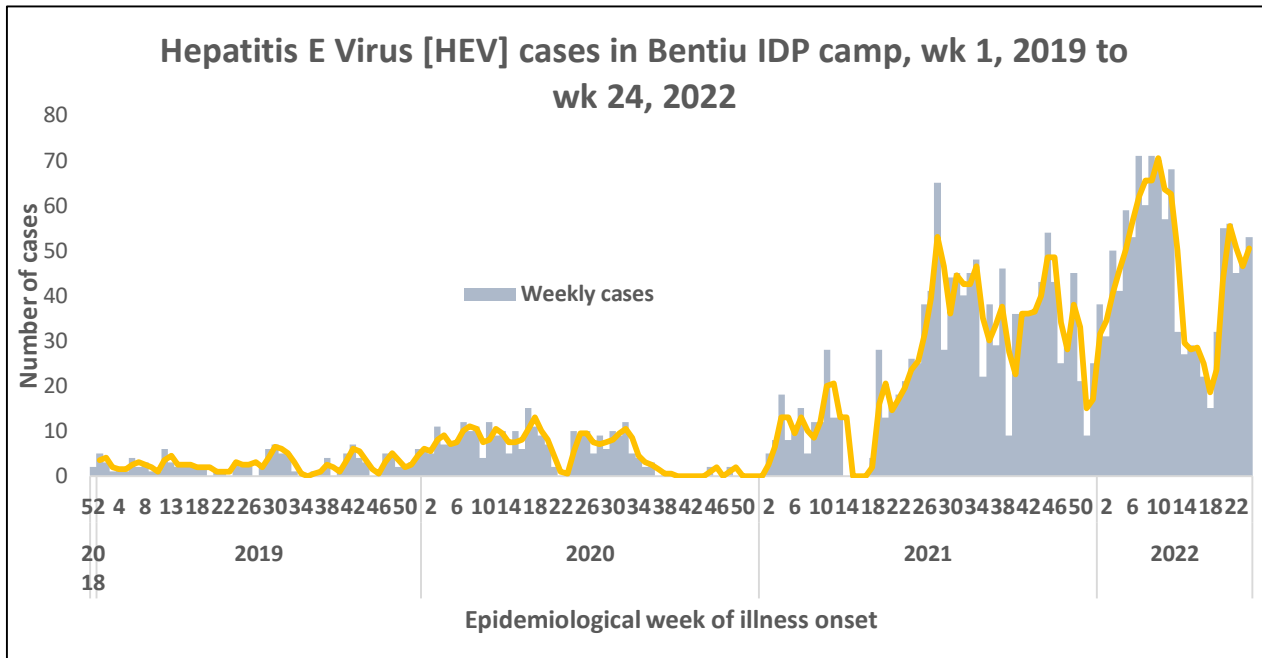
Age Group	Vaccinated		Not Vaccinated		Unknown		Total	
	Cases	%	Cases	%	Cases	%	Cases	%
0-4 yrs	8	16.3	45	42.5	19	33.3	72	34.0
5-9 yrs	2	4.1	11	10.4	3	5.3	16	7.5
10-14 yrs	11	22.4	6	5.7	10	17.5	27	12.7
15-19 yrs	1	2.0	8	7.5	7	12.3	16	7.5
20 -49yrs	20	40.8	24	22.6	13	22.8	57	26.9
≥50 yrs	7	14.3	12	11.3	5	8.8	24	11.3
Total	49	100	106	100	57	100.0	212	100

Note: Vaccinated cases account for 49(23.1%), not vaccinated accounts for 106(50.0%) and 57 (26.9%) have unknown vaccination status. The vaccinated cases are among the following age groups: 20-49yrs 20 (40.8%); 10-14yrs 11(22.4%); 0-4 yrs 8 (16.3%), ≥50 yrs accounts for the least with 7 (14.3%), 5-9yrs 2(4.1%) and 15-19yrs 1(2.0%).



- PHEOC activated to coordinate response
- Cholera Contingency plan finalized for resource mobilization, total budget is (23,549,870.04USD)
- Surveillance heightened and suspected cholera cases are being investigated at the sub national level by surveillance officers
- https://moh.gov.ss/press_release.php

- OCV campaign in Juba county was launched on **14th June 2022** in Medan Zahra playground.
- OCV Social mobilizers training conducted on 9th June 2022, at the SMOH
- OCV vaccinators/ TOT training was held on 10th June 2022 at the public health institute.
- The SMOH and Health partners are supporting the teams in different Payam.
- The vaccination is targeting the following payams ;
 - **Bungu, Dolo, Ganji, Gondokoro, Juba Town, Kator, Lirya, Lokiliri, Lobonok, Mangala, Munuki, Northern Bari, Rajaf, Rokon, PoC 1, PoC 3, Mangala IDP, Mangateen, Mahad, Don Bosco.**
- The campaign is targeting **633,336** people one year and above.
- WHO is providing technical support and the operational costs for the campaign.
- GTFCC has approved **425,000** OCV doses for the campaigns in hotspot counties of Awerial and Yirol East.
- However, the ICG request for 1million OCV doses targeting 5 counties surrounding Rubkona county was not approved due to shortage in global oral cholera vaccine stockpile. Health workers and implementing partners are advised to continue the efforts to strengthen surveillance in the country; and resubmit immediately a new ICG request if cholera cases are confirmed.



Descriptive epidemiology

- The persistent transmission of HEV in Bentiu IDP camp continues with **2,804** cases since the beginning of 2019
- A total of **53** HEV cases were detected and reported in week 24 2022.
- HEV transmission has reduced from a peak of 60 cases every fortnight by week 8, 2021 to 40 cases every fortnight by week 24, 2022.
- All the cases have been managed as outpatient cases except for seven cases who were admitted
- **24** deaths reported in 2019, 2020 and 2021 (CFR 0.87%)
- 46% are female and 54% are male. Within the IDP camp, the sector specific attack rates for HEV disease for the period week 1, 2022 are highest in sectors 3 and 5.



HEV response update

1. Following the completion of the multi-cluster HEV response strategy, resources have been secured to optimize the response and interrupt transmission.
2. Increased the amount of water per person to 16 liters as part of Hepatitis E virus response
3. IOM has constructed 28 latrines in sectors 2&3
4. IOM deployed 5 operational dislodging tanks for human excreta disposal and dislodging disposition is ongoing in all sectors.
5. IOM has deployed casual workers to collect the solid waste
6. IOM hygiene promoters conducting house-to-house & schools messaging on HEV control
7. IRC recruited 33 home health promoters in sector 4 and 5; while WR recruited and deployed 15 HHs at sector 1 & 2.
8. IOM conducted targeted NFI distribution to Lactating and pregnant
9. IOM-CCCM deployed teams to clean up the drainage around the camp to flash out stagnant water and about 18 kilometer of drainage has been cleared and dried up.
10. WHO trained 90 HCWs to enhance HEV detection and investigation while 90 frontline HCWs were trained on case management
11. MSF conducting case verification and active case search in the community
12. Weekly HEV Taskforce coordination meeting ongoing to provide leadership to and oversee the response
13. **The HEV vaccination campaign was conducted in March 2022; first round coverage was 91% and second round was 82% in Bentiu IDP camp were vaccinated aged 16-40 years (incl. pregnant women)**

HEV response challenges


1. WR and IRC lack HEV testing kits to diagnose the disease
2. Lack of long-term investment to improve WASH situation in the camp

Response | Summary of major controlled outbreaks in 2020 and 2021



Aetiological agent	Location (county)	Date first reported	New cases since last bulletin	Cumulative cases to date (attack rate %)	Interventions			
					Case management	Vaccination	Health promotion	WASH
Controlled epidemics								
Measles	Pibor	27/1/2020	NR	355 (0.0028)	Yes	Yes		Yes
Measles	Wau	5/1/2020	NR	39 (0.051)	Yes	Yes		Yes
Measles	Ibba	25/1/2020	NR	55 (0.36)	Yes	Yes		Yes
Rubella	Tambura	11/1/2021	NR	23 (0.13)	Yes	No		Yes
Rubella	Nagero	01/03/ 20201	NR	5 (0.25)	Yes	No		Yes
cVDPV2	25 counties	11/06/2020 18/09/2020	NA	59	Yes	Yes		Yes
Measles	Torit	8/2/2022	NR	1 (0.023)	Yes	Yes		Yes
Measles/ Rubella	Maban- Doro Camp	5/01/2022	NR	20 (0. 124)	Yes	Yes		Yes
Measles/ Rubella	Tambura	20/02/2022	NR	5 (0.4)	Yes	Yes		Yes
Rubella	Gogrial West		NR	76(0.13)	Yes	No		Yes

COVID-19 UPDATES

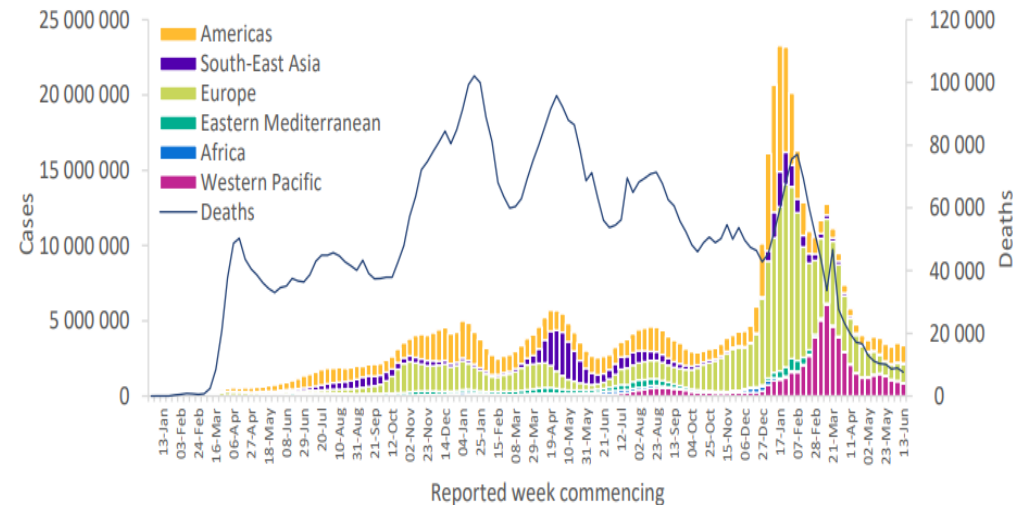




Situation update as of 19th June 2022

- **Globally, 19th June 2022**, there have been **536 838970 confirmed cases** of COVID-19, including **6 317 653 deaths**, reported to WHO. As of **21st June 2022**, a total of **11,912,594,538 vaccine doses** have been administered.
- **In Africa, as of 19th June, 2022** there have been **9 074 845 confirmed cases** of COVID-19, including **173 207 deaths** reported to WHO

Figure 1. COVID-19 cases reported weekly by WHO Region, and global deaths, as of 19 June 2022**



WHO: <https://www.who.int/health-topics/coronavirus>

- **17,687** confirmed cases with **138** deaths and 2,005 active cases - **0.78%** case fatality rate (CFR)
- **3** new confirmed cases during the week.
- The Omicron [B.1.1.529]) predominates the last batch of samples sequenced at Uganda Virus Research Institute ; 79.6% of cases detected in Juba compared to 20.4% outside of Juba
- **2,121,370** vaccine doses received to-date. **717,964** vaccine doses administered to date. **625,723** fully vaccinated (3,736 with two AZ vaccine doses, 578,691 with single dose J&J vaccine). Ongoing vaccination roll-out in 10 state, 3 administrative areas, 80 counties and 694 health facilities.



Epi Curve

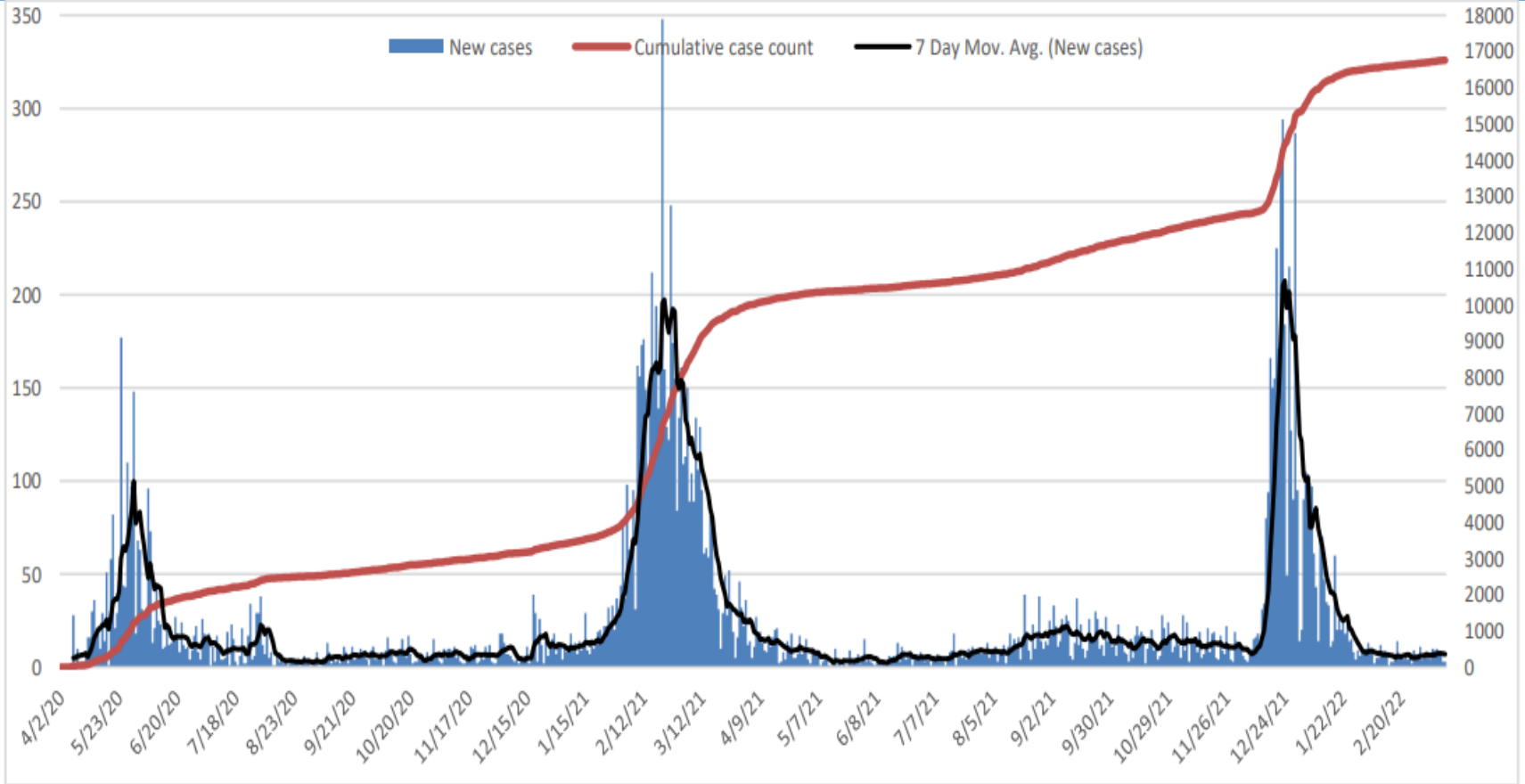



Figure 2. Epidemiological curve of reported cases through Week 10

DEMOCRATIC REPUBLIC OF THE CONGO

| EBOLA VIRUS DISEASE OUTBREAK

SOUTH SUDAN PREPAREDNESS



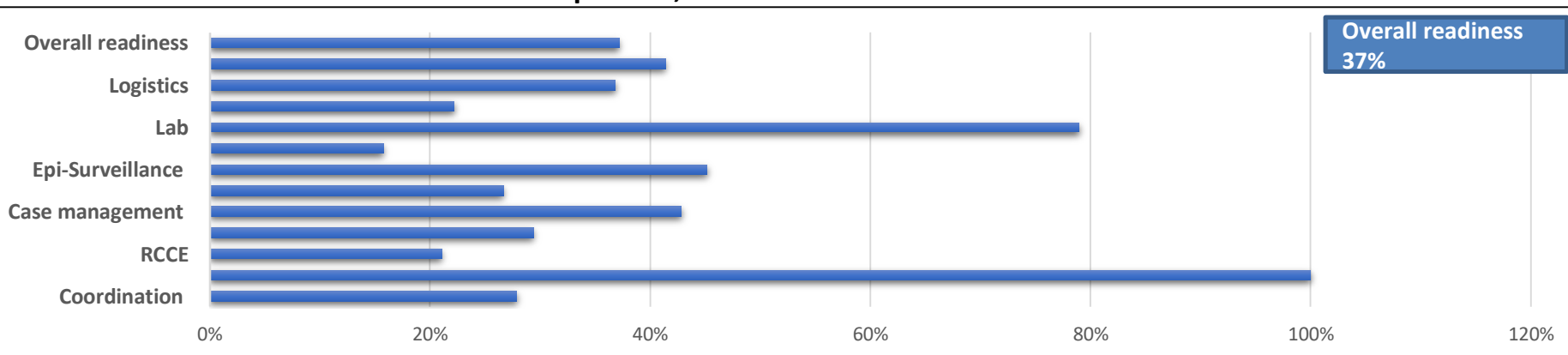
Highlights

- Almost four weeks have passed without report of a new case of Ebola virus disease (EVD) in the Democratic Republic of the Congo (DRC). ***The last case was reported on 19 May 2022.***
- As of 12 June 2022, a total of five (four confirmed and one probable) cases of EVD have been reported in the current outbreak in the DRC, with a case fatality ratio of 100%.
- Three health areas (Libiki, Mama Balako and Motema Pembe) across two health zones (Mbandaka and Wangata) in Equateur Province have been affected so far.

South Sudan Priority Areas:

1. Coordination and stewardship.
2. Epi surveillance including contact tracing at health facility and community level and PoE
3. RCCE
4. Laboratory strengthening (lack of primers)
5. IPC and SDB- South Sudan had launched it's IPC strategic plan and partners have expressed commitments to support the plan. Need to strengthened SDB
6. Case management and vaccination

Baseline EVD readiness capacities, June 2022





**OVERALL
CONCLUSIONS AND
RECOMMENDATIONS**

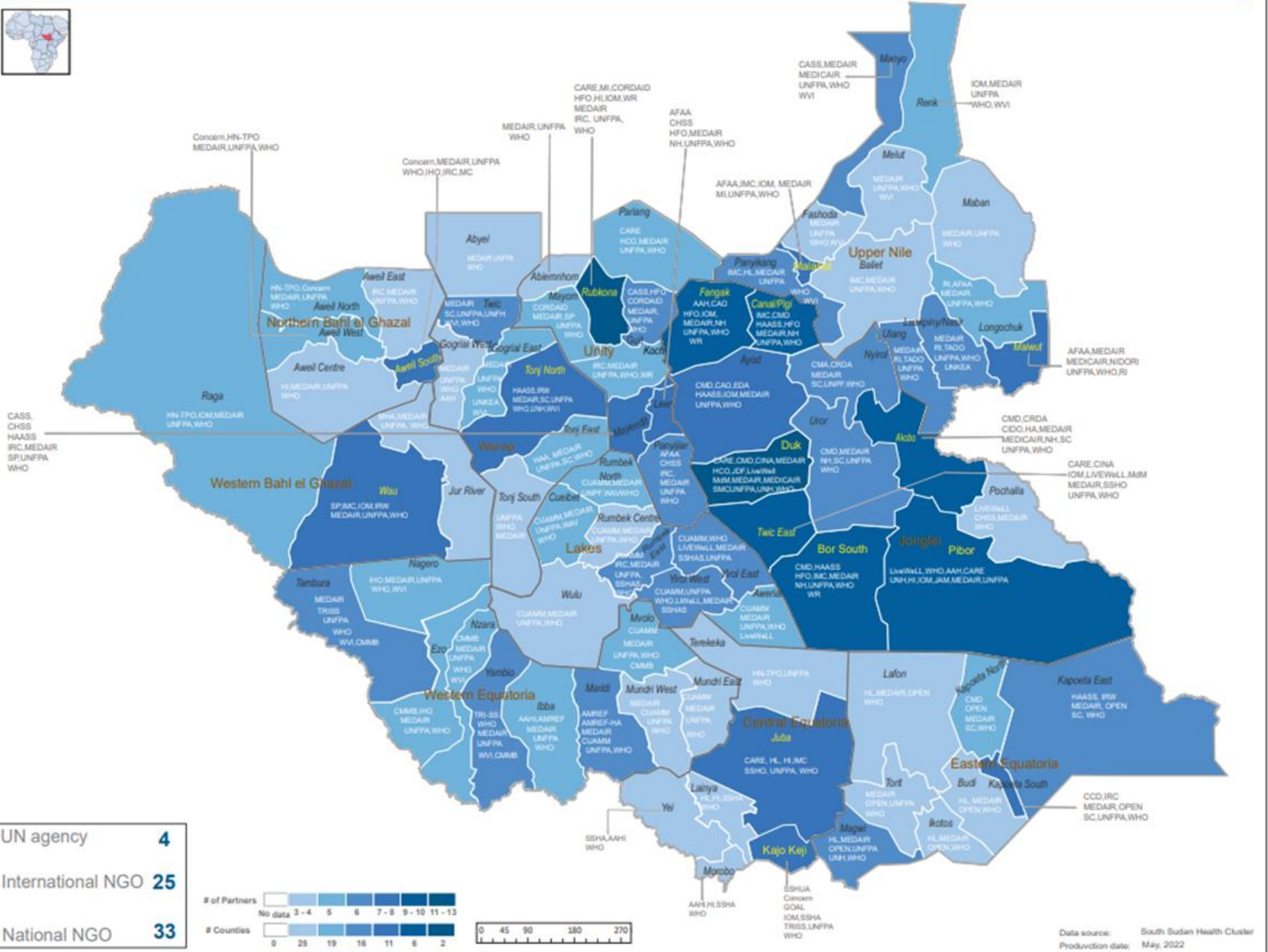
Conclusions

- The overall performance of IDSR and EWARN reporting sites in week 24, 2022 is above the target of 80%
- **17,687** confirmed COVID-19 cases (CFR **0.78%**) **138** deaths reported since the onset of the outbreak
- HEV transmission has reduced from a peak of 60 cases every fortnight by week 8, 2021 to 40 cases every fortnight by week 24, 2022
- Confirmed Measles outbreaks in Aweil West, Aweil East and Aweil North counties
- Confirmed Cholera outbreak in Bentiu, Unity with 212 cases and one death CFR 0.47%
- Meningitis outbreak in Northern Bahr Elgagal state with 257 suspect cases and 23 deaths (CFR 9%)
- Confirmed anthrax in Gogrial West county with 8 tested positive with 80 cases and 4 reported deaths a case fatality rate (CFR 5%).

Recommendations

- Partners should continue supporting County Health Departments (CHD) & State Ministries of Health on timely IDSR/EWARN reporting
- Health facilities should conduct initial investigation on suspected epidemic prone diseases and collect samples
- Support the multicluster HEV response strategy in Bentiu IDP camp and the ongoing cholera outbreak
- Strengthen surveillance for Meningitis in NBGZ and Anthrax in Warrap states
- Enhance COVID-19 surveillance, investigate ARI/ILI/SARI cases, and optimize SARS-COV2 Ag-RDT use
- Implement the accelerated COVID-19 vaccine absorption plan to attain 70% coverage by July 2022
- Conduct reactive measles vaccination campaign Aweil West, Aweil East and Aweil North counties and mobilize communities countrywide to enhance routine immunization

South Sudan Health Cluster HRP Partners 2022



Concern, HN, TPO, MEDAIR, UNFPA, WHO

Concern, MEDAIR, UNFPA, WHO, IHO, IRC, MC

MEDAIR, UNFPA, WHO

CARE, MI, CORDAID, HFO, HL, IOM, WR, MEDAIR, IRC, UNFPA, WHO

AFAA, CHSS, HFO, MEDAIR, NH, UNFPA, WHO

AFAA, IJC, IOM, MEDAIR, M, UNFPA, WHO

CASS, MEDAIR, MEDICAIR, UNFPA, WHO, WWI

IOM, MEDAIR, UNFPA, WHO, WWI

HN, TPO, Concern, MEDAIR, UNFPA, WHO

IC, MEDAIR, UNFPA, WHO

MEDAIR, UNFPA, WHO

CARE, HFO, CORDAID, MEDAIR, UNFPA, WHO

AAN, CAD, HFO, IJC, MEDAIR, NH, UNFPA, WHO, WR

IC, H, MEDAIR, UNFPA, WHO

CASS, MEDAIR, MEDICAIR, UNFPA, WHO, WWI

IC, MEDAIR, UNFPA, WHO

IC, MEDAIR, UNFPA, WHO

IC, MEDAIR, UNFPA, WHO

IC, MEDAIR, UNFPA, WHO

HN, TPO, IJC, MEDAIR, UNFPA, WHO

H, MEDAIR, UNFPA, WHO

IC, MEDAIR, UNFPA, WHO

HAAS, IRW, MEDAIR, SC, UNFPA, WHO, UNH, WWI

IC, MEDAIR, UNFPA, WHO, WR

CMD, CAD, SDA, HAAS, IJC, MEDAIR, UNFPA, WHO

CMD, CRDA, MEDAIR, SC, UNFPA, WHO

CMD, CRDA, MEDAIR, SC, UNFPA, WHO

CMD, CRDA, MEDAIR, SC, UNFPA, WHO

CMD, CRDA, MEDAIR, SC, UNFPA, WHO

CMD, CRDA, MEDAIR, SC, UNFPA, WHO

CMD, CRDA, MEDAIR, SC, UNFPA, WHO

CMD, CRDA, MEDAIR, SC, UNFPA, WHO

CMD, CRDA, MEDAIR, SC, UNFPA, WHO

SP, IJC, IOM, IRW, MEDAIR, UNFPA, WHO

HA, MEDAIR, UNFPA, SC, WHO

CU, AMM, MEDAIR, UNFPA, WHO

CU, AMM, MEDAIR, UNFPA, WHO

CU, AMM, MEDAIR, UNFPA, WHO

CARE, CMD, CINA, MEDAIR, HFO, IJC, L, WWI, MAM, MEDAIR, MEDICAIR, UNFPA, WHO

CMD, MEDAIR, NH, SC, UNFPA, WHO

CMD, MEDAIR, NH, SC, UNFPA, WHO

CMD, MEDAIR, NH, SC, UNFPA, WHO

CMD, CRDA, CIDO, HA, MEDAIR, MEDICAIR, NH, SC, UNFPA, WHO

CARE, CINA, IOM, LIVEWELL, MAM, MEDAIR, SSO, UNFPA, WHO

LIVERWELL, CHSS, MEDAIR, WHO

HO, MEDAIR, UNFPA, WHO, WWI

MEDAIR, TRISS, UNFPA, WHO, WWI, CMBS

HO, MEDAIR, UNFPA, WHO, WWI

CU, AMM, MEDAIR, UNFPA, WHO

CU, AMM, MEDAIR, UNFPA, WHO

CU, AMM, MEDAIR, UNFPA, WHO

CU, AMM, MEDAIR, UNFPA, WHO

CU, AMM, MEDAIR, UNFPA, WHO

CU, AMM, MEDAIR, UNFPA, WHO

CMD, HAAS, HFO, IJC, MEDAIR, NH, UNFPA, WHO, WR

LIVWELL, WHO, AAH, CARE, UNH, H, IJC, JAM, MEDAIR, UNFPA, WHO

LIVWELL, CHSS, MEDAIR, WHO

CMBS, HFO, MEDAIR, UNFPA, WHO

TR, IS, WHO, MEDAIR, UNFPA, WWI, CMBS

CMBS, MEDAIR, UNFPA, WHO, WWI

CU, AMM, MEDAIR, UNFPA, WHO

CU, AMM, MEDAIR, UNFPA, WHO

CU, AMM, MEDAIR, UNFPA, WHO

CU, AMM, MEDAIR, UNFPA, WHO

CU, AMM, MEDAIR, UNFPA, WHO

CU, AMM, MEDAIR, UNFPA, WHO

CU, AMM, MEDAIR, UNFPA, WHO

CU, AMM, MEDAIR, UNFPA, WHO

CU, AMM, MEDAIR, UNFPA, WHO

CMBS, HFO, MEDAIR, UNFPA, WHO

TR, IS, WHO, MEDAIR, UNFPA, WWI, CMBS

CMBS, MEDAIR, UNFPA, WHO, WWI

CU, AMM, MEDAIR, UNFPA, WHO

CU, AMM, MEDAIR, UNFPA, WHO

CU, AMM, MEDAIR, UNFPA, WHO

CU, AMM, MEDAIR, UNFPA, WHO

CU, AMM, MEDAIR, UNFPA, WHO

CU, AMM, MEDAIR, UNFPA, WHO

CU, AMM, MEDAIR, UNFPA, WHO

CU, AMM, MEDAIR, UNFPA, WHO

CU, AMM, MEDAIR, UNFPA, WHO

CMBS, HFO, MEDAIR, UNFPA, WHO

TR, IS, WHO, MEDAIR, UNFPA, WWI, CMBS

CMBS, MEDAIR, UNFPA, WHO, WWI

CU, AMM, MEDAIR, UNFPA, WHO

CU, AMM, MEDAIR, UNFPA, WHO

CU, AMM, MEDAIR, UNFPA, WHO

CU, AMM, MEDAIR, UNFPA, WHO

CU, AMM, MEDAIR, UNFPA, WHO

CU, AMM, MEDAIR, UNFPA, WHO

CU, AMM, MEDAIR, UNFPA, WHO

CU, AMM, MEDAIR, UNFPA, WHO

CU, AMM, MEDAIR, UNFPA, WHO

CMBS, HFO, MEDAIR, UNFPA, WHO

TR, IS, WHO, MEDAIR, UNFPA, WWI, CMBS

CMBS, MEDAIR, UNFPA, WHO, WWI

CU, AMM, MEDAIR, UNFPA, WHO

CU, AMM, MEDAIR, UNFPA, WHO

CU, AMM, MEDAIR, UNFPA, WHO

CU, AMM, MEDAIR, UNFPA, WHO

CU, AMM, MEDAIR, UNFPA, WHO

CU, AMM, MEDAIR, UNFPA, WHO

CU, AMM, MEDAIR, UNFPA, WHO

CU, AMM, MEDAIR, UNFPA, WHO

CU, AMM, MEDAIR, UNFPA, WHO

CMBS, HFO, MEDAIR, UNFPA, WHO

TR, IS, WHO, MEDAIR, UNFPA, WWI, CMBS

CMBS, MEDAIR, UNFPA, WHO, WWI

CU, AMM, MEDAIR, UNFPA, WHO

CU, AMM, MEDAIR, UNFPA, WHO

CU, AMM, MEDAIR, UNFPA, WHO

CU, AMM, MEDAIR, UNFPA, WHO

CU, AMM, MEDAIR, UNFPA, WHO

CU, AMM, MEDAIR, UNFPA, WHO

CU, AMM, MEDAIR, UNFPA, WHO

CU, AMM, MEDAIR, UNFPA, WHO

CU, AMM, MEDAIR, UNFPA, WHO

CMBS, HFO, MEDAIR, UNFPA, WHO

TR, IS, WHO, MEDAIR, UNFPA, WWI, CMBS

CMBS, MEDAIR, UNFPA, WHO, WWI

CU, AMM, MEDAIR, UNFPA, WHO

CU, AMM, MEDAIR, UNFPA, WHO

CU, AMM, MEDAIR, UNFPA, WHO

CU, AMM, MEDAIR, UNFPA, WHO

CU, AMM, MEDAIR, UNFPA, WHO

CU, AMM, MEDAIR, UNFPA, WHO

CU, AMM, MEDAIR, UNFPA, WHO

CU, AMM, MEDAIR, UNFPA, WHO

CU, AMM, MEDAIR, UNFPA, WHO

CMBS, HFO, MEDAIR, UNFPA, WHO

TR, IS, WHO, MEDAIR, UNFPA, WWI, CMBS

CMBS, MEDAIR, UNFPA, WHO, WWI

CU, AMM, MEDAIR, UNFPA, WHO

CU, AMM, MEDAIR, UNFPA, WHO

CU, AMM, MEDAIR, UNFPA, WHO

CU, AMM, MEDAIR, UNFPA, WHO

CU, AMM, MEDAIR, UNFPA, WHO

CU, AMM, MEDAIR, UNFPA, WHO

CU, AMM, MEDAIR, UNFPA, WHO

CU, AMM, MEDAIR, UNFPA, WHO

CU, AMM, MEDAIR, UNFPA, WHO

CMBS, HFO, MEDAIR, UNFPA, WHO

TR, IS, WHO, MEDAIR, UNFPA, WWI, CMBS

CMBS, MEDAIR, UNFPA, WHO, WWI

CU, AMM, MEDAIR, UNFPA, WHO

CU, AMM, MEDAIR, UNFPA, WHO

CU, AMM, MEDAIR, UNFPA, WHO

CU, AMM, MEDAIR, UNFPA, WHO

CU, AMM, MEDAIR, UNFPA, WHO

CU, AMM, MEDAIR, UNFPA, WHO

CU, AMM, MEDAIR, UNFPA, WHO

CU, AMM, MEDAIR, UNFPA, WHO

CU, AMM, MEDAIR, UNFPA, WHO

IDSR timeliness & completeness performance at county level for week 24 and 23 of 2022 (1)



STATE	COUNTY	Number of reporting sites	No. of HF's Reported on Time in WK 24	Timeliness Percentage of WK 24	No. of HF's Reported regardless of time in WK 24	Completeness Percentage of WK 24	No. of HF's Reported regardless of time in WK 23	Completeness Percentage of WK 23
Lakes	Cueibet	15	15	100%	15	100%	15	100%
Lakes	Rumbek North	7	7	100%	7	100%	7	100%
Lakes	Wulu	14	14	100%	14	100%	14	100%
Lakes	Rumbek East	24	24	100%	24	100%	24	100%
Lakes	Awerial	7	7	100%	7	100%	7	100%
Lakes	Rumbek Centre	23	23	100%	23	100%	23	100%
Lakes	Yirol West	12	12	100%	12	100%	12	100%
Lakes	Yirol East	11	11	100%	11	100%	11	100%
NBGZ	Aweil Centre	13	13	100%	13	100%	12	92%
CES	Morobo	5	5	100%	5	100%	5	100%
CES	Kajo Keji	17	16	94%	16	94%	16	94%
CES	Yei	17	16	94%	16	94%	16	94%
CES	Juba	46	41	89%	41	89%	4	9%
NBGZ	Aweil West	20	17	85%	17	85%	13	65%
WBGZ	Wau	31	25	81%	25	81%	29	94%
NBGZ	Aweil North	15	12	80%	14	93%	15	100%
NBGZ	Aweil South	15	11	73%	11	73%	15	100%
CES	Lainya	16	10	63%	10	63%	11	69%
WBGZ	Raja	15	9	60%	10	67%	9	60%
CES	Terekeka	20	11	55%	11	55%	11	55%
NBGZ	Aweil East	26	13	50%	13	50%	21	81%
WBGZ	Jur River	40	17	43%	32	80%	35	88%

STATE	COUNTY	Number of reporting sites	No. of HF's Reported on Time in WK 24	Timeliness Percentage of WK 24	No. of HF's Reported regardless of time in 24	Completeness Percentage of WK 24	No. of HF's Reported regardless of time in WK 23	Completeness Percentage of WK 23
Unity	Abiemnhom	4	4	100%	4	100%	4	100%
Unity	Mayom	13	13	100%	13	100%	11	85%
Unity	Mayendit	7	7	100%	7	100%	7	100%
Unity	Leer	11	11	100%	11	100%	11	100%
WES	Nzara	20	20	100%	20	100%	20	100%
WES	Nagero	10	10	100%	10	100%	10	100%
WES	Mundri West	21	21	100%	21	100%	21	100%
WES	Ibba	11	11	100%	11	100%	11	100%
WES	Mundri East	19	19	100%	19	100%	19	100%
WES	Yambio	42	42	100%	42	100%	42	100%
WES	Ezo	32	32	100%	32	100%	32	100%
WES	Maridi	26	25	96%	26	100%	26	100%
WES	Mvolo	11	10	91%	10	91%	10	91%
Unity	Koch	7	6	86%	7	100%	6	86%
WES	Tambura	28	24	86%	27	96%	26	93%
Unity	Panyijiar	16	12	75%	12	75%	11	69%
Unity	Guit	7	5	71%	5	71%	5	71%
Unity	Rubkona	20	13	65%	13	65%	12	60%
Unity	Pariang	11	7	64%	7	64%	11	100%

IDSR timeliness & completeness performance at county level for week 24 and 23 of 2022 (2)



STATE	COUNTY	Number of reporting sites	No. of HF's Reported on Time in WK 24	Timeliness Percentage of WK 24	No. of HF's Reported regardless of time in WK 24	Completeness Percentage of WK 24	No. of HF's Reported regardless of time in WK 23	Completeness Percentage of WK 23
Jonglei	Pochalla	7	7	100%	7	100%	7	100%
EES	Torit	20	17	85%	17	85%	14	70%
Jonglei	Twic East	11	9	82%	9	82%	9	82%
Jonglei	Nyirrol	10	8	80%	8	80%	8	80%
Jonglei	Akobo	14	11	79%	13	93%	4	29%
Jonglei	Pibor	7	5	71%	5	71%	7	100%
Jonglei	Bor	35	21	60%	21	60%	21	60%
EES	Kapoeta North	16	9	56%	9	56%	10	63%
EES	Kapoeta East	12	6	50%	6	50%	7	58%
EES	Ikotos	27	13	48%	18	67%	19	70%
Jonglei	Canal Pigi	12	4	33%	4	33%	6	50%
Jonglei	Duk	15	5	33%	5	33%	15	100%
EES	Budi	21	5	24%	5	24%	10	48%
Jonglei	Fangak	19	4	21%	4	21%	14	74%
Jonglei	Uror	8	1	13%	1	13%	1	13%
EES	Kapoeta South	10	1	10%	9	90%	9	90%
EES	Magwi	22	1	5%	1	5%	16	73%
Jonglei	Ayod	15	0	0%	12	80%	13	87%
EES	Lopa Lafon	18	0	0%	0	0%	13	72%

STATE	COUNTY	Number of reporting sites	No. of HF's Reported on Time in WK 24	Timeliness Percentage of WK 24	No. of HF's Reported regardless of time in WK 24	Completeness Percentage of WK 24	No. of HF's Reported regardless of time in WK 23	Completeness Percentage of WK 23
Warrap	Tonj South	12	12	100%	12	100%	12	100%
Upper Nile	Baliet	4	4	100%	4	100%	4	100%
Upper Nile	Makal	7	7	100%	7	100%	5	71%
Warrap	Tonj North	19	17	89%	18	95%	18	95%
Upper Nile	Longechuk	9	8	89%	9	100%	9	100%
Upper Nile	Maiwut	5	4	80%	4	80%	4	80%
Upper Nile	Akoka	5	4	80%	4	80%	5	100%
Upper Nile	Manyo	11	8	73%	8	73%	6	55%
Upper Nile	Panyikang	3	2	67%	2	67%	3	100%
Warrap	Gogrial East	15	9	60%	9	60%	8	53%
Upper Nile	Fashoda	16	9	56%	10	63%	10	63%
Warrap	Abyei	9	5	56%	5	56%	9	100%
Warrap	Twic	26	14	54%	14	54%	9	35%
Upper Nile	Maban	17	9	53%	13	76%	12	71%
Warrap	Gogrial West	31	14	45%	26	84%	26	84%
Upper Nile	Luakpiny Nasir	12	5	42%	9	75%	8	67%
Upper Nile	Ulang	14	4	29%	6	43%	3	21%
Warrap	Tonj East	12	0	0%	9	75%	12	100%
Upper Nile	Renk	11	0	0%	0	0%	0	0%
Upper Nile	Melut	8	0	0%	0	0%	0	0%

Thanks to the State Surveillance Officers, County Surveillance Officers and Health Facility in-charges for sharing the weekly IDSR data

Thanks to all partners for supporting IDSR weekly reporting and sharing the line lists

To access the IDSR bulletins for 2021 use the link below:

<https://www.afro.who.int/publications/south-sudan-weekly-disease-surveillance-bulletin-2021>

This bulletin is produced by the Ministry of Health with Technical support from WHO

For more help and support, please contact:

Dr. John Rumunu

Director General Preventive Health Services

Ministry of Health

Republic of South Sudan

Telephone: +211924767490

Email: ori.moiga@gmail.com

ISDR Bulletin Editorial Team

- 1.Mr. Ajak Ater, MoH - Email: ajakater014@gmail.com
- 2.Mrs. Sheila Baya, WHO- Email: bayas@who.int
- 3.Mr. Robert Lasu Martin, WHO -Email: lasur@who.int
- 4.Mrs. Rose Dagama , WHO - Email: dagamaa@who.int
- 5.Dr. Abraham Adut, WHO- Email: abenegroa@who.int
- 6.Dr. Alice Igale Lado, WHO - Email: ladua@who.int
- 7.Dr. Joseph Wamala, WHO - Email: wamalaj@who.int
- 8.Dr. Argata Guracha Guyo, WHO - Email: guyo@who.int

Notes

WHO and the Ministry of Health gratefully acknowledge the surveillance officers [at state, county, and health facility levels], health cluster and health pooled fund (HPF) partners who have reported the data used in this bulletin. We would also like to thank ECHO and USAID for providing financial support.

The data has been collected with support from the EWARS project. This is an initiative to strengthen early warning, alert and response in emergencies. It includes an online, desktop and mobile application that can be rapidly configured and deployed in the field. It is designed with frontline users in mind, and built to work in difficult and remote operating environments. This bulletin has been automatically published from the EWARS application.

More information can be found at <http://ewars-project.org>

