



NAMIBIA COVID-19 SITUATION REPORT NO. 837

Outbreak Name	COVID-19 outbreak	Country affected	Namibia
Date & Time	04.07.2022 17h00	Investigation start Date	14 March 2020

HIGHLIGHTS/SITUATION UPDATE (04/07/2022)

CUMULATIVE

Tested 1 062 663

Confirmed 166 229

Active 350

Recovered 164 813

Vaccinated

1<sup>st</sup> doses 499 959 2<sup>nd</sup> doses 277 991 Booster doses 76 554

Deaths 4 065

TOTAL TODAY

Tested 303

Confirmed 5

Active 350

Recovered 14

Vaccinated

1<sup>st</sup> doses 193 2<sup>nd</sup> doses 61 Booster doses 233

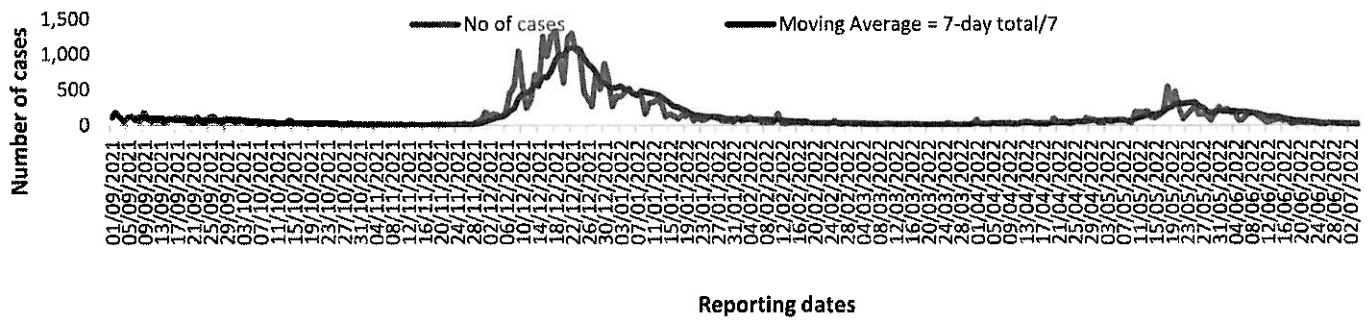
Deaths 0

- A total of **166 229** cases have been recorded to-date, representing 6% of the total population (**2 550 226**).
- More female cases **88 373 (53%)** have been recorded.
- Of the total confirmed cases, **5 696 (3%)** are Health Workers, with **0** new confirmed today.
  - **4 789 (84.4%)** State; **898 (15.4%)** Private, **9 (0.1%)** Non-Governmental Organizations.
  - **5 692 (100%)** recoveries and **25 (0.5%)** deaths.
- The recovery rate now stands at **97%**.
- Khomas and Erongo regions reported the highest number of cases with **54 640 (33%)** and **23 784 (14%)** respectively.
- Of the total fatalities **3 715 (92%)** are COVID-19 deaths while **350 (8%)** are COVID-19 related deaths.
- The case fatality rate now stands at **2.5%**.

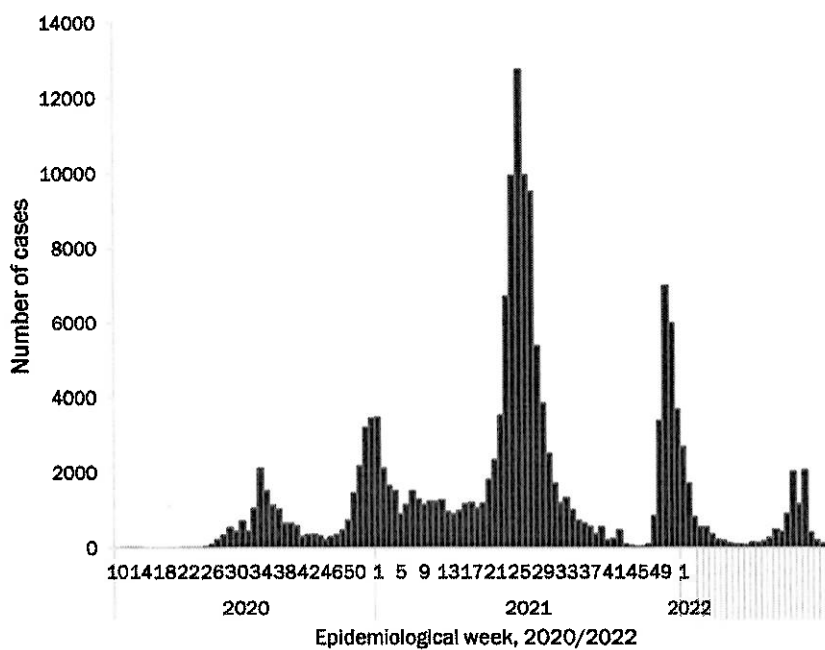
Table 1: Distribution of confirmed COVID-19 cases by region, 04 July 2022

	New cases	New re-infections	Cum re-infections	Cum confirmed excluding re-infections	Active cases	Recoveries	Cum Deaths	Cum deaths with co-morbidities	Non-COVID deaths	Health Workers
Erongo	0	0	448	23 784	34	23 763	430	355	5	527
Hardap	0	0	119	8 802	1	8 655	265	168	0	193
Karas	0	0	315	10 706	11	10 847	163	138	0	324
Kavango East	0	0	77	6 696	11	6 530	230	132	2	313
Kavango West	0	0	4	865	23	823	23	21	0	50
Khomas	5	1	1 363	54 640	64	55 028	910	706	1	1 934
Kunene	0	0	73	5 289	2	5 201	159	110	0	166
Ohangwena	0	0	55	6 211	147	5 904	213	126	2	230
Omaheke	0	0	71	5 379	0	5 158	291	205	1	152
Omusati	0	0	59	7 939	7	7 647	344	211	0	289
Oshana	0	0	109	10 884	35	10 554	403	244	1	613
Oshikoto	0	0	79	8 205	9	8 062	211	160	2	388
Otjozondjupa	0	0	222	13 192	5	13 120	288	196	1	388
Zambezi	0	0	30	3 637	11	3 521	135	77	0	129
Total	5	1	3 024	166 229	360	164 813	4 065	2 849	15	5 696

## EPIDEMIOLOGICAL SITUATION IN NAMIBA



**Figure 2: The 7 days moving average line chart for confirmed COVID-19 cases, 04 July 2022**



- The highest peak of **12 787 (8%)** cases was recorded during week 25 of 2021 (Figure 3).
  - The country has started seeing a gradual reduction in the average number of confirmed cases from 1424 to 29 from epi-week 26 to 40 of 2021.
  - Another peak of 7005 cases was recorded in week 50 of 2021
  - The number of cases have started increasing again in the last three weeks as seen on the graph.
- 
- The National Call Center continues operations for 24 hours daily.
  - Today (04/07/2022), 0 calls were answered.

**Figure 3: Epi-curve for confirmed COVID-19 case, 04 July 2022**

**Table 4: Number of people in quarantine 04 July 2022**

Region	Newly quarantined 24 hours	Cumulative number	Number discharged	Number in quarantine now
Erongo	0	8 520	8 516	4
Hardap	0	3 269	3 269	0
Kavango (East and West)	0	1 816	1 816	0
Khomas	0	3 781	3 781	0
Kharas	0	10 000	10 000	0
Kunene	4	6 953	6 942	11
Ohangwena	0	924	924	0
Omaheke	10	23 352	23 329	23
Omusati	0	4 019	4 019	0
Oshana	0	402	402	0
Oshikoto	9	29 577	29 545	32
Otjozondjupa	0	1 932	1 932	0
Zambezi	0	2 252	2 237	15
<b>Total</b>	<b>23</b>	<b>96 797</b>	<b>96 712</b>	<b>85</b>

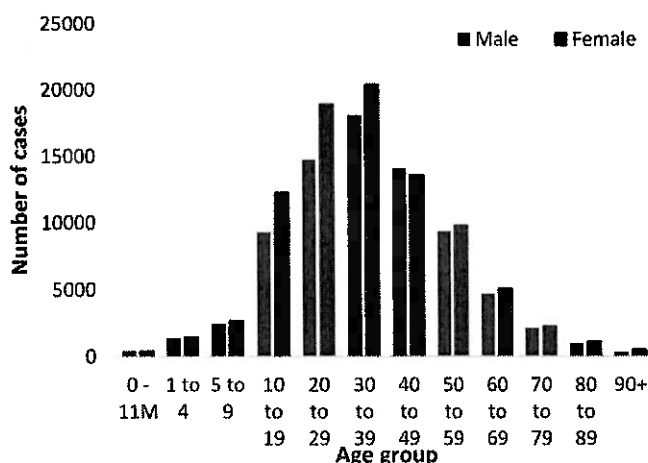
- Since March 2020, 96 797 people have been placed into quarantine around the country.
- A total of 85 people are currently in quarantine, with 0 new admissions.

**Table 3: COVID-19 specimen recorded at the Laboratories  
04 July 2022**

VARIABLES	TOTAL
Total samples received by the Laboratory	1 062 611
Total samples tested	1 042 924
Total samples re-tested	19 570
Total positive results	1662 29
Total negative results	876 540
Total samples discarded	117
Invalid results	0
Total pending results	0
Indeterminant/Inconclusive	155
Suspected cases in 24 hours (excluding re-tests)	301

- The laboratory testing capacity has been enhanced; with a total of twenty-three (23) laboratories carrying out the testing of samples: NIP, Path-Care, UNAM Molecular, Central Veterinary Laboratory, Namib Poultry, NAMDEB, NamPath, Namibia Central Pathology, DiagnoLab, High Care, Alpha Medical Laboratory, NCP, Maerua MC, Des-Jo Medical Test Centre, ProQuest Diagnostic Laboratory, MAXI, Medlink Laboratory Services, Biotech Medical, Covisure, Star Care, Soweto Medical Center, Hosea Kutako International Airport & Oshana Med Laboratory .
- To date, **1 062 663** tests (including **19 570** re-tests) have been conducted by authorized laboratories.
- Since the beginning of the outbreak, **176 910** contacts of confirmed cases have been identified, **2** contact was identified within the last 24 hours from **9** regions.
- Cumulatively, **174 550** contacts have completed their monitoring period, while **299** contacts are lost to follow-up and a total of **29 248 (18%)** contacts of confirmed cases have tested positive.
- Today, **267 (92%)** out of **289** contacts were monitored.

- Of the total confirmed cases, **99 719 (60%)** are in the 20-49 years age-brackets which constitutes the majority of the recorded cases.
- A total of **26 654 (16%)** of the confirmed cases are among the 5-19 years category.
- A total of **19 095 (11%)** of the confirmed cases are among the 50 - 59 years group.
- The under 5 years age group make up **3 698 (2%)** of the total cases whereas, **17 058 (10%)** are above 60 years of age.



**Figure 1: Age and Sex distribution of COVID-19 confirmed cases, 04 July 2022**

**Table 2: The current distribution for hospitalization of confirmed cases by region, 04 July 2022**

Region	Hospitalized confirmed cases		Vaccinated		Intensive Care Unit		Vaccinated	
	Current	Previous	1 <sup>st</sup> dose	2 <sup>nd</sup> dose	Current	Previous	1 <sup>st</sup> dose	2 <sup>nd</sup> dose
Erongo	6	6	0	0	0	0	0	0
Hardap	0	0	0	0	0	0	0	0
ǀKaras	1	1	0	0	0	0	0	0
Kavango East	0	0	0	0	0	0	0	0
Kavango West	0	0	0	0	0	0	0	0
Khomas	3	3	0	0	3	3	0	0
Kunene	2	2	0	0	0	0	0	0
Ohangwena	1	1	0	0	0	0	0	0
Omaheke	0	0	0	0	0	0	0	0
Omusati	3	3	0	0	0	0	0	0
Oshana	6	5	0	0	0	0	0	0
Oshikoto	2	2	0	0	0	0	0	0
Otjozondjupa	1	1	0	0	0	0	0	0
Zambezi	3	3	1	1	0	0	0	0
<b>Total</b>	<b>28</b>	<b>27</b>	<b>1</b>	<b>1</b>	<b>3</b>	<b>3</b>	<b>0</b>	<b>0</b>

**Table 6: Summary of COVID-19 vaccine 3<sup>rd</sup> doses administered, 04 July 2022**

Region	Cumulative no. of persons vaccinated			
	Sinopharm	AstraZeneca	Pfizer	Booster Doses J&J
Erongo	2 307	1 052	3 721	1 000
Hardap	3 515	888	1 368	1 658
Kharas	1 758	431	595	363
Kavango East	1 517	508	920	1 499
Kavango West	1 485	575	868	1 350
Khomas	4 306	1 908	7 352	2 073
Kunene	2 455	811	840	1 403
Ohangwena	1 074	326	122	273
Omaheke	3 272	1 536	1 087	116
Omusati	2 424	877	867	508
Oshana	2 525	620	881	858
Oshikoto	1 765	476	374	335
Otjozondjupa	2 611	1 178	1 373	682
Zambezi	923	155	168	622
<b>Total</b>	<b>31 937</b>	<b>11 341</b>	<b>20 536</b>	<b>12 740</b>

**Table 5: Summary of COVID-19 vaccine doses administered, 04 July 2022**

Region	Cumulative no. of persons vaccinated with doses of Sinopharm, AstraZeneca, Sputnik V, Pfizer and Jassen & Johnson		Targeted Population	Vaccination Coverage (%)	Cumulative no. of Healthcare Workers vaccinated with doses of Sinopharm, AstraZeneca, Sputnik V, Pfizer and Jassen & Johnson	
	1 <sup>st</sup> dose	Fully vaccinated			1 <sup>st</sup> doses	Fully vaccinated
Erongo	43 783	39 181	161 966	24%	1 451	1 115
Hardap	30 535	26 164	69 121	38%	551	455
Kharas	24 742	21 025	69 786	30%	839	514
Kavango East	43 947	33 400	105 223	32%	1 296	1 043
Kavango West	33 616	27 114	57 210	47%	444	401
Khomas	105 917	93 752	362 620	26%	4 116	3 103
Kunene	30 120	24 568	72 991	34%	695	542
Ohangwena	33 774	27 652	174 546	16%	894	720
Omaheke	24 141	21 696	53 002	41%	430	342
Omusati	29 465	26 094	179 370	15%	1 030	811
Oshana	25 807	23 019	143 395	16%	1 663	1 370
Oshikoto	26 681	23 451	144 912	16%	897	788
Otjozondjupa	36 501	32 483	112 119	29%	929	685
Zambezi	10 930	10 069	73 010	14%	720	679
<b>Total</b>	<b>499 959</b>	<b>429 668</b>	<b>1 779 271</b>	<b>24%</b>	<b>15 955</b>	<b>12 568</b>

**PUBLIC HEALTH ACTION (S)**

- The COVID-19 vaccination programme is ongoing throughout the country.
- The public is encouraged to continue adhering to COVID-19 preventative measures as the situation is being observed.
- The government and development partners continue to prioritize the continuation of essential health services.


**CHALLENGES**

Slow vaccine uptake among members of the public, and circulation of anti-vaccination information.

**RECOMMENDATIONS**

Encourage the public to get vaccinated and strengthen community health awareness to counteract anti-vaccination information in circulation.

APPROVED





INCIDENT MANAGER  
04 JULY 2022




SECRETARIAT

For enquiries, please contact  
Namibia Public Health Emergency Operations Centre;

 PHEOC@mhss.gov.na

 0800 100 100

 0851 100 100