



NAMIBIA COVID-19 SITUATION REPORT NO. 865

Outbreak Name	COVID-19 outbreak	Country affected	Namibia
Date & Time	01.08.2022 17h00	Investigation start Date	14 March 2020

HIGHLIGHTS/SITUATION UPDATE (01/08/2022)

CUMULATIVE

Tested 1 070 543

Confirmed 166 513

Active 135

Recovered 165 330

Vaccinated

1st doses 542 498 2nd doses 280 471
Booster doses 82 931

Deaths 4 073

TOTAL TODAY

Tested 218

Confirmed 4

Active 135

Recovered 1

Vaccinated

1st doses 611 2nd doses 53 Booster doses 126

Deaths 0

- A total of **166 513** cases have been recorded to-date, representing **7%** of the total population (**2 550 226**).
- More female cases **88 523 (53%)** have been recorded.
- Of the total confirmed cases, **5 711 (3%)** are Health Workers, with **0** new confirmed today.
 - 4 798 (84.1%) State; 902 (15.8%) Private, 11 (0.2%) Non-Governmental Organizations.
 - 5 710 (100%) recoveries and 25 (0.5%) deaths.
- The recovery rate now stands at **97%**.
- Khomas and Erongo regions reported the highest number of cases with **54 716 (34%)** and **23 843 (14%)** respectively.
- Of the total fatalities **3 719 (91%)** are COVID-19 deaths while **354 (9%)** are COVID-19 related deaths.
- The case fatality rate now stands at **2.4%**.

Table 1: Distribution of confirmed COVID-19 cases by region, 01 August 2022

	New cases	New re-infections	Cum re-infections	Cum confirmed excluding re-infections	Active cases	Recoveries	Cum Deaths	Cum deaths with co-morbidities	Non-COVID deaths	Health Workers
Erongo	0	0	451	23 843	19	23 839	431	355	5	528
Hardap	0	0	119	8 803	0	8 657	265	168	0	193
Karas	0	0	318	10 721	1	10 875	163	138	0	324
Kavango East	0	0	77	6 704	1	6 548	230	132	2	315
Kavango West	0	0	4	865	23	823	23	21	0	50
Khomas	3	0	1 367	54 716	26	55 146	910	706	1	1 938
Kunene	0	0	73	5 290	0	5 202	161	110	0	166
Ohangwena	0	0	57	6 248	25	6 062	216	127	2	235
Omaheke	0	0	71	5 387	8	5 158	291	205	1	152
Omusati	0	0	59	7 962	15	7 662	344	211	0	289
Oshana	0	0	110	10 904	4	10 605	404	244	1	613
Oshikoto	1	0	79	8 214	3	8 076	212	160	2	388
Otjozondjupa	0	0	225	13 202	2	13 136	288	196	1	389
Zambezi	0	0	30	3 654	8	3 541	135	77	0	131
Total	4	0	3 040	166 513	135	165 330	4 073	2 850	15	5 711

EPIDEMIOLOGICAL SITUATION IN NAMIBA

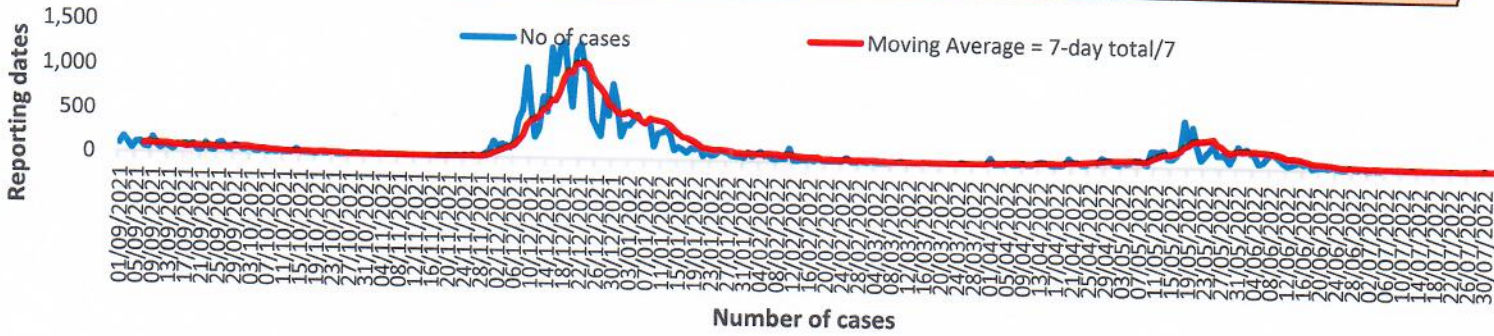
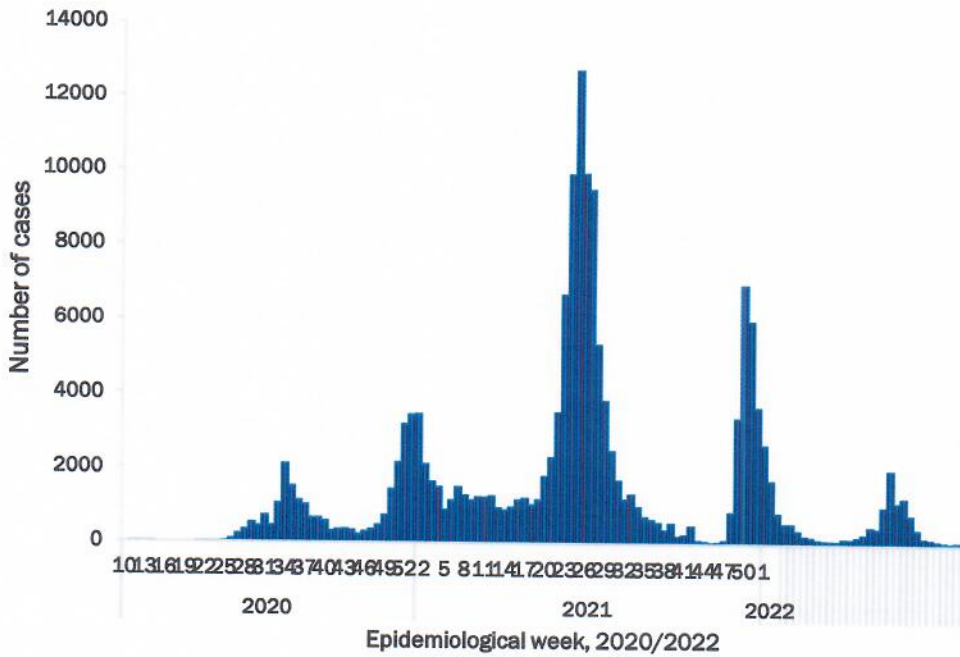


Figure 2: The 7 days moving average line chart for confirmed COVID-19 cases, 01 August 2022



- The highest peak of **12 787 (8%)** cases was recorded during week 25 of 2021 (Figure 3).
- The country has started seeing a gradual reduction in the average number of confirmed cases from 1424 to 29 from epi-week 26 to 40 of 2021.
- Another peak of **7005** cases was recorded in week 50 of 2021
- The number of cases have started decreasing in the last three weeks as seen on the graph.

- The National Call Center continues operations for 24 hours daily.
- Today (01/08/2022), **270** calls were answered.

Figure 3: Epi-curve for confirmed COVID-19 case, 01 August 2022

Table 4: Number of people in quarantine 01 August 2022

Region	Newly quarantined 24 hours	Cumulative number	Number discharged	Number in quarantine now
Erongo	0	8 683	8 678	5
Hardap	0	3 269	3 269	0
Kavango (East and West)	0	1 852	1 835	17
Khomas	0	3 781	3 781	0
Kharas	0	10 000	10 000	0
Kunene	0	6 967	6 966	1
Ohangwena	0	924	924	0
Omaheke	0	23 995	23 877	118
Omusati	0	4 027	4 027	0
Oshana	0	402	402	0
Oshikoto	0	29 770	29 765	5
Otjondjupa	0	1 932	1 932	0
Zambezi	0	2 252	2 244	8
Total	0	97 854	97 700	154

- Since March 2020, **97 854** people have been placed into quarantine around the country.
- A total of **154** people are currently in quarantine, with **0** new admissions.

Table 3: COVID-19 specimen recorded at the Laboratories 01 August 2022

VARIABLES	TOTAL
Total samples received by the Laboratory	1 070 491
Total samples tested	1 050 754
Total samples re-tested	19 620
Total positive results	166 513
Total negative results	884 081
Total samples discarded	117
Invalid results	0
Total pending results	0
Indeterminant/Inconclusive	160
Suspected cases in 24 hours (excluding re-tests)	218

➤ The laboratory testing capacity has been enhanced; with a total of twenty-three (23) laboratories carrying out the testing of samples: NIP, Path-Care, UNAM Molecular, Central Veterinary Laboratory, Namib Poultry, NAMDEB, NamPath, Namibia Central Pathology, DiagnoLab, High Care, Alpha Medical Laboratory, NCP, Maerua MC, Des-Jo Medical Test Centre, ProQuest Diagnostic Laboratory, MAXI, Medlink Laboratory Services, Biotech Medical, Covisure, Star Care, Soweto Medical Center, Hosea Kutako International Airport & Oshana Med Laboratory .

➤ To date, **1 070 543** tests (including **19 620** re-tests) have been conducted by authorized laboratories.

➤ Since the beginning of the outbreak, **178 132** contacts of confirmed cases have been identified, **79** contacts were identified within the last 24 hours from **8** regions.

➤ Cumulatively, **175 754** contacts have completed their monitoring period, while **300** contacts are lost to follow-up and a total of **29 276 (18%)** contacts of confirmed cases have tested positive.

➤ Today, **129 (89%)** out of **145** active contacts were monitored.

- Of the total confirmed cases, **99 864 (60%)** are in the 20-49 years age-brackets which constitutes the majority of the recorded cases.
- A total of **26 695 (16%)** of the confirmed cases are among the 5-19 years category.
- A total of **19 131 (11%)** of the confirmed cases are among the 50 - 59 years group.
- The under 5 years age group make up **3 718 (2%)** of the total cases whereas, **17 105 (10%)** are above 60 years of age.

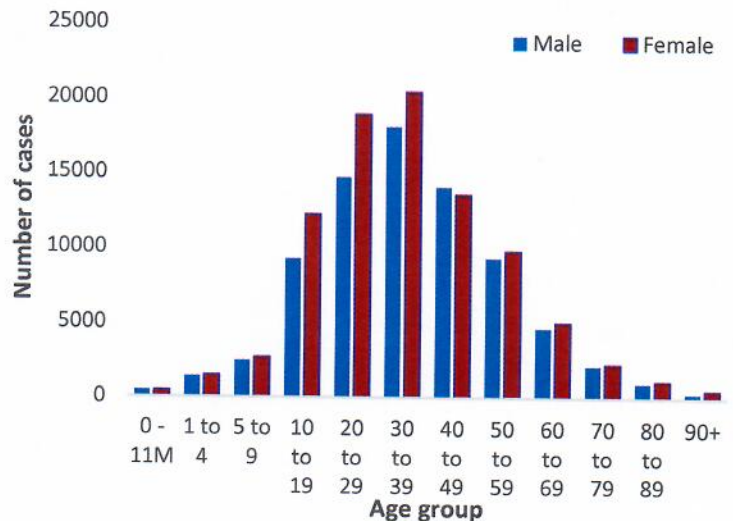


Figure 1: Age and Sex distribution of COVID-19 confirmed cases, 01 August 2022

Table 2: The current distribution for hospitalization of confirmed cases by region, 01 August 2022

Region	Hospitalized confirmed cases		Vaccinated		Intensive Care Unit		Vaccinated	
	Current	Previous	1 st dose	2 nd dose	Current	Previous	1 st dose	2 nd dose
Erongo	1	1	0	0	0	0	0	0
Hardap	0	0	0	0	0	0	0	0
ǀKharas	1	1	0	0	0	0	0	0
Kavango East	0	0	0	0	0	0	0	0
Kavango West	0	0	0	0	0	0	0	0
Khomas	1	1	0	0	1	1	0	0
Kunene	0	0	0	0	0	0	0	0
Ohangwena	3	3	0	0	0	0	0	0
Omaheke	0	0	0	0	0	0	0	0
Omusati	4	5	0	0	0	0	0	0
Oshana	1	2	1	0	0	0	0	0
Oshikoto	1	1	0	0	0	0	0	0
Otjozondjupa	2	2	0	0	0	0	0	0
Zambezi	1	1	0	0	0	0	0	0
Total	15	17	1	0	1	1	0	0

Table 6: Summary of COVID-19 vaccine 3rd doses administered, 01 August 2022

Region	Cumulative no. of persons vaccinated			
	Sinopharm	AstraZeneca	Pfizer	Booster Doses J&J
Erongo	2 426	1 095	3 782	1 140
Hardap	3 757	915	1 467	2 031
Karas	1 945	475	634	499
Kavango East	1 621	523	993	1 693
Kavango West	1 581	591	905	1 391
Khomas	4 460	2 009	7 461	2 393
Kunene	2 619	947	863	1 556
Ohangwena	1 226	383	139	317
Omaheke	3 341	1 560	1 106	245
Omusati	2 796	1 022	924	667
Oshana	2 740	717	922	998
Oshikoto	1 968	531	395	413
Otjozondjupa	2 712	1 206	1 424	1 186
Zambezi	981	164	177	899
Total	34 173	12 138	21 192	15 428

Table 5: Summary of COVID-19 vaccine doses administered, 01 August 2022

Region	Cumulative no. of persons vaccinated with doses of Sinopharm, AstraZeneca, Sputnik V, Pfizer and Jassen & Johnson		Targeted Population	Vaccination Coverage (%)	Cumulative no. of Healthcare Workers vaccinated with doses of Sinopharm, AstraZeneca, Sputnik V, Pfizer and Jassen & Johnson	
	1 st dose	Fully vaccinated			1 st doses	Fully vaccinated
Erongo	46 673	41 958	161 966	26%	1 455	1 118
Hardap	31 931	27 592	69 121	40%	553	458
Karas	26 085	22 319	69 786	32%	839	518
Kavango East	47 604	36 266	105 223	34%	1 314	1 067
Kavango West	34 874	28 068	57 210	49%	447	403
Khomas	113 078	100 653	362 620	28%	4 122	3 112
Kunene	31 852	26 223	72 991	36%	695	544
Ohangwena	36 946	30 661	174 546	18%	943	769
Omaheke	24 918	22 449	53 002	42%	430	342
Omusati	33 330	28 935	179 370	16%	1 030	811
Oshana	31 102	28 193	143 395	20%	1 672	1 378
Oshikoto	29 970	26 468	144 912	18%	902	793
Otjozondjupa	40 187	35 885	112 119	32%	933	689
Zambezi	13 948	12 826	73 010	17%	730	689
Total	542 498	468 496	1 779 271	26%	16 065	12 691

PUBLIC HEALTH ACTION (S)

- The COVID-19 vaccination programme is ongoing throughout the country.
- The public is encouraged to continue adhering to COVID-19 preventative measures as the situation is being observed.
- The government and development partners continue to prioritize the continuation of essential health services.

CHALLENGES

- Slow vaccine uptake among members of the public, and circulation of anti-vaccination information.
- Lack of transport to and from head office for sitrep signature.

RECOMMENDATIONS

- Encourage the public to get vaccinated and strengthen community health awareness to counteract anti-vaccination information in circulation.
- MoHSS must provide transport that will be available for sitrep team everyday or use digital signature.




APPROVED



INCIDENT MANAGER
01 AUGUST 2022



SECRETARIAT

For enquiries, please contact
Namibia Public Health Emergency Operations Centre;
 PHEOC@mhss.gov.na
 0800 100 100
 0851 100 100