



NAMIBIA COVID-19 SITUATION REPORT NO. 874

Outbreak Name	COVID-19 outbreak	Country affected	Namibia
Date & Time	10.08.2022 17h00	Investigation start Date	14 March 2020

HIGHLIGHTS/SITUATION UPDATE (10/08/2022)

CUMULATIVE

Tested 1 072 498

Confirmed 166 566

Active 97

Recovered 165 423

Vaccinated

1<sup>st</sup> doses 546 259 2<sup>nd</sup> doses 281 514

Booster doses 84 998

Deaths 4 074

TOTAL TODAY

Tested 171

Confirmed 4

Active 97

Recovered 7

Vaccinated

1<sup>st</sup> doses 1 127 2<sup>nd</sup> doses 345 Booster doses 875

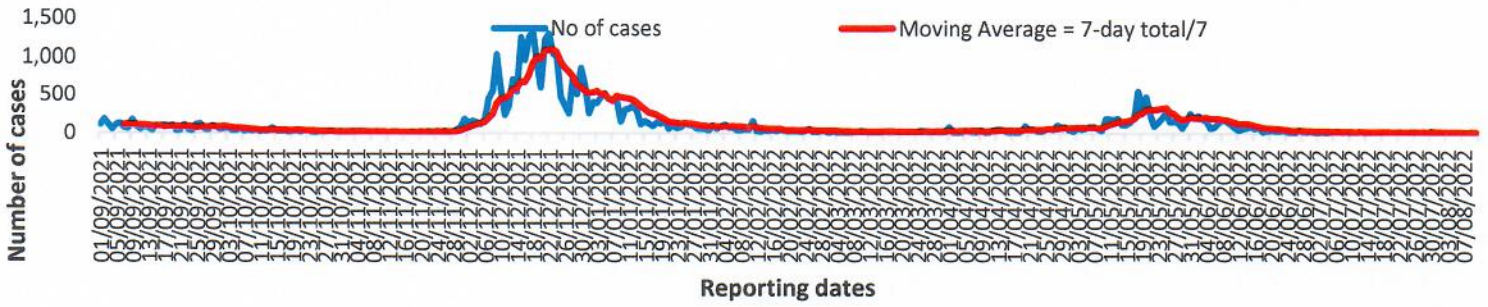
Deaths 0

- A total of **166 566** cases have been recorded to-date, representing **7%** of the total population (**2 550 226**).
- More female cases **88 548 (53%)** have been recorded.
- Of the total confirmed cases, **5 712 (3%)** are Health Workers, with **0** new confirmed today.
  - 4 798 (84.1%) State; 902 (15.8%) Private, 12 (0.2%) Non-Governmental Organizations.
  - 5 712 (100%) recoveries and 25 (0.5%) deaths.
- The recovery rate now stands at **98%**.
- Khomas and Erongo regions reported the highest number of cases with **54 730 (34%)** and **23 857 (14%)** respectively.
- Of the total fatalities **3 720 (91%)** are COVID-19 deaths while **354 (9%)** are COVID-19 related deaths.
- The case fatality rate now stands at **2.4%**.

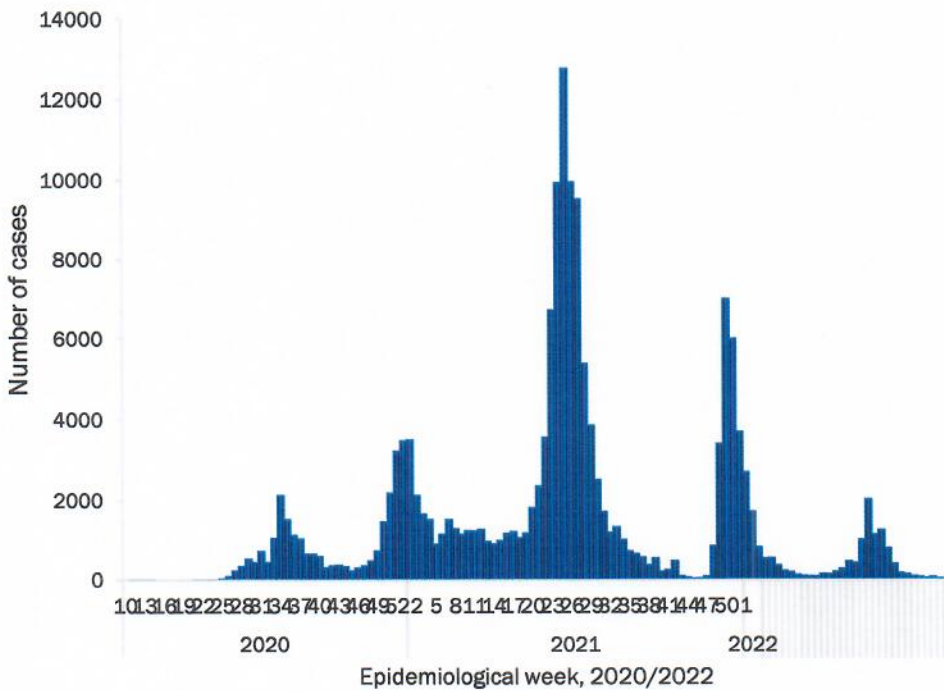
Table 1: Distribution of confirmed COVID-19 cases by region, 10 August 2022

	New cases	New re-infections	Cum re-infections	Cum confirmed excluding re-infections	Active cases	Recoveries	Cum Deaths	Cum deaths with co-morbidities	Non-COVID deaths	Health Workers
Erongo	2	0	451	23 857	7	23 865	431	355	5	529
Hardap	0	0	119	8 803	0	8 657	265	168	0	193
! Kharas	0	0	318	10 721	0	10 876	163	138	0	324
Kavango East	0	0	77	6 705	1	6 549	230	132	2	315
Kavango West	0	0	4	865	23	823	23	21	0	50
Khomas	1	0	1 368	54 730	16	55 171	910	706	1	1 938
Kunene	0	0	73	5 291	1	5 202	161	110	0	166
Ohangwena	0	0	57	6 254	30	6 063	216	127	2	235
Omaheke	0	0	71	5 387	0	5 166	291	205	1	152
Omusati	0	1	61	7 973	10	7 679	344	211	0	289
Oshana	1	0	110	10 905	4	10 606	404	244	1	613
Oshikoto	0	0	79	8 217	0	8 082	212	160	2	388
Otjozondjupa	0	0	225	13 204	1	13 139	288	196	1	389
Zambezi	0	0	30	3 654	4	3 545	135	77	0	131
<b>Total</b>	<b>4</b>	<b>1</b>	<b>3 043</b>	<b>166 566</b>	<b>97</b>	<b>165 423</b>	<b>4 073</b>	<b>2 850</b>	<b>15</b>	<b>5 712</b>

## EPIDEMIOLOGICAL SITUATION IN NAMIBA



**Figure 2: The 7 days moving average line chart for confirmed COVID-19 cases, 10 August 2022**



- The highest peak of **12 787 (8%)** cases was recorded during week 25 of 2021 (Figure 3).
- The country has started seeing a gradual reduction in the average number of confirmed cases from 1424 to 29 from epi-week 26 to 40 of 2021.
- Another peak of **7005** cases was recorded in week 50 of 2021
- The number of cases have started decreasing in the last three weeks as seen on the graph.

- The National Call Center continues operations for 24 hours daily.
- Today (10/08/2022), **183** calls were answered.

**Figure 3: Epi-curve for confirmed COVID-19 case, 10 August 2022**

**Table 4: Number of people in quarantine 10 August 2022**

Region	Newly quarantined 24 hours	Cumulative number	Number discharged	Number in quarantine now
Erongo	0	8 687	8 687	0
Hardap	0	3 269	3 269	0
Kavango (East and West)	0	1 852	1 852	0
Khomas	0	3 781	3 781	0
Kharas	0	10 000	10 000	0
Kunene	10	6 978	6 968	10
Ohangwena	0	924	924	0
Omaheke	4	24 111	24 100	11
Omusati	0	4 031	4 031	0
Oshana	0	402	402	0
Oshikoto	5	29 824	29 812	12
Otjozondjupa	0	1 932	1 932	0
Zambezi	0	2 252	2 244	8
<b>Total</b>	<b>19</b>	<b>98 043</b>	<b>98 002</b>	<b>41</b>

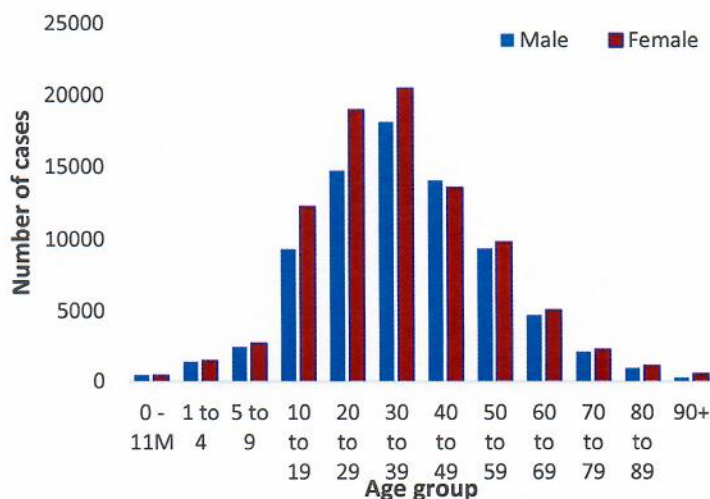
- Since March 2020, **98 043** people have been placed into quarantine around the country.
- A total of **41** people are currently in quarantine, with **19** new admissions.

**Table 3: COVID-19 specimen recorded at the Laboratories  
10 August 2022**

VARIABLES	TOTAL
Total samples received by the Laboratory	1 072 446
Total samples tested	1 052 692
Total samples re-tested	19 637
Total positive results	166 566
Total negative results	885 962
Total samples discarded	117
Invalid results	0
Total pending results	0
Indeterminant/Inconclusive	164
Suspected cases in 24 hours (excluding re-tests)	169

- The laboratory testing capacity has been enhanced; with a total of twenty-three (23) laboratories carrying out the testing of samples: NIP, Path-Care, UNAM Molecular, Central Veterinary Laboratory, Namib Poultry, NAMDEB, NamPath, Namibia Central Pathology, DiagnoLab, High Care, Alpha Medical Laboratory, NCP, Maerua MC, Des-Jo Medical Test Centre, ProQuest Diagnostic Laboratory, MAXI, Medlink Laboratory Services, Biotech Medical, Covisure, Star Care, Soweto Medical Center, Hosea Kutako International Airport & Oshana Med Laboratory .
- To date, **1 072 498** tests (including **19 637** re-tests) have been conducted by authorized laboratories.
- Since the beginning of the outbreak, **178 189** contacts of confirmed cases have been identified, **3** contacts were identified within the last 24 hours from **5** regions.
- Cumulatively, **175 994** contacts have completed their monitoring period, while **300** contacts are lost to follow-up and a total of **29 278 (18%)** contacts of confirmed cases have tested positive.
- Today, **42 (100%)** out of **42** active contacts were monitored.

- Of the total confirmed cases, **99 894 (60%)** are in the 20-49 years age-brackets which constitutes the majority of the recorded cases.
- A total of **26 708 (16%)** of the confirmed cases are among the 5-19 years category.
- A total of **19 134 (11%)** of the confirmed cases are among the 50 - 59 years group.
- The under 5 years age group make up **3 720 (2%)** of the total cases whereas, **17 110 (10%)** are above 60 years of age.



**Figure 1: Age and Sex distribution of COVID-19 confirmed cases, 10 August 2022**

**Table 2: The current distribution for hospitalization of confirmed cases by region, 10 August 2022**

Region	Hospitalized confirmed cases		Vaccinated		Intensive Care Unit		Vaccinated	
	Current	Previous	1 <sup>st</sup> dose	2 <sup>nd</sup> dose	Current	Previous	1 <sup>st</sup> dose	2 <sup>nd</sup> dose
Erongo	2	0	0	0	0	0	0	0
Hardap	0	0	0	0	0	0	0	0
Kharas	0	0	0	0	0	0	0	0
Kavango East	0	0	0	0	0	0	0	0
Kavango West	0	0	0	0	0	0	0	0
Khomas	0	0	0	0	0	0	0	0
Kunene	0	0	0	0	0	0	0	0
Ohangwena	1	0	0	0	0	0	0	0
Omaheke	0	0	0	0	0	0	0	0
Omusati	0	0	0	0	0	0	0	0
Oshana	1	1	0	1	0	0	0	0
Oshikoto	0	1	0	0	0	0	0	0
Otjozondjupa	0	0	0	0	0	0	0	0
Zambezi	4	4	0	0	0	0	0	0
<b>Total</b>	<b>8</b>	<b>6</b>	<b>0</b>	<b>1</b>	<b>0</b>	<b>0</b>	<b>0</b>	<b>0</b>

**Table 6: Summary of COVID-19 vaccine 3<sup>rd</sup> doses administered, 10 August 2022**

Region	Cumulative no. of persons vaccinated			
	Sinopharm	AstraZeneca	Pfizer	Booster Doses J&J
Erongo	2 478	1 123	3 791	1 211
Hardap	3 856	929	1 484	2 140
Kharas	2 009	501	648	611
Kavango East	1 669	543	1 035	1 744
Kavango West	1 633	636	927	1 442
Khomas	4 494	2 033	7 495	2 446
Kunene	2 665	979	864	1 595
Ohangwena	1 267	397	139	322
Omaheke	3 367	1 561	1 113	279
Omusati	2 946	1 090	948	730
Oshana	2 783	731	934	1 030
Oshikoto	2 016	539	397	434
Otjozondjupa	2 752	1 232	1 431	1 291
Zambezi	990	169	181	948
<b>Total</b>	<b>34 925</b>	<b>1 463</b>	<b>21 387</b>	<b>16 223</b>

**Table 5: Summary of COVID-19 vaccine doses administered, 10 August 2022**

Region	Cumulative no. of persons vaccinated with doses of Sinopharm, AstraZeneca, Sputnik V, Pfizer and Jassen & Johnson		Targeted Population	Vaccination Coverage (%)	Cumulative no. of Healthcare Workers vaccinated with doses of Sinopharm, AstraZeneca, Sputnik V, Pfizer and Jassen & Johnson	
	1 <sup>st</sup> dose	Fully vaccinated			1 <sup>st</sup> doses	Fully vaccinated
Erongo	46 882	42 182	161 966	26%	1 455	1 118
Hardap	32 186	27 821	69 121	40%	553	458
Kharas	26 485	22 697	69 786	32%	848	527
Kavango East	47 968	36 510	105 223	35%	1 317	1 077
Kavango West	35 219	28 305	57 210	49%	449	405
Khomas	113 458	101 067	362 620	28%	4 135	3 127
Kunene	32 006	26 350	72 991	36%	695	544
Ohangwena	37 464	31 141	174 546	18%	943	769
Omaheke	24 964	22 489	53 002	42%	430	342
Omusati	33 742	29 357	179 370	16%	1 061	836
Oshana	31 250	28 350	143 395	20%	1 672	1 378
Oshikoto	30 111	26 594	144 912	18%	902	793
Otjozondjupa	40 462	36 242	112 119	32%	933	689
Zambezi	14 062	12 942	73 010	18%	731	690
<b>Total</b>	<b>546 259</b>	<b>472 047</b>	<b>1 779 271</b>	<b>26%</b>	<b>16 124</b>	<b>12 753</b>

**PUBLIC HEALTH ACTION (S)**

- The COVID-19 vaccination programme is ongoing throughout the country.
- The public is encouraged to continue adhering to COVID-19 preventative measures as the situation is being observed.
- The government and development partners continue to prioritize the continuation of essential health services.

**CHALLENGES**

- Slow vaccine uptake among members of the public, and circulation of anti-vaccination information.
- Lack of transport to and from head office for sitrep signature.

**RECOMMENDATIONS**

- Encourage the public to get vaccinated and strengthen community health awareness to counteract anti-vaccination information in circulation.
- MoHSS must provide transport that will be available for sitrep team everyday or use digital signature.

APPROVED





INCIDENT MANAGER  
10 AUGUST 2022




SECRETARIAT

For enquiries, please contact  
**Namibia Public Health Emergency Operations Centre;**

 [PHEOC@mhss.gov.na](mailto:PHEOC@mhss.gov.na)

 0800 100 100

 0851 100 100