



NAMIBIA COVID-19 SITUATION REPORT NO. 885

Outbreak Name	COVID-19 outbreak	Country affected	Namibia
Date & Time	21.08.2022 17h00	Investigation start Date	14 March 2020

HIGHLIGHTS/SITUATION UPDATE (21/08/2022)

CUMULATIVE

Tested 1 074 835

Confirmed 166 637

Active 121

Recovered 165 472

Vaccinated

1st doses 561 032 2nd doses 284 772
Booster doses 93 360

Deaths 4 077

TOTAL TODAY

Tested 115

Confirmed 2

Active 121

Recovered 0

Vaccinated

1st doses 0 2nd doses 0 Booster doses 0

Deaths 0

- A total of **166 637** cases have been recorded to-date, representing **7%** of the total population (**2 550 226**).
- More female cases **88 586 (53%)** have been recorded.
- Of the total confirmed cases, **5 717 (3%)** are Health Workers, with **0** new confirmed today.
 - 4 802 (84%) State; 903 (15.8%) Private, 12 (0.2%) Non-Governmental Organizations.
 - 5 717 (100%) recoveries and 25 (0.5%) deaths.
- The recovery rate now stands at **98%**.
- Khomas and Erongo regions reported the highest number of cases with **54 740 (33%)** and **23 867 (14%)** respectively.
- Of the total fatalities **3 720 (91%)** are COVID-19 deaths while **356 (9%)** are COVID-19 related deaths.
- The case fatality rate now stands at **2.4%**.

Table 1: Distribution of confirmed COVID-19 cases by region, 21 August 2022

	New cases	New re-infections	Cum re-infections	Cum confirmed excluding re-infections	Active cases	Recoveries	Cum Deaths	Cum deaths with co-morbidities	Non-COVID deaths	Health Workers
Erongo	2	0	451	23 867	6	23 876	431	355	5	529
Hardap	0	0	119	8 803	0	8 657	265	168	0	193
! Kharas	0	0	318	10 726	5	10 876	163	138	0	324
Kavango East	0	0	77	6 706	2	6 549	230	132	2	315
Kavango West	0	0	4	865	23	823	23	21	0	50
Khomas	0	0	1 370	54 740	15	55 183	911	706	1	1 940
Kunene	0	0	73	5 292	0	5 203	162	110	0	166
Ohangwena	0	0	58	6 263	37	6 065	217	127	2	235
Omaheke	0	0	71	5 387	0	5 166	291	205	1	152
Omusati	0	0	63	8 004	24	7 698	345	211	0	292
Oshana	0	0	110	10 907	6	10 606	404	244	1	613
Oshikoto	0	0	79	8 217	0	8 082	212	160	2	388
Otjozondjupa	0	0	225	13 206	1	13 141	288	196	1	389
Zambezi	0	0	30	3 654	2	3 547	135	77	0	131
Total	2	0	3 048	166 637	121	165 472	4 077	2 850	15	5 717

EPIDEMIOLOGICAL SITUATION IN NAMIBA

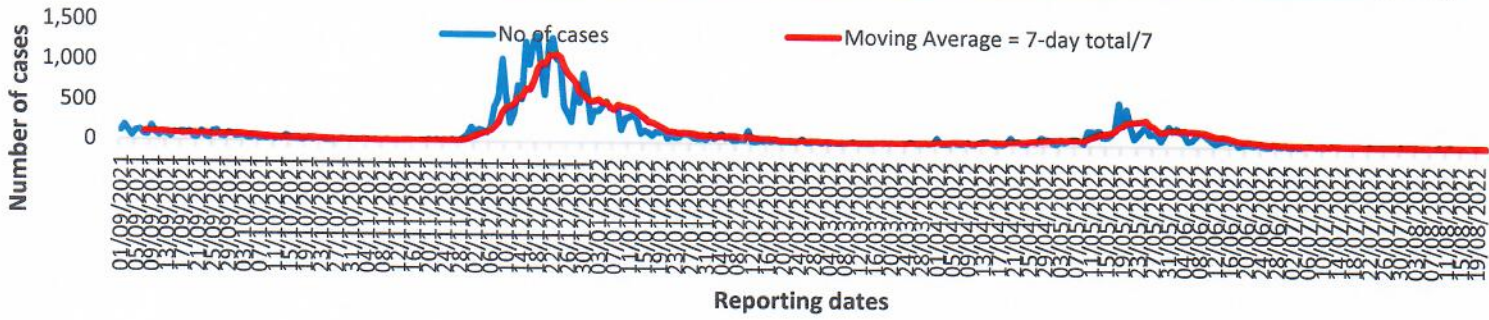
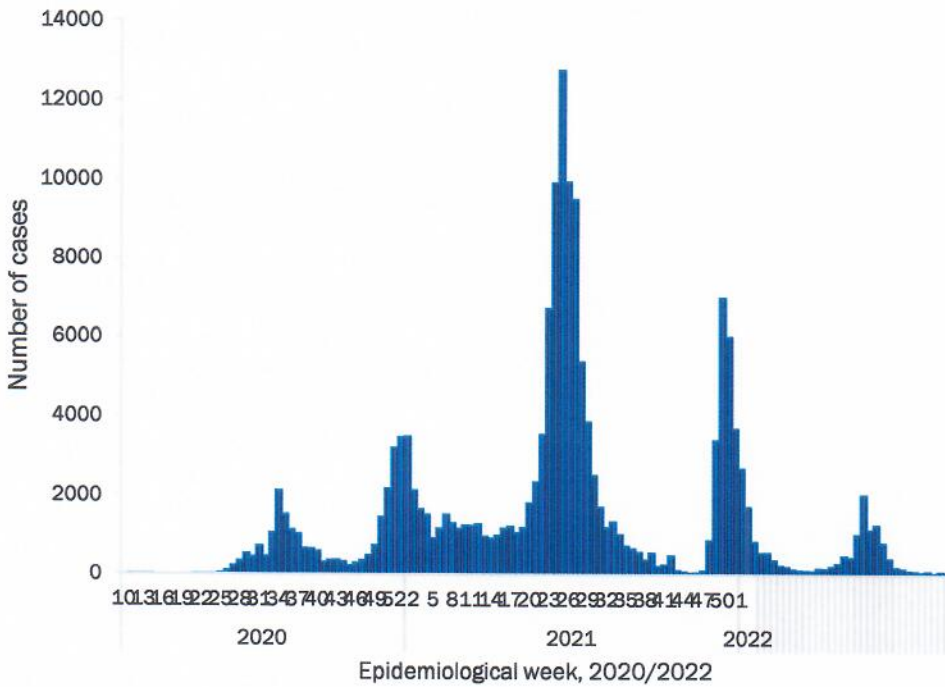


Figure 2: The 7 days moving average line chart for confirmed COVID-19 cases, 21 August 2022



- The highest peak of **12 787 (8%)** cases was recorded during week 25 of 2021 (Figure 3).
- The country has started seeing a gradual reduction in the average number of confirmed cases from 1424 to 29 from epi-week 26 to 40 of 2021.
- Another peak of **7005** cases was recorded in week 50 of 2021.
- The number of cases have started decreasing in the last three weeks as seen on the graph.

- The National Call Center continues operations for 24 hours daily.
- Today (21/08/2022), **147** calls were answered.

Figure 3: Epi-curve for confirmed COVID-19 case, 21 August 2022

Table 4: Number of people in quarantine 21 August 2022

Region	Newly quarantined 24 hours	Cumulative number	Number discharged	Number in quarantine now
Erongo	0	8 690	8 688	2
Hardap	0	3 269	3 269	0
Kavango (East and West)	0	1 852	1 852	0
Khomas	0	3 781	3 781	0
Kharas	0	10 000	10 000	0
Kunene	0	6 980	6 975	5
Ohangwena	0	924	924	0
Omaheke	0	24 158	24 146	12
Omusati	0	4 072	4 072	0
Oshana	0	402	402	0
Oshikoto	0	29 841	29 838	3
Otjozondjupa	0	1 932	1 932	0
Zambezi	0	2 252	2 252	0
Total	0	98 153	98 129	22

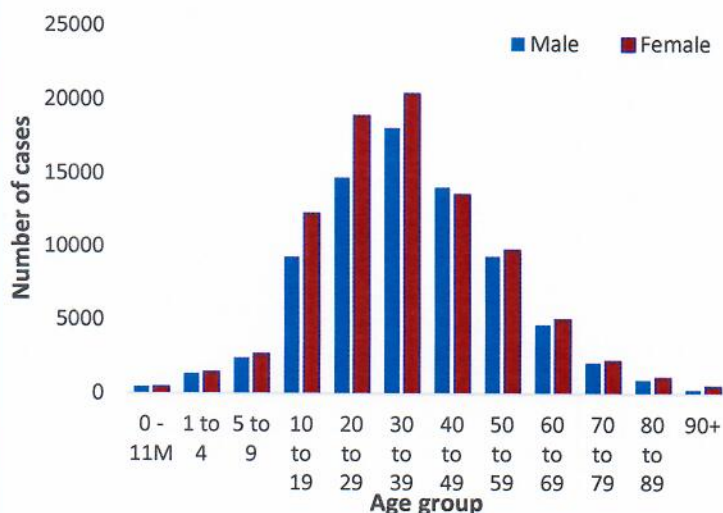
- Since March 2020, **98 153** people have been placed into quarantine around the country.
- A total of **24** people are currently in quarantine, with **0** new admissions.

Table 3: COVID-19 specimen recorded at the Laboratories 21 August 2022

VARIABLES	TOTAL
Total samples received by the Laboratory	1 074 779
Total samples tested	1 055 012
Total samples re-tested	19 650
Total positive results	166 637
Total negative results	888 209
Total samples discarded	117
Invalid results	0
Total pending results	0
Indeterminant/Inconclusive	166
Suspected cases in 24 hours (excluding re-tests)	114

- The laboratory testing capacity has been enhanced; with a total of twenty-three (23) laboratories carrying out the testing of samples: NIP, Path-Care, UNAM Molecular, Central Veterinary Laboratory, Namib Poultry, NAMDEB, NamPath, Namibia Central Pathology, DiagnoLab, High Care, Alpha Medical Laboratory, NCP, Maerua MC, Des-Jo Medical Test Centre, ProQuest Diagnostic Laboratory, MAXI, Medlink Laboratory Services, Biotech Medical, Covisure, Star Care, Soweto Medical Center, Hosea Kutako International Airport & Oshana Med Laboratory .
- To date, **1 074 835** tests (including **19 650** re-tests) have been conducted by authorized laboratories.
- Since the beginning of the outbreak, **178 373** contacts of confirmed cases have been identified, **0** contacts were identified within the last 24 hours from **no** region.
- Cumulatively, **176 175** contacts have completed their monitoring period, while **300** contacts are lost to follow-up and a total of **29 278 (18%)** contacts of confirmed cases have tested positive.
- Today, **21 (100%)** out of **21** active contacts were monitored.

- Of the total confirmed cases, **99 930 (60%)** are in the 20-49 years age-brackets which constitutes the majority of the recorded cases.
- A total of **26 732 (16%)** of the confirmed cases are among the 5-19 years category.
- A total of **19 137 (11%)** of the confirmed cases are among the 50 - 59 years group.
- The under 5 years age group make up **3 722 (2%)** of the total cases whereas, **17 116 (10%)** are above 60 years of age.



4Figure 1: Age and Sex distribution of COVID-19 confirmed cases, 21 August 2022

Table 2: The current distribution for hospitalization of confirmed cases by region, 21 August 2022

Region	Hospitalized confirmed cases		Vaccinated		Intensive Care Unit		Vaccinated	
	Current	Previous	1 st dose	2 nd dose	Current	Previous	1 st dose	2 nd dose
Erongo	0	0	0	0	0	0	0	0
Hardap	0	0	0	0	0	0	0	0
! Kharas	0	0	0	0	0	0	0	0
Kavango East	0	0	0	0	0	0	0	0
Kavango West	0	0	0	0	0	0	0	0
Khomas	0	0	0	0	0	0	0	0
Kunene	0	0	0	0	0	0	0	0
Ohangwena	1	1	0	0	0	0	0	0
Omaheke	0	0	0	0	0	0	0	0
Omusati	4	4	0	0	0	0	0	0
Oshana	2	2	0	1	0	0	0	0
Oshikoto	0	0	0	0	0	0	0	0
Otjozondjupa	0	0	0	0	0	0	0	0
Zambezi	0	0	0	0	0	0	0	0
Total	7	7	0	1	0	0	0	0

Table 6: Summary of COVID-19 vaccine 3rd doses administered, 21 August 2022

Region	Cumulative no. of persons vaccinated			
	Sinopharm	AstraZeneca	Pfizer	Booster Doses J&J
Erongo	2 599	1 171	3 804	1 366
Hardap	4 137	966	1 561	2 464
Kharas	2 359	642	700	962
Kavango East	2 011	570	1 184	2 367
Kavango West	2 003	795	1 169	1 973
Khomas	4 565	2 053	7 515	2 513
Kunene	2 897	1 070	915	1 851
Ohangwena	1 505	445	168	388
Omaheke	3 615	1 608	1 157	590
Omusati	3 199	1 202	1 010	874
Oshana	2 897	763	943	1 100
Oshikoto	2 284	585	428	569
Otjozondjupa	2 928	1 351	1 444	1 625
Zambezi	1 039	176	190	1 095
Total	38 038	13 397	22 188	19 737

Table 5: Summary of COVID-19 vaccine doses administered, 21 August 2022

Region	Cumulative no. of persons vaccinated with doses of Sinopharm, AstraZeneca, Sputnik V, Pfizer and Jassen & Johnson		Targeted Population	Vaccination Coverage (%)	Cumulative no. of Healthcare Workers vaccinated with doses of Sinopharm, AstraZeneca, Sputnik V, Pfizer and Jassen & Johnson	
	1 st dose	Fully vaccinated			1 st doses	Fully vaccinated
Erongo	47 247	42 474	161 966	26%	1 466	1 120
Hardap	32 739	28 247	69 121	41%	553	459
Kharas	27 962	23 685	69 786	34%	849	527
Kavango East	50 305	38 567	105 223	36%	1 324	1 084
Kavango West	37 346	30 244	57 210	52%	450	406
Khomas	113 808	101 422	362 620	28%	4 139	3 131
Kunene	33 281	27 360	72 991	37%	695	544
Ohangwena	38 396	32 025	174 546	18%	946	772
Omaheke	25 426	22 957	53 002	43%	430	342
Omusati	34 706	29 993	179 370	17%	1 062	837
Oshana	31 536	28 624	143 395	20%	1 672	1 378
Oshikoto	31 782	27 772	144 912	19%	903	794
Otjozondjupa	41 456	37 137	112 119	33%	934	690
Zambezi	15 042	13 914	73 010	19%	733	692
Total	561 032	484 421	1 779 271	27%	16 156	12 776

PUBLIC HEALTH ACTION (S)

- The COVID-19 vaccination programme is ongoing throughout the country.
- The public is encouraged to continue adhering to COVID-19 preventative measures as the situation is being observed.
- The government and development partners continue to prioritize the continuation of essential health services.

CHALLENGES

- Slow vaccine uptake among members of the public, and circulation of anti-vaccination information.
- Lack of transport to and from head office for sitrep signature.

RECOMMENDATIONS


- Encourage the public to get vaccinated and strengthen community health awareness to counteract anti-vaccination information in circulation.
- MoHSS must provide transport that will be available for sitrep team everyday or use digital signature.

APPROVED


INCIDENT MANAGER
21 AUGUST 2022

SECRETARIAT

For enquiries, please contact
Namibia Public Health Emergency Operations Centre;

 PHEOC@mhss.gov.na

 0800 100 100

 0851 100 100