



## NAMIBIA COVID-19 SITUATION REPORT NO. 920

Outbreak Name	COVID-19 outbreak	Country affected	Namibia
Date & Time	25.09.2022 17h00	Investigation start Date	14 March 2020

### HIGHLIGHTS/SITUATION UPDATE (25/09/2022)

#### CUMULATIVE

Tested 1 081 772

Confirmed 166 773

Active 17

Recovered 165 721

#### Vaccinated

1<sup>st</sup> doses 570 664 2<sup>nd</sup> doses 287 979  
Booster doses 98 793

Deaths 4 080

#### TOTAL TODAY

Tested 119

Confirmed 1

Active 17

Recovered 0

#### Vaccinated

1<sup>st</sup> doses 0 2<sup>nd</sup> doses 0 Booster doses 0 (not reported)

Deaths 0

- A total of **166 773** cases have been recorded to-date, representing **7%** of the total population (**2 550 226**).
- More female cases **88 659 (53%)** have been recorded.
- Of the total confirmed cases, **5 722 (3%)** are Health Workers, with **0** new confirmed today.
  - 4 805 (84%) State; 905 (15.8%) Private, 12 (0.2%) Non-Governmental Organizations.
  - 5 721 (100%) recoveries and 25 (0.5%) deaths.
- The recovery rate now stands at **98%**.
- Khomas and Erongo regions reported the highest number of cases with **54 772 (33%)** and **23 881 (14%)** respectively.
- Of the total fatalities **3 720 (91%)** are COVID-19 deaths while **360 (9%)** are COVID-19 related deaths.
- The case fatality rate now stands at **2.4%**.

**Table 1: Distribution of confirmed COVID-19 cases by region, 25 September 2022**

	New cases	New re-infections	Cum re-infections	Cum confirmed excluding re-infections	Active cases	Recoveries	Cum Deaths	Cum deaths with co-morbidities	Non-COVID deaths	Health Workers
Erongo	1	0*	453	23 881	2	23 896	431	355	5	529
Hardap	0	0	120	8 808	0	8 663	265	168	0	193
Karas	0	0	319	10 727	1	10 882	163	138	0	324
Kavango East	0	0	77	6 707	0	6 552	230	132	2	315
Kavango West	0	0	4	865	0	846	23	21	0	50
Khomas	0	0	1 375	54 772	8	55 227	911	706	1	1 942
Kunene	0	0	73	5 293	0	5 204	162	110	0	166
Ohangwena	0	0	58	6 286	2	6 121	219	127	2	235
Omaheke	0	0	71	5 388	0	5 167	291	205	1	152
Omusati	0	0	65	8 050	0	7 769	346	211	0	295
Oshana	0	0	111	10 908	2	10 612	404	244	1	613
Oshikoto	0	0	79	8 223	1	8 087	212	160	2	388
Otjozondjupa	0	0	225	13 211	1	13 146	288	196	1	389
Zambezi	0	0	30	3 654	0	3 549	135	77	0	131
<b>Total</b>	<b>1</b>	<b>0*</b>	<b>3 060</b>	<b>166 773</b>	<b>17</b>	<b>165 721</b>	<b>4 080</b>	<b>2 850</b>	<b>15</b>	<b>5 722</b>

**Table 6: Summary of COVID-19 vaccine 3<sup>rd</sup> doses administered, 25 September 2022**

Region	Cumulative no. of persons vaccinated			
	Sinopharm	AstraZeneca	Pfizer	Booster Doses J&J
Erongo	2 686	1 199	3 887	1 549
Hardap	4 326	971	1 627	2 776
Kharas	2 433	657	731	1 028
Kavango East	2 175	573	1 289	2 696
Kavango West	2 135	806	1 296	2 112
Khomas	4 708	2 097	7 581	2 719
Kunene	3 051	1 087	964	2 024
Ohangwena	1 679	478	177	425
Omaheke	3 765	1 650	1 194	922
Omusati	3 483	1 256	1 098	1 025
Oshana	3 105	785	990	1 254
Oshikoto	2 363	590	441	620
Otjondjupa	2 984	1 360	1 463	1 674
Zambezi	1 098	182	201	1 348
<b>Total</b>	<b>39 991</b>	<b>13 691</b>	<b>22 939</b>	<b>22 172</b>

**Table 5: Summary of COVID-19 vaccine doses administered, 25 September 2022**

Region	Cumulative no. of persons vaccinated with doses of Sinopharm, AstraZeneca, Sputnik V, Pfizer and Jassen & Johnson		Targeted Population	Vaccination Coverage (%)	Cumulative no. of Healthcare Workers vaccinated with doses of Sinopharm, AstraZeneca, Sputnik V, Pfizer and Jassen & Johnson	
	1 <sup>st</sup> dose	Fully vaccinated			1 <sup>st</sup> doses	Fully vaccinated
Erongo	47 633	42 864	161 966	26%	1 466	1 120
Hardap	33 272	28 787	69 121	42%	553	462
Kharas	28 279	23 985	69 786	34%	850	528
Kavango East	51 500	39 765	105 223	38%	1 334	1 093
Kavango West	38 212	30 874	57 210	54%	450	406
Khomas	114 623	102 248	362 620	28%	4 142	3 134
Kunene	34 289	28 156	72 991	39%	695	544
Ohangwena	39 407	32 928	174 546	19%	949	775
Omaheke	25 853	23 396	53 002	44%	430	342
Omusati	35 702	30 839	179 370	17%	1 065	840
Oshana	32 004	29 126	143 395	20%	1 680	1 386
Oshikoto	32 273	28 403	144 912	20%	904	794
Otjondjupa	41 851	37 566	112 119	34%	934	691
Zambezi	15 766	14 598	73 010	20%	735	694
<b>Total</b>	<b>570 664</b>	<b>493 535</b>	<b>1 779 271</b>	<b>28%</b>	<b>16 187</b>	<b>12 809</b>

**PUBLIC HEALTH ACTION (S)**

- The COVID-19 vaccination programme is ongoing throughout the country.
- The public is encouraged to continue adhering to COVID-19 preventative measures as the situation is being observed.
- The government and development partners continue to prioritize the continuation of essential health services.

**CHALLENGES**

- Slow vaccine uptake among members of the public, and circulation of anti-vaccination information.
- Lack of transport to and from head office for sitrep signature.

**RECOMMENDATIONS**

- Encourage the public to get vaccinated and strengthen community health awareness to counteract anti-vaccination information in circulation.
- MoHSS must provide transport that will be available for sitrep team everyday or use digital signature.




APPROVED



INCIDENT MANAGER  
25/09/ 2022



SECRETARIAT

For enquiries, please contact  
**Namibia Public Health Emergency Operations Centre;**  
 [PHEOC@mhss.gov.na](mailto:PHEOC@mhss.gov.na)  
 0800 100 100  
 0851 100 100