



NAMIBIA COVID-19 SITUATION REPORT NO. 955

Outbreak Name	COVID-19 outbreak	Country affected	Namibia
Date & Time	30.10.2022 17h00	Investigation start Date	14 March 2020

HIGHLIGHTS/SITUATION UPDATE (30/10/2022)

CUMULATIVE

Tested 1 085 627

Confirmed 169 942 (Re-infection 3 070)

Active 52

Recovered 165 795

Vaccinated

1st doses 573 859 2nd doses 289 336
Booster doses 101 324

Deaths 4 080

TOTAL TODAY

Tested 98

Confirmed 8 Re-infection 0

Active 52

Recovered (not reported)

Vaccinated

0 1st doses 0 2nd doses 0 Booster doses (not reported)

Deaths 0

- A total of **169 942** cases including re-infections have been recorded to-date.
- Of the total confirmed cases, **5 726 (3%)** are Health Workers, with **0** new confirmed today.
 - 4 806 (84%) State; 905 (15.8%) Private, 15 (0.2%) Non-Governmental Organizations.
 - 5 726 (100%) recoveries and 25 (0.5%) deaths.
- The recovery rate now stands at **98%**.
- Khomas and Erongo regions reported the highest number of cases with **54 832 (33%)** and **23 893 (14 %)** respectively.
- Of the total fatalities **3 720 (91%)** are COVID-19 deaths while **360 (9%)** are COVID-19 related deaths.
- The case fatality rate now stands at **2.4%**.
- Positivity stand at **4%**

Table 1: Distribution of confirmed COVID-19 cases by region, 30 October 2022

	New cases	New re-infections	Cum re-infections	Cum confirmed excluding re-infections	Active cases	Recoveries	Cum Deaths	Cum deaths with co-morbidities	Non-COVID deaths	Health Workers
Erongo	0	0	454	23 893	6	23 905	431	355	5	529
Hardap	0	0	120	8 808	0	8 663	265	168	0	193
Kharas	0	0	320	10 727	0	10 884	163	138	0	324
Kavango East	0	0	77	6 707	0	6 552	230	132	2	315
Kavango West	0	0	4	865	0	846	23	21	0	50
Khomas	7	0	1 380	54 832	28	55 272	911	706	1	1 945
Kunene	0	0	73	5 293	0	5 204	162	110	0	166
Ohangwena	0	0	58	6 289	3	6 123	219	127	2	236
Omaheke	1	0	72	5 400	5	5 175	291	205	1	152
Omusati	0	0	66	8 055	4	7 771	346	211	0	295
Oshana	0	0	111	10 909	1	10 614	404	244	1	613
Oshikoto	0	0	79	8 223	0	8 088	212	160	2	388
Otjozondjupa	0	0	225	13 213	2	13 147	288	196	1	389
Zambezi	0	0	31	3 658	3	3 551	135	77	0	131
Total	8	0	3 070	166 872	52	165 795	4 080	2 850	15	5 726

EPIDEMIOLOGICAL SITUATION IN NAMIBA

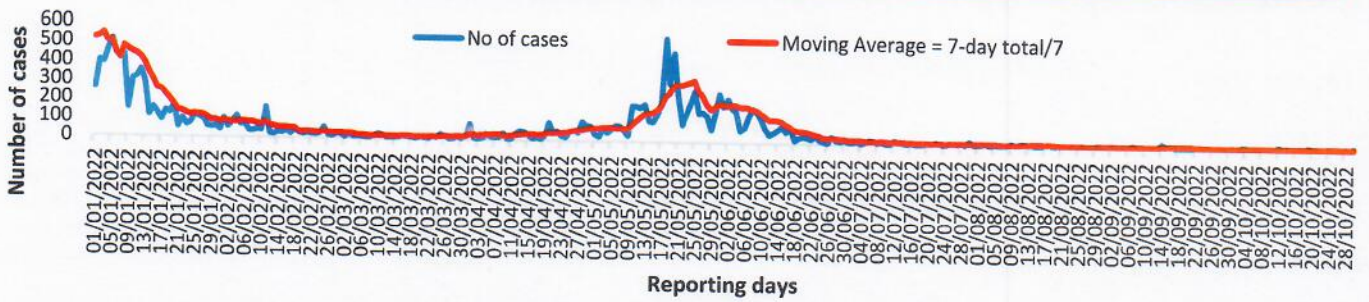


Figure 1: The 7 days moving average line chart for confirmed COVID-19 cases, 30 October 2022

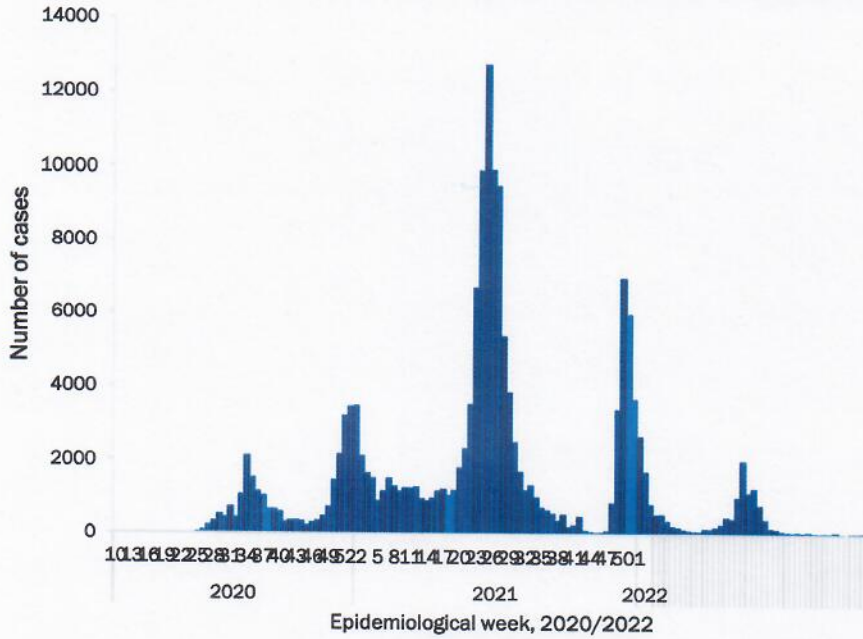


Figure 2: Epi-curve for confirmed COVID-19 case, 30 October 2022

- The highest peak of **12 787 (8%)** cases was recorded during week 25 of 2021 (Figure 3).
- The country has started seeing a gradual reduction in the average number of confirmed cases from 2 681 to 429 from epi-week 1 to 18 of 2022.
- Another peak of 2022 cases was recorded in week 20 of 2022
- The number of cases have started decreasing in week 23 of 2022 as seen on the graph.

- The National Call Center continues operations for 24 hours daily.
- Today (30/10/2022), **34** calls were answered.

Table 2: Number of people in quarantine 30 October 2022

Region	Newly quarantined 24 hours	Cumulative number	Number discharged	Number in quarantine now
Erongo	0	8 698	8 698	0
Hardap	0	3 269	3 269	0
Kavango (East and West)	0	1 852	1 852	0
Khomas	0	3 781	3 781	0
Kharas	0	10 000	10 000	0
Kunene	0	7 002	7 002	0
Ohangwena	0	924	924	0
Omaheke	0	24 367	24 352	15
Omusati	0	4 087	4 086	1
Oshana	0	402	402	0
Oshikoto	0	29 995	29 988	7
Otjozondjupa	0	1 932	1 932	0
Zambezi	0	2 252	2 252	0
Total	0	98 561	98 538	23

- Since March 2020, **98 502** people have been placed into quarantine around the country.
- A total of **23** people are currently in quarantine, with **0** new admissions.

**Table 3: COVID-19 specimen recorded at the Laboratories
30 October 2022**

VARIABLES	TOTAL
Total samples received by the Laboratory	1085582
Total samples tested	1065766
Total samples re-tested	19699
Total positive results	166871
Total negative results	898725
Total samples discarded	117
Invalid results	0
Total pending results	0
Indeterminant/Inconclusive	170
Suspected cases in 24 hours (excluding re-tests)	98

- The laboratory testing capacity has been enhanced; with a total of twenty-three (23) laboratories carrying out the testing of samples: NIP, Path-Care, UNAM Molecular, Central Veterinary Laboratory, Namib Poultry, NAMDEB, NamPath, Namibia Central Pathology, DiagnoLab, High Care, Alpha Medical Laboratory, NCP, Maerua MC, Des-Jo Medical Test Centre, ProQuest Diagnostic Laboratory, MAXI, Medlink Laboratory Services, Biotech Medical, Covisure, Star Care, Soweto Medical Center, Hosea Kutako International Airport & Oshana Med Laboratory.
- To date, **1 085 627** tests (including **19 699** re-tests) have been conducted by authorized laboratories.
- Since the beginning of the outbreak, **178 835** contacts of confirmed cases have been identified, **0** contacts were identified within the last 24 hours from **3** regions.
- Cumulatively, **176 652** contacts have completed their monitoring period, while **303** contacts are lost to follow-up and a total of **29 325 (18%)** contacts of confirmed cases have tested positive.
- Today, **41 (72%)** out of **57** active contacts were

- Of the total confirmed cases, **100 044 (60%)** are in the 20-49 years age-brackets which constitutes the majority of the recorded cases.
- A total of **26 790 (16%)** of the confirmed cases are among the 5-19 years category.
- A total of **19 168 (11%)** of the confirmed cases are among the 50 - 59 years group.
- The under 5 years age group make up **3 728 (2%)** of the total cases whereas, **17 142 (10%)** are above 60 years of age.

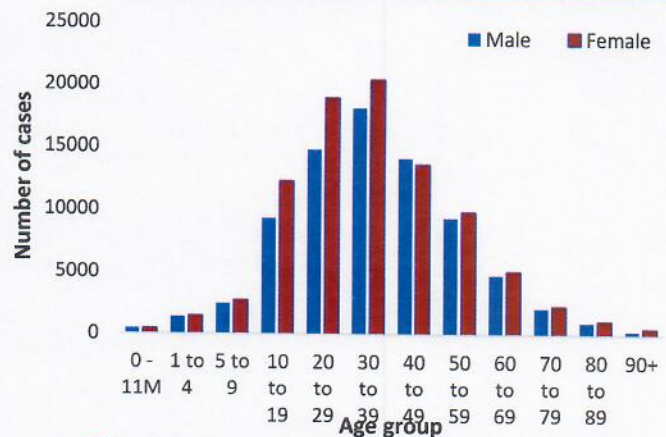


Figure 3: Age and Sex distribution of COVID-19 confirmed cases, 30 October 2022

Table 4: The current distribution for hospitalization of confirmed cases by region, 30 October 2022

Region	Hospitalized confirmed cases		Vaccinated		Intensive Care Unit		Vaccinated	
	Current	Previous	1 st dose	2 nd dose	Current	Previous	1 st dose	2 nd dose
Erongo	0	0	0	0	0	0	0	0
Hardap	0	0	0	0	0	0	0	0
! Kharas	0	0	0	0	0	0	0	0
Kavango East	0	0	0	0	0	0	0	0
Kavango West	0	0	0	0	0	0	0	0
Khomas	0	0	0	0	0	0	0	0
Kunene	0	0	0	0	0	0	0	0
Ohangwena	0	0	0	0	0	0	0	0
Omaheke	0	0	0	0	0	0	0	0
Omusati	1	1	0	0	0	0	0	0
Oshana	0	0	0	0	0	0	0	0
Oshikoto	0	0	0	0	0	0	0	0
Otjozondjupa	0	0	0	0	0	0	0	0
Zambezi	0	0	0	0	0	0	0	0
Total	1	1	0	0	0	0	0	0

Table 5: Summary of COVID-19 vaccine 3rd doses administered, 30 October 2022

Region	Cumulative no. of persons vaccinated			
	Sinopharm	AstraZeneca	Pfizer	Booster Doses J&J
Erongo	2 754	1 199	3 934	1 644
Hardap	4 474	971	1 692	3 062
Kharas	2 485	659	749	1 108
Kavango East	2 221	573	1 316	2 817
Kavango West	2 152	806	1 318	2 118
Khomas	4 741	2 097	7 624	2 804
Kunene	3 140	1 087	999	2 182
Ohangwena	1 679	478	177	425
Omaheke	3 775	1 650	1 199	1 006
Omusati	3 578	1 256	1 147	1 148
Oshana	3 184	786	1 019	1 352
Oshikoto	2 398	590	456	663
Otjozondjupa	3 055	1 360	1 481	1 708
Zambezi	1 121	182	201	1 524
Total	40 757	13 694	23 312	23 561

Table 6: Summary of COVID-19 vaccine doses administered, 30 October 2022

Region	Cumulative no. of persons vaccinated with doses of Sinopharm, AstraZeneca, Sputnik V, Pfizer and Jassen & Johnson		Targeted Population	Vaccination Coverage (%)	Cumulative no. of Healthcare Workers vaccinated with doses of Sinopharm, AstraZeneca, Sputnik V, Pfizer and Jassen & Johnson	
	1 st dose	Fully vaccinated			1 st doses	Fully vaccinated
Erongo	47 914	43 131	161 966	27%	1 471	1 124
Hardap	33 595	29 129	69 121	42%	553	462
Kharas	28 406	24 107	69 786	34%	850	528
Kavango East	51 724	40 057	105 223	38%	1 345	1 101
Kavango West	38 443	31 133	57 210	54%	450	406
Khomas	114 975	102 589	362 620	28%	4 148	3 140
Kunene	34 631	28 482	72 991	39%	695	544
Ohangwena	39 407	32 928	174 546	19%	949	775
Omaheke	25 955	23 493	53 002	44%	430	342
Omusati	35 984	31 241	179 370	17%	1 067	843
Oshana	32 223	29 377	143 395	20%	1 680	1 386
Oshikoto	32 504	28 641	144 912	20%	904	794
Otjozondjupa	42 133	37 834	112 119	34%	934	272
Zambezi	15 965	14 797	73 010	20%	737	1 020
Total	573 859	496 939	1 779 271	28%	16 213	12 737

PUBLIC HEALTH ACTION (S)

- The COVID-19 vaccination programme is ongoing throughout the country.
- The public is encouraged to continue adhering to COVID-19 preventative measures as the situation is being observed.
- The government and development partners continue to prioritize the continuation of essential health services.


CHALLENGES

- Slow vaccine uptake among members of the public, and circulation of anti-vaccination information.


RECOMMENDATIONS

- Encourage the public to get vaccinated and strengthen community health awareness to counteract anti-vaccination information in circulation.

APPROVED




INCIDENT MANAGER
30/10/2022




SECRETARIAT

For enquiries, please contact

Namibia Public Health Emergency Operations Centre;

 PHEOC@mhss.gov.na

 0800 100 100

 0851 100 100