



### NAMIBIA COVID-19 SITUATION REPORT NO. 959

Outbreak Name	COVID-19 outbreak	Country affected	Namibia
Date & Time	15-21.11 .2022 17h00	Investigation start Date	14 March 2020

#### HIGHLIGHTS/SITUATION UPDATE (15-21/11/2022)

#### CUMULATIVE

Tested 1 087 023

Confirmed 170 034 (Re-infection 3 074)

Recovered 165 903

Vaccinated

1<sup>st</sup> doses 575 280 2<sup>nd</sup> doses 289 815  
Booster doses 102 231

Deaths 4 080

#### TOTAL THIS WEEK

Tested 377

Confirmed 38 Re-infection 2

Active 78

Recovered 42

Vaccinated

733 1<sup>st</sup> doses 196 2<sup>nd</sup> doses 425 Booster doses

Deaths 0

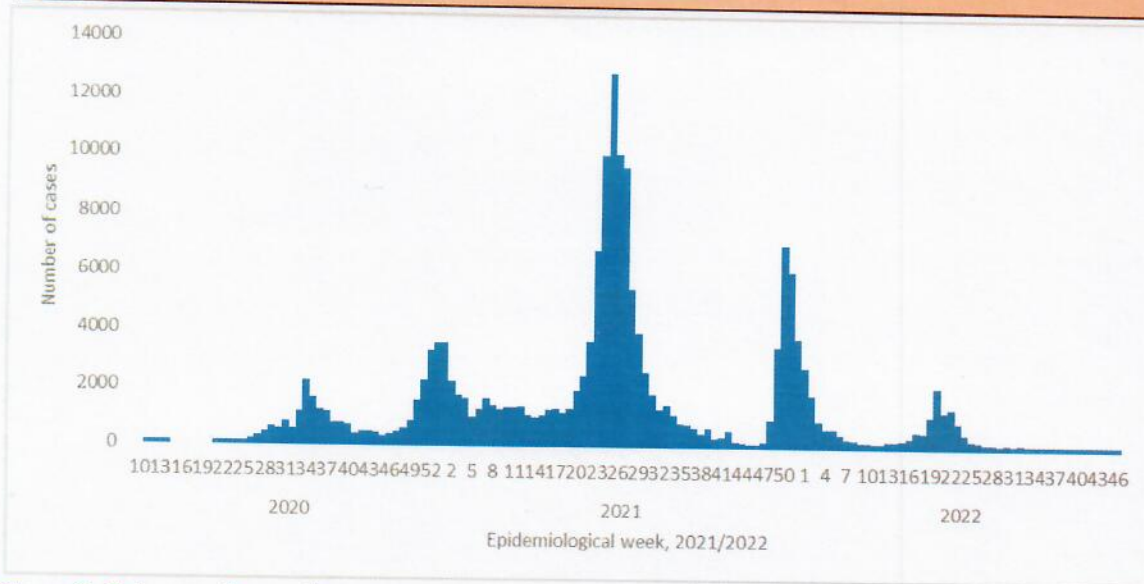
- A total of **170 034** cases including re-infections have been recorded to-date.
- Of the total confirmed cases, **5 726 (3%)** are Health Workers, with **0** new confirmed today.
  - 4 806 (84%) State; 905 (15.8%) Private, 15 (0.2%) Non-Governmental Organizations.
  - 5 701 (99.6%) recoveries and 25 (0.4%) deaths.
- The recovery rate now stands at **98%**.
- Khomas and Erongo regions reported the highest number of cases with **54 905 (33%)** and **23 912 (14 %)** respectively.
- Of the total fatalities **3 720 (91%)** are COVID-19 deaths while **360 (9%)** are COVID-19 related deaths.
- The case fatality rate now stands at **2.4%**.
- The overall positivity stand at **16%**

**Table 1: Distribution of confirmed COVID-19 cases by region, as at 21 November 2022**

Region	New cases	New re-infections	Cum re-infections	Cum confirmed excluding re-infections	Active cases	Recoveries	Cum Deaths	Cum deaths with co-morbidities	Non-COVID deaths	Health Workers
Erongo	9	0	455	23 908	6	23 905	431	355	5	529
Hardap	0	0	120	8 808	0	8 663	265	168	0	193
Kharas	3	1	322	10 736	2	10 894	163	138	0	324
Kavango East	1	0	77	6 708	1	6 552	230	132	2	315
Kavango West	0	0	4	865	0	846	23	21	0	50
Khomas	21	1	1 381	54 879	15	55 337	911	706	1	1 945
Kunene	0	0	73	5 293	0	5 204	162	110	0	166
Oshana	0	0	58	6 289	3	6 123	219	127	2	236
Omaheke	2	0	72	5 408	2	5 186	291	205	1	152
Omusati	0	0	66	8 057	1	7 772	346	211	0	295
Oshana	1	0	111	10 912	2	10 615	404	244	1	613
Oshikoto	0	0	79	8 223	0	8 088	212	160	2	388
Otjozondjupa	1	0	225	13 216	1	13 167	288	196	1	389
Zambezi	0	0	31	3 658	1	3 551	135	77	0	131
<b>Total</b>	<b>38</b>	<b>2</b>	<b>3 074</b>	<b>166 960</b>	<b>34</b>	<b>165 903</b>	<b>4 080</b>	<b>2 850</b>	<b>15</b>	<b>5 726</b>



## EPIDEMIOLOGICAL SITUATION IN NAMIBA



**Figure 2: Epi-curve for confirmed COVID-19 case, as at 21 November 2022**

- The highest peak of **12 787 (8%)** cases was recorded during week 25 of 2021 (Figure 3).
- The country has started seeing a gradual reduction in the average number of confirmed cases from 2 681 to 429 from epi-week 1 to 18 of 2022.
- Another peak of 2022 cases was recorded in week 20 of 2022
- The number of cases has started decreasing in week 23 of 2022.

- Since March 2020, **98 561** people have been placed into quarantine around the country.
- Currently we do not have anyone in quarantine.

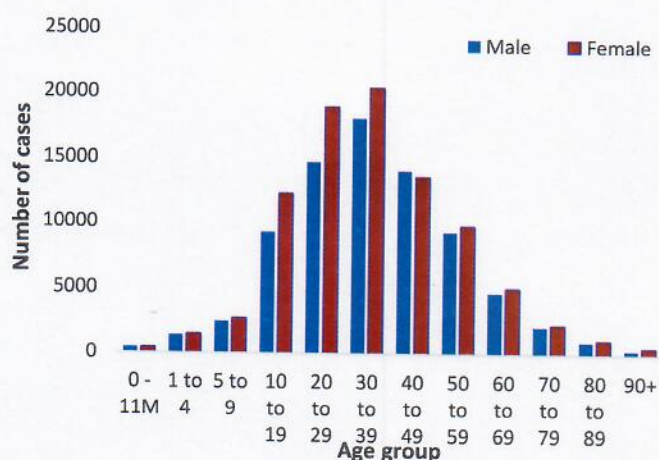
T

VARIABLES	TOTAL
Total samples received by the Laboratory	7 607 767
Total samples tested	7 469 055
Total samples re-tested	137 893
Total positive results	<b>1 168 602</b>
Total negative results	6 299 263
Total samples discarded	819
Invalid results	0
Total pending results	0
Indeterminant/Inconclusive	1190
Suspected cases in 7 days (excluding re-tests)	377

- The laboratory testing capacity has been enhanced; with a total of twenty-three (23) laboratories carrying out the testing of samples: NIP, Path-Care, UNAM Molecular, Central Veterinary Laboratory, Namib Poultry, NAMDEB, NamPath, Namibia Central Pathology, DiagnoLab, High Care, Alpha Medical Laboratory, NCP, Maerua MC, Des-Jo Medical Test Centre, ProQuest Diagnostic Laboratory, MAXI, Medlink Laboratory Services, Biotech Medical, Covisure, Star Care, Soweto Medical Center, Hosea Kutako International Airport & Oshana Med Laboratory .
- To date, **1 087 023** tests (including **137 912** re-tests) have been conducted by authorized laboratories.
- Since the beginning of the outbreak, **178 835** contacts have been identified.



- Of the total confirmed cases, **100 099 (60%)** are in the 20-49 years age-brackets which constitutes the majority of the recorded cases.
- A total of **26 799 (16%)** of the confirmed cases are among the 5-19 years category.
- A total of **19 182 (11%)** of the confirmed cases are among the 50 - 59 years group.
- The under 5 years age group make up **3 731 (2%)** of the total cases whereas, **17 149 (10%)** are above 60 years of age.



**Figure 3: Age and Sex distribution of COVID-19 confirmed cases, as at 21 November 2022**

No case was hospitalized during the reporting period.

**Table 5: Summary of COVID-19 vaccine doses administered as at 21 November 2022**

Region	Cumulative no. of persons vaccinated with doses of Sinopharm, AstraZeneca, Sputnik V, Pfizer and Jassen & Johnson		Targeted Population	Vaccination Coverage (%)	Cumulative no. of Healthcare Workers vaccinated with doses of Sinopharm, AstraZeneca, Sputnik V, Pfizer and Jassen & Johnson	
	1 <sup>st</sup> dose	Fully vaccinated			1 <sup>st</sup> dose	Fully vaccinated
Erongo	48048	43248	161 966	27%	1 471	1 124
Hardap	33663	29213	69 121	42%	554	463
Kharas	28410	24107	69 786	35%	850	528
Kavango East	51805	40120	105 223	38%	1 345	1 101
Kavango West	38921	31378	57 210	54%	450	406
Khomas	115039	102638	362 620	28%	4 148	3 140
Kunene	34799	28689	72 991	39%	695	544
Ohangwena	39530	33044	174 546	19%	949	775
Omaheke	25955	23494	53 002	44%	430	342
Omusati	36047	31319	179 370	17%	1 067	843
Oshana	32332	29477	143 395	21%	1 680	1 386
Oshikoto	32537	28672	144 912	20%	904	794
Otjozondjupa	42176	37854	112 119	34%	934	272
Zambezi	16018	14849	73 010	20%	737	1 020
<b>Total</b>	<b>575 280</b>	<b>498 073</b>	<b>1 779 271</b>	<b>28%</b>	<b>16 214</b>	<b>12 738</b>



Table 6: Summary of COVID-19 vaccine 3<sup>rd</sup> doses administered as at 21 November 2022

Region	Cumulative no. of persons vaccinated			
	Sinopharm	AstraZeneca	Pf izer	Booster Doses J&J
Erongo	2 794	1 199	3 977	1 683
Hardap	4 507	971	1 720	3 126
Kharas	2 485	659	749	1 108
Kavango East	2 246	573	1 330	2 874
Kavango West	2 192	806	1 352	2 215
Khomas	4 744	2 097	7 636	2 818
Kunene	3 161	1 087	1 008	2 236
Ohangwena	1 711	478	182	438
Omaheke	3 775	1 650	1 199	1 006
Omusati	3 618	1 256	1 162	1 188
Oshana	3 201	786	1 040	1 393
Oshikoto	2 400	590	456	668
Otjzondjupa	3 056	1 360	1 490	1 711
Zambezi	1 122	182	201	1 559
<b>Total</b>	<b>41 012</b>	<b>13 694</b>	<b>23 502</b>	<b>24 023</b>

#### PUBLIC HEALTH ACTION (S)

- The COVID-19 vaccination programme is ongoing throughout the country.
- Public Health measures continue to be enforced as the situation is closely monitored.
- The government and development partners continue to prioritize the continuation of essential health services.


#### CHALLENGES

- Slow vaccine uptake among members of the public
- Abrupt termination of COVID-19 volunteers' contracts negatively affected the response at all levels
- National call center was not operational due to the termination of COVID-19 Volunteers contracts.


#### RECOMMENDATIONS

- Encourage the public to get vaccinated and strengthen community health awareness to counteract anti-vaccination information in circulation.
- Integrate response into routine activities

APPROVED




INCIDENT MANAGER





SECRETARIAT

For enquiries, please contact

Namibia Public Health Emergency Operations Centre;

 [PHEOC@mhss.gov.na](mailto:PHEOC@mhss.gov.na)

 0800 100 100

 0851 100 100