



**South Sudan
Ministry of Health**

**Integrated Disease surveillance
and response (IDSR)**



**World Health
Organization**
South Sudan

**Epidemiological Bulletin Week 04, 2023
(January 22 - 29 January)**



Major epidemiological highlights in week 04 of 2023

- In week 04, 2023, the IDSR reporting timeliness and completeness were 73% and 91% respectively and timeliness and completeness for EWARNS sites were at 91% and 92% respectively
- Of the 53 alerts reported in week 04, 2023; the majority were for, Measles (11), AWD (12), Malaria (12), and Guinea worm (02)
- Measles outbreaks confirmed in 25 counties since the beginning of the year 2022. Cumulatively 4 339 cases including 383 lab-confirmed IgM cases reported from epidemiological weeks 1-52, 2022, and week 1-5, 2023 with 46 deaths (CFR, 1.1%) from 55 counties across all 10 states
- Reactive measles vaccination campaigns were conducted in 19 counties of the 25 counties with 858 274 children vaccinated
- Continues surge in measles cases in Juba with a total of 915 cases and 18 deaths giving a CFR of 0.19% from week 29, 2022 to week 05 2023
- The persistent transmission of HEV in the Bentiu IDP camp continues with 3,908 cases since the beginning of 2019 and 35 cases reported in week 04 of 2023.
- Other Emergencies include Intercommunal fighting, food insecurity, and floods in some counties in Unity, Upper Nile, and Jonglei states.

SURVEILLANCE PERFORMANCE



For the Integrated Disease Surveillance (IDSR)
network and Early warning alert and response
network (EWARN)



IDSR timeliness performance at State level for week 04 & 03 of 2023



Timeliness States Ranking	States	Number of reporting sites	No. of HFs Reported on Time in WK 04	Timeliness Percentage of WK 04	No. of HFs Reported on Time in WK 03	Timeliness Percentage of WK 03
1st	Lakes	113	113	100%	110	97%
2nd	WES	218	215	99%	221	101%
3rd	CES	128	124	97%	117	91%
4th	NBGZ	86	77	90%	79	92%
5th	Warrap	124	86	69%	110	89%
6th	Unity	95	62	65%	75	79%
7th	Upper Nile	109	62	57%	46	42%
8th	EES	105	51	49%	91	87%
9th	Jonglei	118	56	47%	102	86%
10th	WBGZ	78	12	15%	42	54%
	South Sudan	1174	858	73%	993	85%

KEY

	<60%	Poor
	61%-79%	Fair
	80%-99%	Good
	100%	Excellent

The Timeliness of IDSR Reporting (Supported by EWARS Web and Mobile) at health facility level in week 04 stands at 73% while in week 03 it was 85% and 4 states were above the target of 80% in week 04.

Reporting Challenges in the poorly performed States are; insecurity, internet inaccessible; Turnover of Partners.



IDSR Completeness performance at State level for week 04 & 03 of 2023



Completeness States Ranking	States	Number of reporting sites	No. of HFs Reported regardless of time in WK 04	Completeness Percentage of WK 04	No. of HFs Reported regardless of time in WK 03	Completeness Percentage of WK 03
1st	Lakes	113	113	100%	113	100%
2nd	WES	218	218	100%	218	100%
3rd	EES	105	103	98%	96	91%
4th	CES	128	123	96%	125	98%
5th	Warrap	124	117	94%	111	90%
6th	NBGZ	86	79	92%	80	93%
7th	Jonglei	118	103	87%	59	50%
8th	Unity	95	80	84%	77	81%
9th	WBGZ	78	58	74%	65	83%
10th	Upper Nile	109	78	72%	73	67%
	South Sudan	1174	1072	91%	1017	87%

KEY

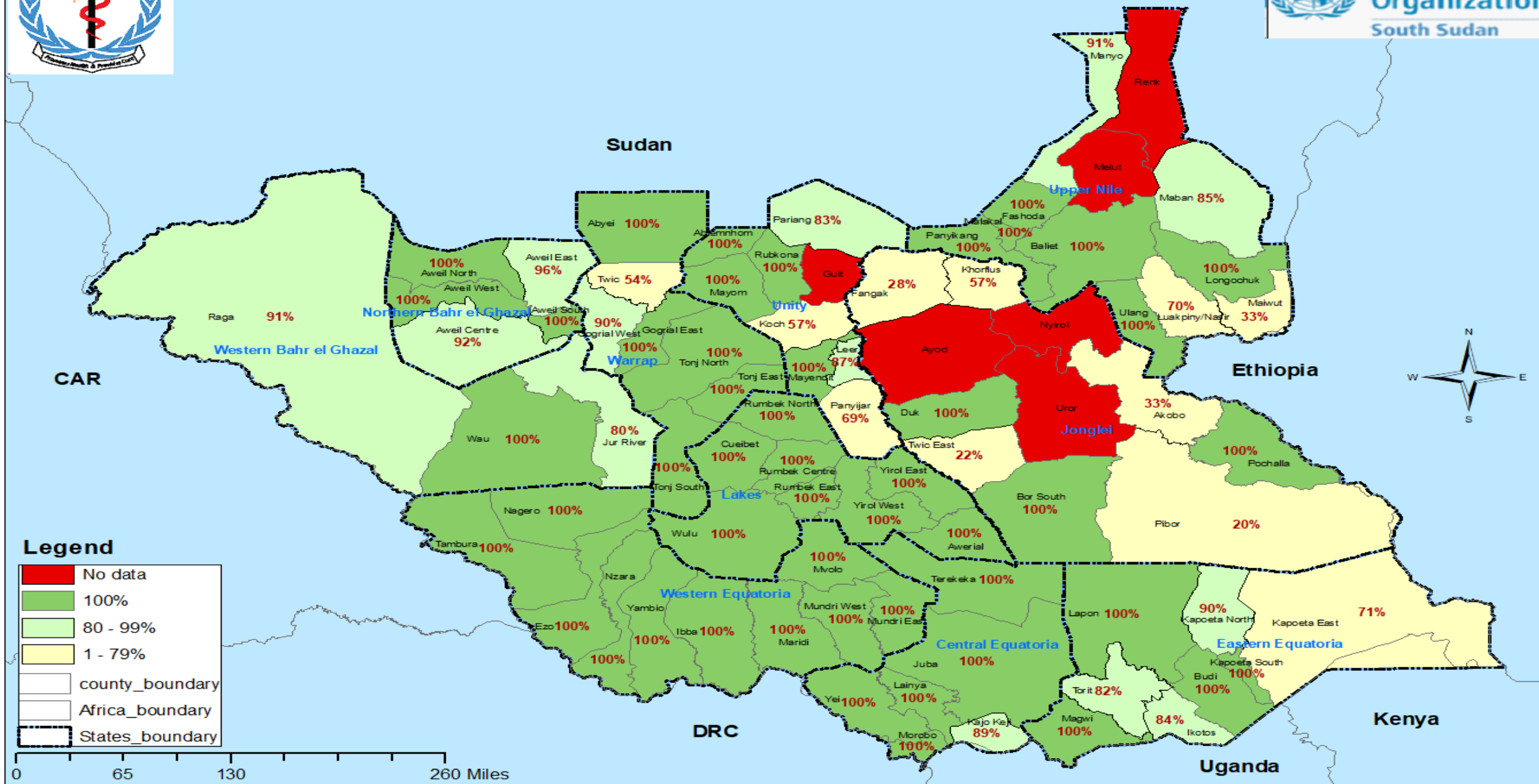
	<60%	Poor
	61%-79%	Fair
	80%-99%	Good
	100%	Excellent

The Completeness of IDSR Reporting (Supported by EWARS Web and Mobile) at health facility level in week 04 stands at 91% while in week 03 it was at 87% and 8 states were above the target of 80% in week 04.

Reporting Challenges in the poorly performed States includes; insecurity; internet inaccessible; Turnover of Partners, Floods.



Percentage of IDSR reporting completeness by county in week 04, 2023.



Disclaimer: The boundaries and names shown and the designations used on this map do not imply the expression of any opinion whatsoever on the part of the World Health Organization concerning the legal status of any country, territory, city or area or of its authorities, or concerning the delimitation of its frontiers or boundaries.



Surveillance: EWARS Timeliness performance indicator by partner for week 04 and 03 of 2023



Partner	HFs	Reporting	Performance		
PARTNER	Number of reporting sites	# of reports received on Time in Week 04	Timeliness of Week 04	# of reports received on Time in Week 03	Timeliness of Week 03
ADA	1	1	100%	1	100%
IRC	1	1	100%	1	100%
SMC	6	6	100%	6	100%
Islamic Relief	5	5	100%	5	100%
HFO	8	8	100%	8	100%
MC	2	2	100%	2	100%
CIDO	1	1	100%	1	100%
Medicaire	5	5	100%	5	100%
TRI-SS	2	2	100%	2	100%
World Relief	3	3	100%	3	100%
SSHCO	1	1	100%	1	100%
IMC	22	22	100%	20	91%
IOM	10	8	80%	9	90%
MSF-H	4	2	50%	4	100%
MSF-E	6	5	83%	4	67%
UNIDOR	2	0	0%	0	0%
TOTAL	79	72	91%	72	91%

The Timeliness of EWARS in partners' supported sites stands at 91% in week 04 as well as in week 03.



Surveillance: EWARS completeness performance indicator by partner for week 04 and 03 of 2023



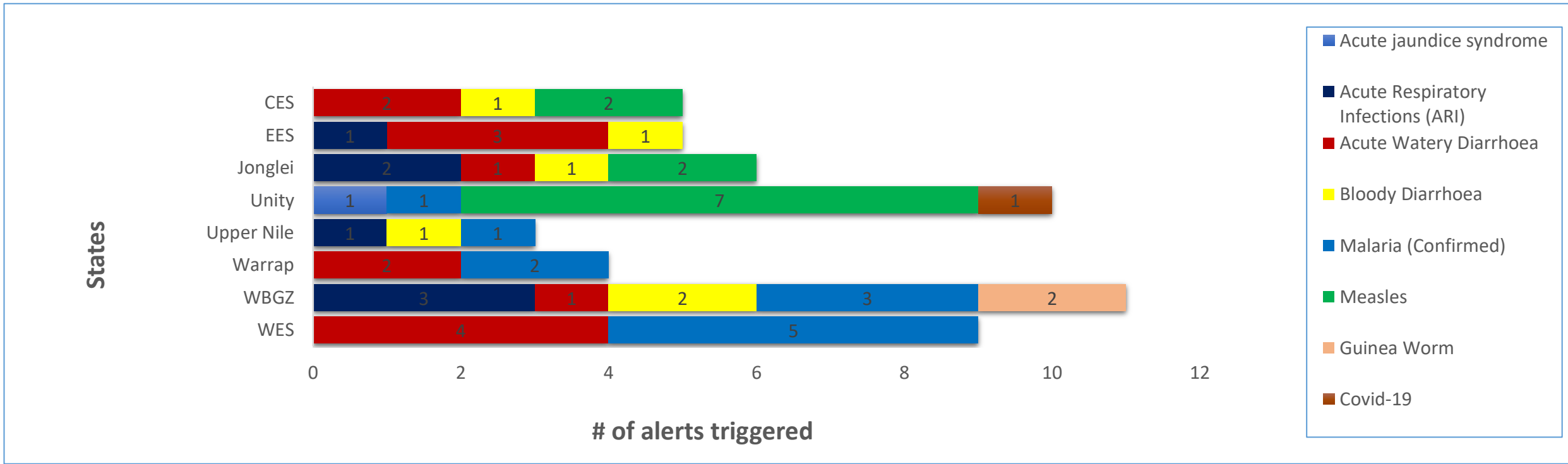
Partner	HFs	Reporting	Performance		
PARTNER	Number of reporting sites	# of reports received regardless of Time in Week 04	Completeness of Week 04	# of reports received regardless of Time in Week 03	Completeness of Week 03
ADA	1	1	100%	1	100%
IRC	1	1	100%	1	100%
SMC	6	6	100%	6	100%
Islamic Relief	5	5	100%	5	100%
HFO	8	8	100%	8	100%
MC	2	2	100%	2	100%
CIDO	1	1	100%	1	100%
Medicaire	5	5	100%	5	100%
TRI-SS	2	2	100%	2	100%
World Relief	3	3	100%	3	100%
SSHCO	1	1	100%	1	100%
IMC	22	22	100%	20	91%
MSF-E	6	6	100%	4	67%
IOM	10	8	80%	9	90%
MSF-H	4	2	50%	4	100%
UNIDOR	2	0	0%	0	0%
TOTAL	79	73	92%	72	91%

The Completeness of EWARS in partners' supported sites stands at **92%** in week 04 while in week 03 it was at **91%**.

INDICATOR-BASED SURVEILLANCE



Alert management including detection; reporting; verification; risk assessment; & risk characterization



This week a total of 53 Alerts were triggered of which 26 are from outbreak prone disease as broken-down below

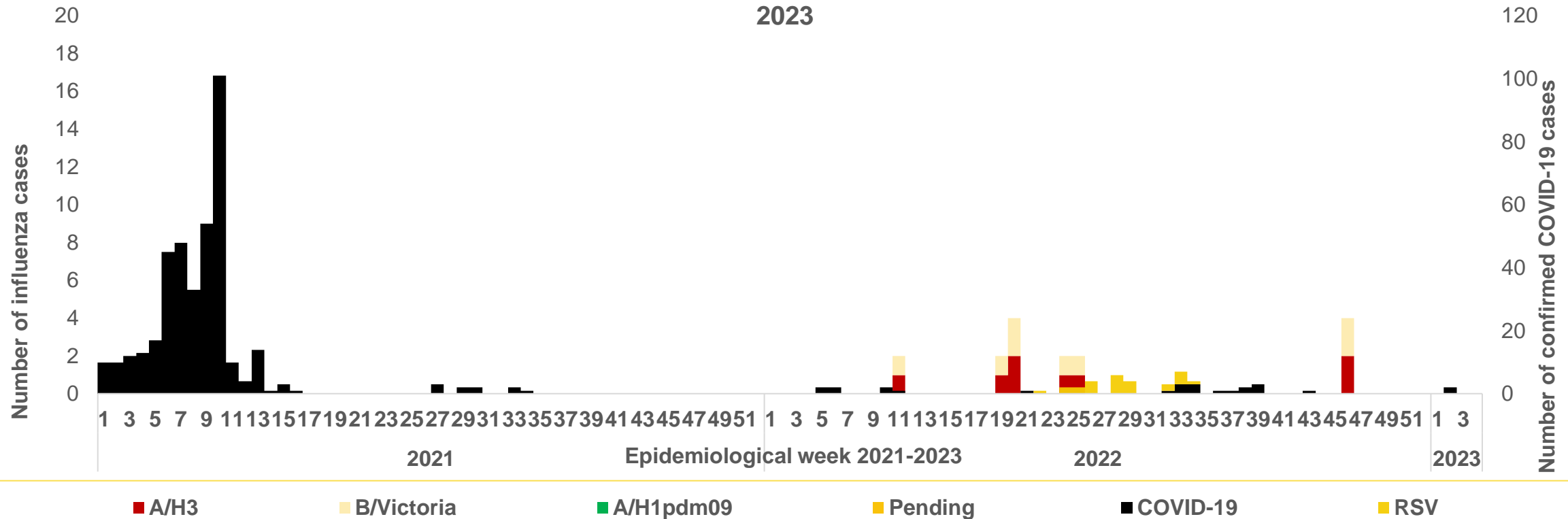
- 1 AJS alert: this was from MSF-H Bentiu IDP Hospital in Rubkona County of Unity State.
- 13 AWD alerts: these alerts are from Kagai PHCC in Kajo-Keji, Napeteair PHCC in Kapoeta South, Kol-merek PHCU in Bor, Nyori phcu in Yei, Basukangbi PHCC in Nzare, Baikpa PHCU in Ezo, Mangar PHCU, Anguoth PHCU in Gogrial West, Bavuru PHCU, Tambura PHCC in Tambura, Kibak PHCU, Lomeyen PHCU in Kapoeta North, Islamic Relief Gytan PHCU in Wau.
- 11 Measles alert: these were triggered from Pachar PHCU, MSF-H Bentiu IDP Hospital(2), IMC UN House Clinic 3 (2), Anyidi PHCC(2), Luom PHCU PHCC(2), Chuk PHCU(2).
- 1 Covid-19 alert: this was from MSF-H Bentiu IDP Hospital in Rubkona County

Influenza sentinel Surveillance updates





Confirmed Influenza ,COVID-19 and RSV cases from sentinel sites in Juba, week 1, 2021 to week 4, 2023

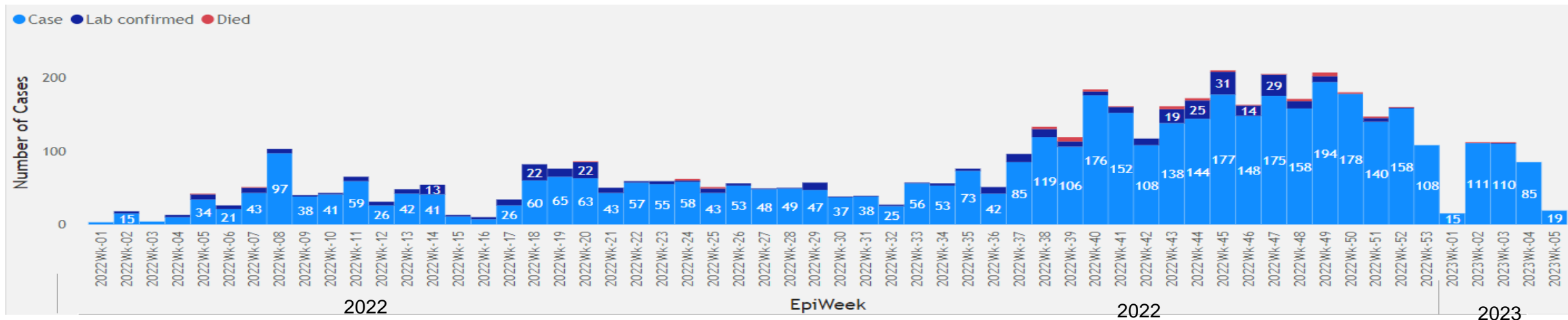


- There are currently Four designated Influenza sentinel surveillance sites in Juba (Juba Teaching Hospital and Al Sabah Children’s Hospital Rumbek State Hospital & Juba Military Hospital) that are collecting epidemiological data and samples from ILI/SARI cases.
- By the end of week **52,2022**; a total of **594 ILI/SARI** samples were collected,**529** samples tested negative, and Cumulatively, **21** tested positive for covid-19,**8** positive for Influenza B (Victoria), and **6** positive for influenza A(H3).**26** RSV was confirmed in Week 52
- From week 1-4 2023, a total of 37 ILI/SARI were collected all 35 tested negative,**2** negatives for Covid-19, Influenza types A (H3), B (Victoria), and 0 for RSV in week 4,2023

ACTIVE OUTBREAKS AND PUBLIC HEALTH EVENTS

Measles Updates

Measles Cases in South Sudan 2022 to week 05 2023



Main highlights

- MoH declared a measles outbreak on 10 Dec 2022
- Cumulative cases, 4,339 cases including 383 lab-confirmed IgM cases reported from epidemiological week 1-52, 2022, and week 1-5, 2023
- 46 deaths (CFR, 1.1%)
- Measles outbreaks confirmed in 25 counties in 10 states since the beginning of 2022
- Reactive campaign conducted in 19 counties where **858,274 children vaccinated**
- Vaccination campaigns concluded in 3 counties in Lakes (Cueibet, Yirol East, and Yirol West)
- Reactive campaigns are targeted for 3 counties of Tonj North, Nyirol and Mvolo.

Public Health Response

The Ministry of Health with support from WHO and partners is implementing outbreak response interventions that include:

- Strengthening coordination through activated PHEOC, adoption of measles into the National Steering Committee (for COVID-19 response and EVD preparedness), and another weekly coordination meeting Enhancing surveillance, deployment of RRTs for investigation and sampling of suspected cases
- Weekly analytics and monitoring of diseases trends in affected locations
- Reactive vaccination campaigns have been conducted in 19 counties with confirmed outbreaks where **858,274 children** were vaccinated by counties with support from partners. Planning for a nationwide non-selective measles vaccination campaign which is earmarked to kick off in March 2023**
- Enhancing of case management of symptomatic cases through supportive management and vitamin A supplementation
- Strengthening of community engagement and mobilization to increase awareness and demand for vaccines, and improve health-seeking behavior

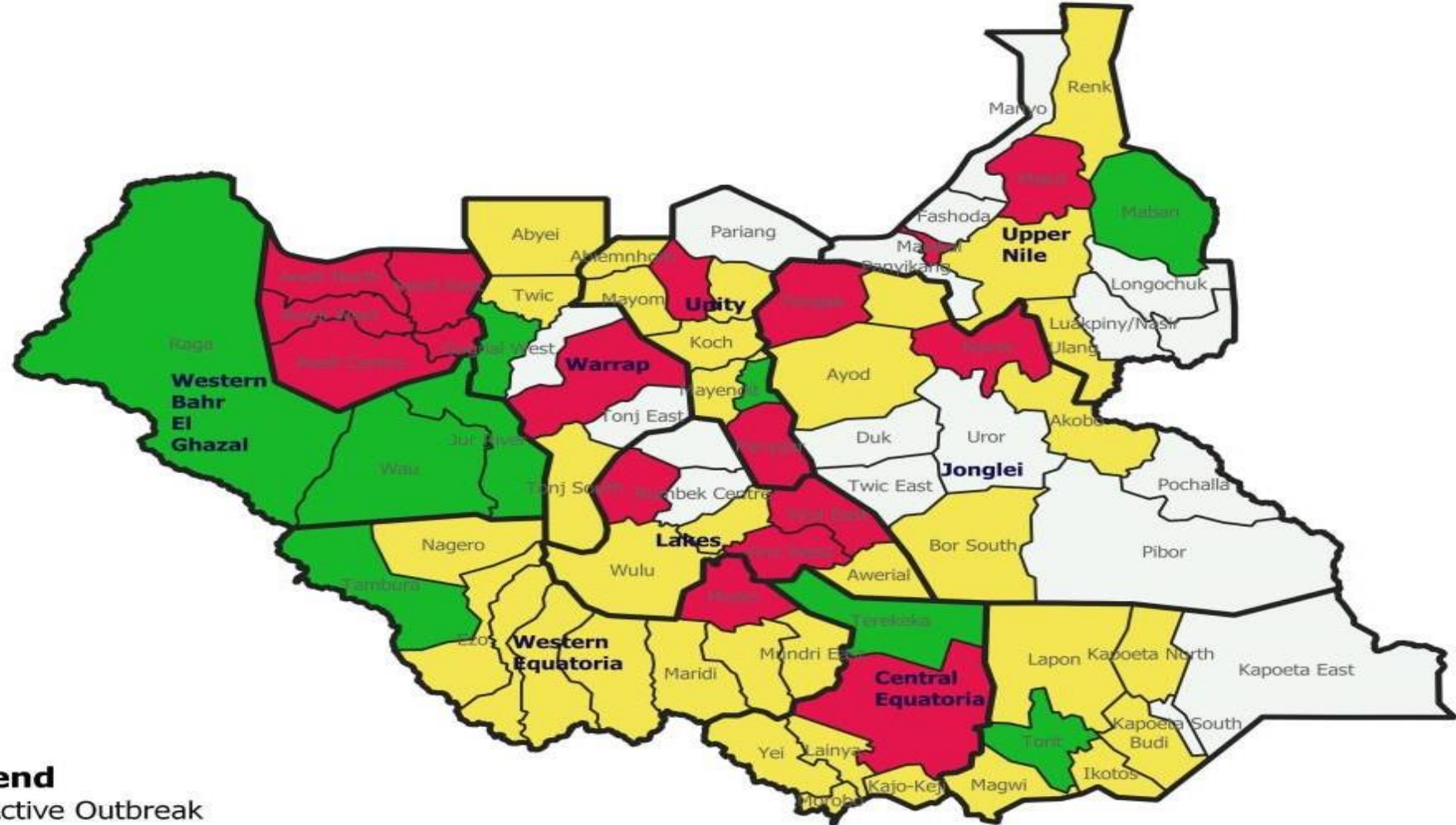
Measles Cases in South Sudan, 2022 to Week 04, 2023



State	County with confirmed outbreak	Cases	Lab-confirmed cases	Deaths	Attack rate/ 1000 pop	CFR %	Date of onset _1 st Case	Date of onset _Latest Case	Date of response /Campaign	Campaign coverage (%)	Outbreak Status
CES	Juba	915	14	18	1.47	1.97	16/01/22	11/01/23	29 Aug-29 Oct	69-98%	Active
	Terekeka	49	17	0	0.20	0.0	9/5/22	21/11/22	2-9 Nov	106%	Active
EES	Torit	40	24	2	0.22	0.05	18/01/22	29/12/22	9-31 Mar	95%	Controlled
Jonglei	Nyirrol	33	3	0	0.19	0.00	02/11/22	20/01/23	Planned		Active
	Fangak	3	0	0	0.02	0.00	04/12/23	28/01/23	Not confirmed		suspected cases
Lakes	Cueibet	156	19	8	0.73	5.13	24/01/22	05/01/23	18-24 Jan	88%	Active
	Yirol East	49	4	0	0.39	0.00	12/04/22	03/01/23	18-24 Jan	141%	Active
	Yirol West	211	23	3	1.12	1.42	20/5/22	06/01/23	18-24 Jan	129%	Active
NBeG	Aweil Center	212	53	0	3.04	0.00	21/3/22	13/01/23	14-22 Jun	155%	Active
	Aweil East	309	23	4	0.59	1.29	10/03/22	01/02/23	13-26 Aug	91%	Active
	Aweil North	47	8	0	0.22	0.00	3/03/22	19/01/23	14-21 Jul	97%	Active
	Aweil South	151	14	3	1.23	1.99	20/04/22	16/01/23	13-26 Aug	97%	Active
	Aweil West	545	24	2	1.96	0.37	06/01/22	21/01/23	14-22 Jun	94%	Active
Unity	Leer	21	8	1	0.22	4.76	11/05/22	26/11/22		95%	controlled
	Panyijiar	27	1	0	0.29	3.70	9/2/2022		Confirmation pending		Active
	Rubkona Bentiu IDP	430	19	4	2.39	0.93	23/09/22	13/01/23	22-29 Nov	77.2	Active
UpperNile	Maban	202	6	0	2.61	0.00	02/01/22	16/11/22	7-15 Mar	98%	Controlled
	Malakal	125	11	0	0.57	0.00	08/07/22	21/01/23		73%	Active
	Melut	115	9	0	1.37	0.00	18/10/22	27/01/23	16-24 Dec	114%	Active
Warrap	Gogrial West	91	16	0	0.22	0.0	02/01/22	01/04/22	1-8 Jun	95%	Controlled
	Tonj North	52	0	0	0.19	0.00	10/03/22	21/01/23			Active
WBeG	Jur River	68	4	0	0.32	0.00	29/01/22	28/10/22	Not done		Controlled
	Raja	50	16	0	0.55	0.0	08/01/22	21/11/22	2 May-5 Jul	70%	Controlled
	Wau	194	16	0	0.76	0.00	09/01/22	22/12/22	Not done		Controlled
WES	Tambura	37	6	0	0.45	0.00	13/02/22	28/09/22	1-6 Apr	102%	Controlled
	Mvolo	26	0	1	0.36	3.85	26/05/22	22/01/23			Active

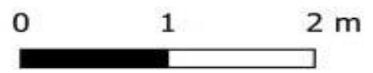


Map showing states/counties affected by measles and the outbreak status in 2022 and 2023



Legend

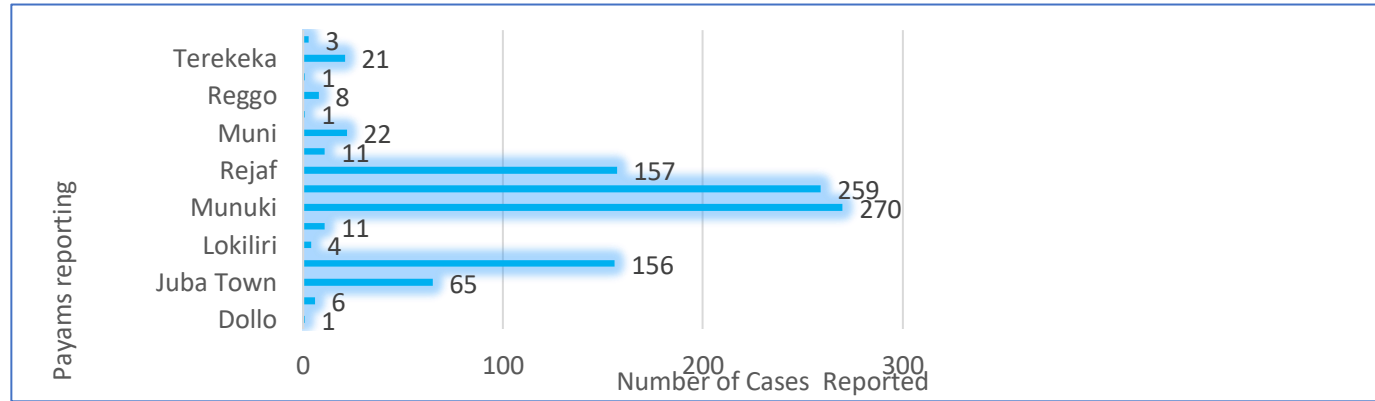
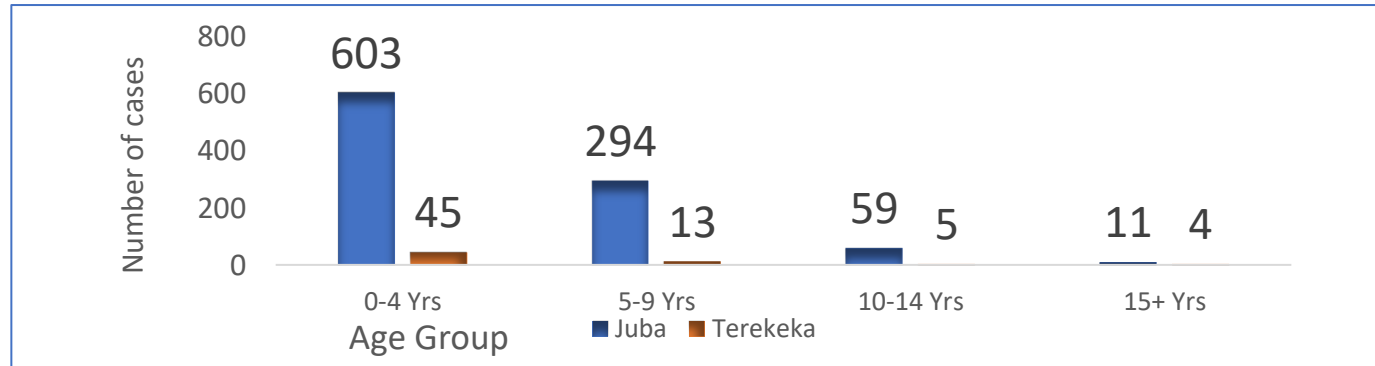
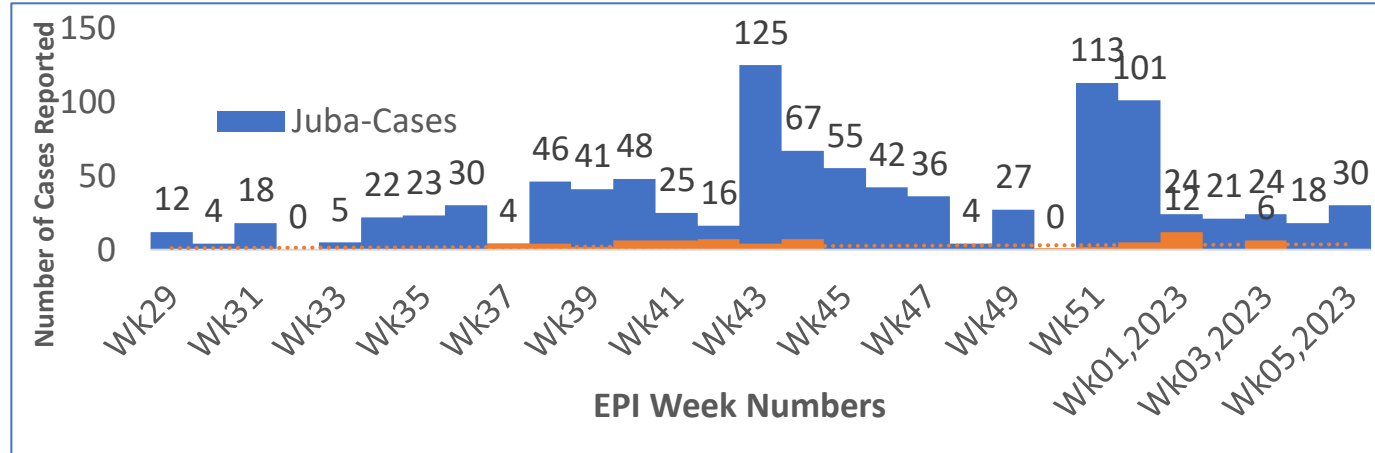
- Active Outbreak
- Controlled Outbreak
- Suspected Cases
- No Reported Cases





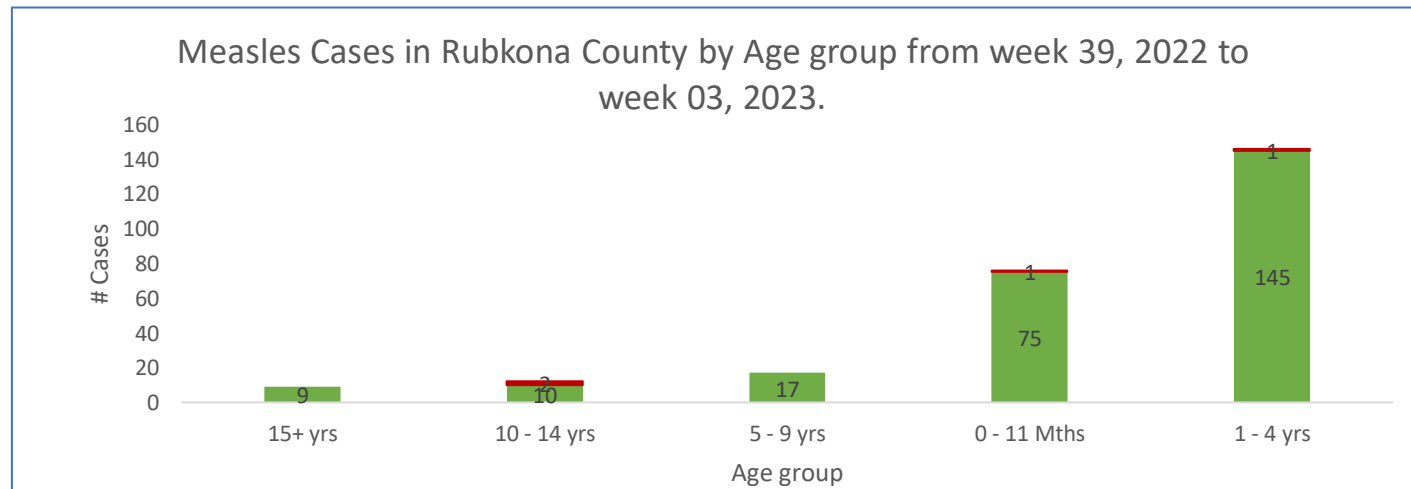
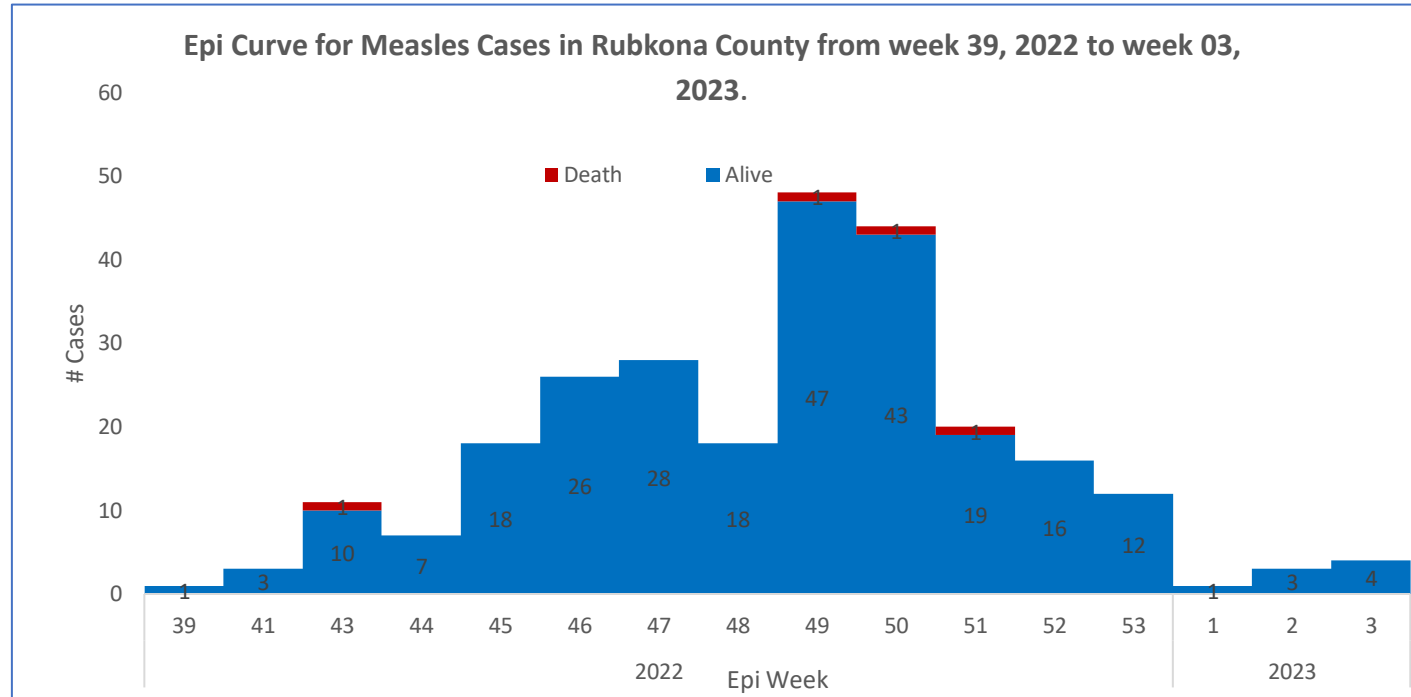
Measles cases in Juba from week 29, 2022 to Wk05, 2023 and Terekeka from week 37 to Week 04, 2023.

- Suspected measles cases started in week 29, 2022 in Juba County and week 37, 2022 in Terekeka county.
- A total of 964 suspected cases of measles have been reported from nine payams within Juba and seven payams in Terekeka counties as of **week 5, 2023**.
- Majority (81%) of cases in Juba are from Northern Bari, Kator, Munuki, and Rejaf Payams.
- More than half of the cases (62%) are in ages less than 5 years of age
- Active case search and line listing of cases are ongoing, and cases have been referred to the nearest health facilities for case management.
- Cases are being managed in different health facilities; this includes the provision of supportive management, vitamin A supplementation, and treatment of secondary infections
- Reactive vaccination campaigns conducted in only five affected payams by MEDAIR, IOM, and WHO.



Epidemic curve of measles cases in Rubkona/Bentiu IDP Camp as of week 03, 2023

- Active transmission in Rubkona/Bentiu IDP Camp
 - Need for continued surveillance, line listing, case management and intensification of RI
- No updated LL received for Leer, Panyijjar
- Suspected cases were reported from Yida and samples were sent to Juba for testing
- Reactive measles vaccination campaign has been conducted in Rubkona county

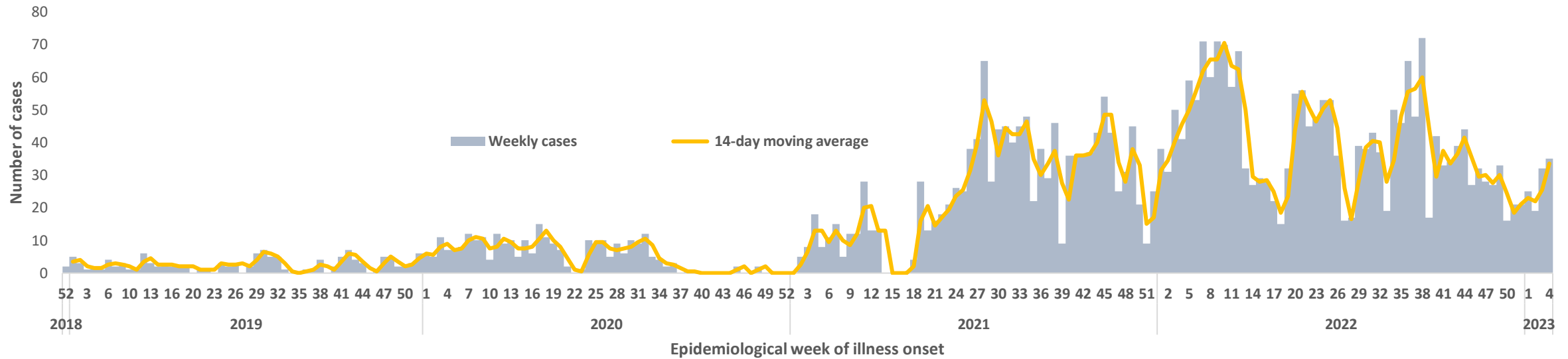


EVENT-BASED SURVEILLANCE



Alert management including detection; reporting; verification; risk assessment; & risk characterization

Hepatitis E Virus [HEV] cases in Bentiu IDP camp, wk 1, 2019 to wk 04, 2023



Descriptive epidemiology

- The persistent transmission of HEV in the Bentiu IDP camp continues with 3,841 cases since the beginning of 2019
- **35 new** cases and zero deaths were reported in **week 04, 2023**. **3,908** cumulative cases and 27 deaths reported since the outbreak started in 2018.
- HEV transmission has reduced from a peak of 60 cases every fortnight by week 8, 2021 to 35 cases every fortnight by week 04, 2023
- All the cases have been managed as outpatient cases except for seven cases that were admitted in 2020
- No death was reported in 2022
- 47% are female and 53% are male. Within the IDP camp, the sector-specific attack rates for HEV disease for the period week 04, 2022 are highest in sectors 3 and 5.


HEV response update

1. Multisectoral joint cholera and HEV response coordination at the state level; biweekly coordination forum comprising health, WASH, and other clusters
2. Surveillance enhanced through the provision of refresher training, distribution of case definition, and other reporting tools
3. Weekly analytics of the outbreak data to monitor trends and inform decision making
4. Case management for symptomatic cases provided by the PHCCs; severe cases are referred to MSP PoC Hospital
5. The HEV vaccination campaign was conducted in Bentiu IDP Camp; the first round with a coverage of 91% and the second round with a coverage of 82% among those aged 16-40 years (incl. pregnant women).
6. Risk communication and awareness are enhanced through household health promoters/hygiene promoters; radio talk shows and messaging. Cholera and HEV messages were disseminated.
7. Enhanced access to safe drinking water, sanitation facilities such as latrines, mass clean-up campaigns, regular water quality testing, and monitoring

HEV response challenges

1. Lack of long-term investment to improve the WASH situation in the camp
2. Lack of meaningful behavioral changes among the population
3. Frequent population movements between the IDP and host communities; the host community was not vaccinated
4. Floods have worsened the WASH situation in the camp

COVID-19 UPDATES

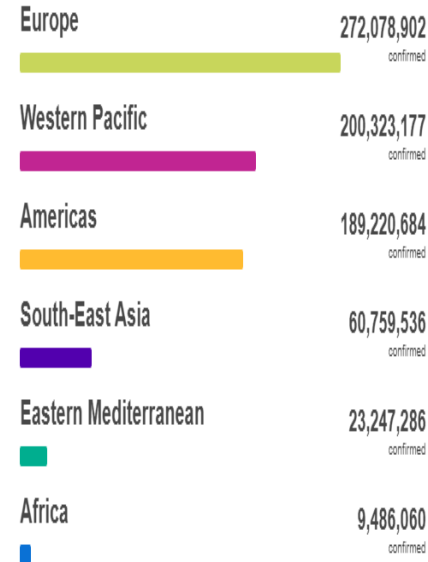




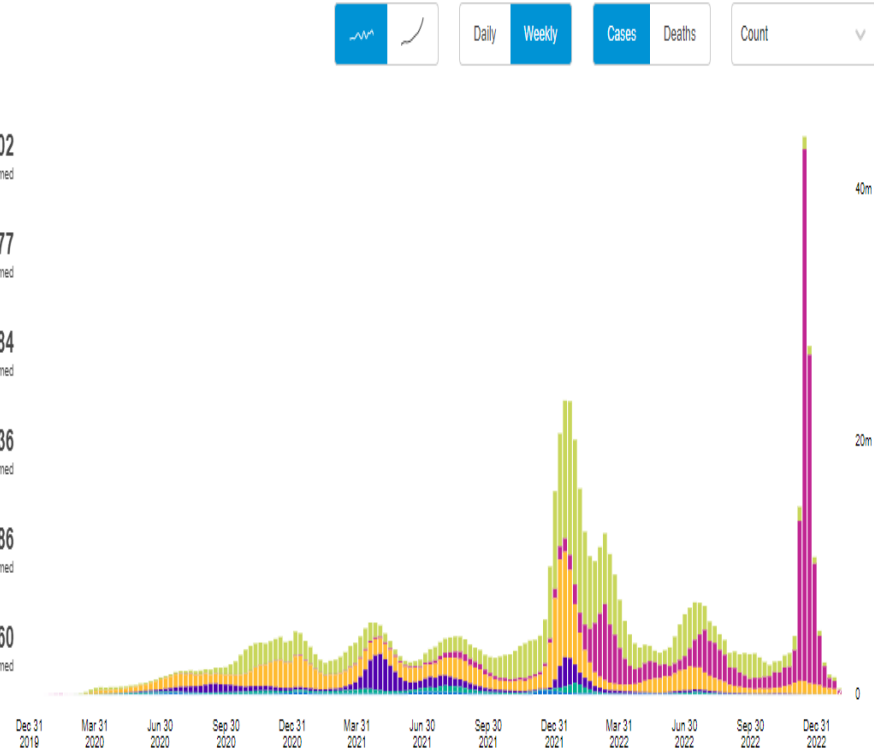
Situation update as of 9 February 2023

- Globally, as of 9 February 2023, there have been 755,116,409 confirmed cases of COVID-19, including 6,831,681 deaths, reported to WHO. As of 30 January 2023, a total of 13,168,935,724 vaccine doses have been administered.
- **In Africa, as of 20 January 2023 there have been 9,486,060 confirmed cases of COVID-19, including 175,270 deaths reported to the WHO**
- In South Sudan, from 3 January 2020 to 9 February 2023, there have been 18,368 confirmed cases of COVID-19 with 138 deaths, reported to WHO. As of 14 January 2023, a total of **2,322,220** vaccine doses have been administered.
- **Second round of the COVAX campaign has been launched and the campaign has commenced in most counties to cover the remaining 72 counties**

Situation by WHO Region



Source: World Health Organization
 Data may be incomplete for the current day or week.



WHO: <https://www.who.int/health-topics/coronavirus>



**OVERALL
HUMANITARIAN CRISIS
OVERVIEW**

Ongoing Humanitarian Crisis as of January 2023



- South Sudan continues to face multiple emergencies that are eroding communities' coping capacities and increasing humanitarian needs in the country in 2023.
- According to the Humanitarian Response Plan 2023, it is estimated that 9.4 million people including 2.2 million women, 4.9 million children, and 337,000 refugees, are projected to need humanitarian assistance and protection services in 2023.
- Communities faced critical needs in January 2023 owing to the impact of multiple emergencies such as recurring subnational violence, food insecurity, flooding, inaccessibility, and public health emergencies.
- Floodwater levels although receding remained high in Bentiu and Rubkona towns in Unity, and multiple locations in Jonglei and Upper Nile impeding livelihood activities, exposing people to waterborne diseases, and disrupting the provision of basic services.
- Although projected to improve marginally during December 2022-March 2023, the food insecurity situation is projected to worsen during the lean season, April-July 2023, as some 7.8 million people (63% of the population) will likely face Crisis (IPC Phase 3) or worse acute food insecurity, with 43 000 people likely to be in Catastrophe (IPC Phase 5) acute food insecurity in Akobo, Canal/Pigi and Fangak counties of Jonglei State; and Leer and Mayendit counties of Unity State.
- Further, hostilities erupted in several parts of the country in December 2022 and January 2023. The violence between communities in Greater Pibor Administrative Area displaced 17000 people to Pibor while the clashes between cattle keepers and host communities displaced 5000 in Mangala in Juba and 2500 people in Kajo Keji County. Nineteen people were killed during the violence clashes in Kajo Keji County.



**OVERALL
CONCLUSIONS AND
RECOMMENDATIONS**

Conclusions



- In week **04, 2023**, the IDSR reporting timeliness and completeness were **73%** and **91%** respectively and timeliness and completeness for EWARN sites were at **91%** and **92%** respectively
- Of the **53** alerts reported in **week 04, 2023**; the majority were for, **Measles (11)**, **AWD (12)**, **Malaria (12)**, and **Guinea worm (02)**
- Measles outbreaks confirmed in **25 counties** since the beginning of the year 2022. Cumulatively **4 339** cases including **383 lab-confirmed IgM cases** reported from epidemiological weeks 1-52, 2022, and week 1-5, 2023 with 46 deaths (CFR, 1.1%) from 55 counties across all 10 states
- Reactive measles vaccination campaigns were conducted in 19 counties of the 25 counties with **858 274** children vaccinated
- Continues surge in measles cases in Juba with a total of **915 cases** and **18 deaths** giving a CFR of **0.19%** from week 29, 2022 to **week 05 2023**
- The persistent transmission of HEV in the Bentiu IDP camp continues with **3,908 cases** since the beginning of 2019 and **35 cases** reported in **week 04 of 2023**.
- Other Emergencies include Intercommunal fighting, food insecurity, and floods in some counties in **Unity, Upper Nile, and Jonglei states**.

Recommendations



- Partners to continue supporting County Health Departments (CHD) & State Ministries of Health on timely IDSR/EWARN reporting and involve the boma health workers to support community-based surveillance
- Health facilities to conduct an initial investigation on suspected cases of epidemic-prone diseases and collect samples
- Conduct reactive measles vaccination campaign in counties with confirmed outbreaks and advocate for enhanced routine immunization through PIRI
- Continue with preparedness activities to strengthen surveillance at all levels including conducting after-action reviews and simulation exercises.
- Support the multicluster HEV response strategy in the Bentiu IDP camp

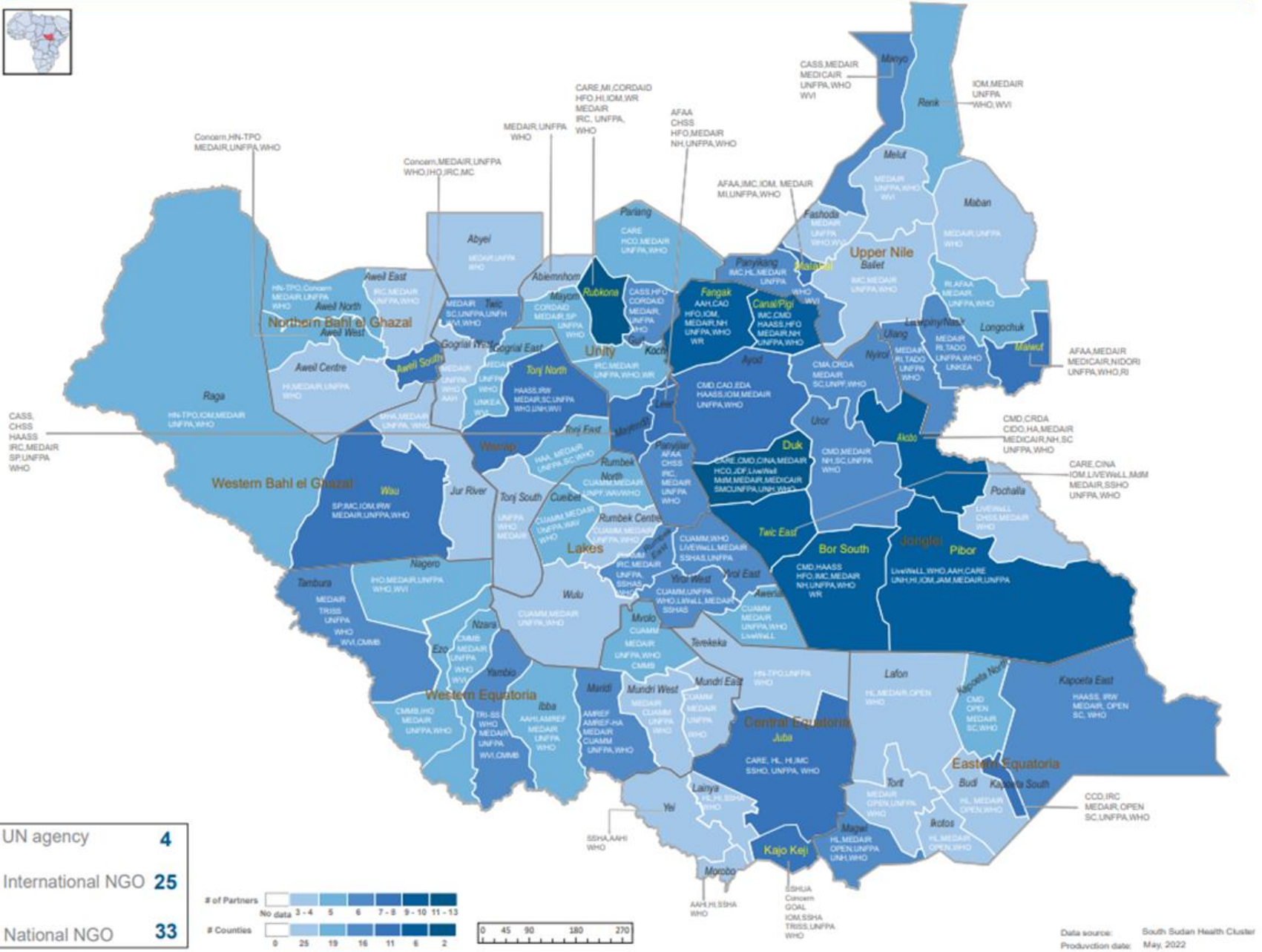


SR timeliness & completeness performance at county level for week 04 and 03 of 2023 (2)



STATE	COUNTY	Number of reporting sites	No. of HFs Reported on Time in WK 04	Timeliness Percentage of WK 04	No. of HFs Reported regardless of time in WK 04	Completeness Percentage of WK 04	No. of HFs Reported regardless of time in Wk 03	Completeness Percentage of WK 03	STATE	COUNTY	Number of reporting sites	No. of HFs Reported on Time in WK 04	Timeliness Percentage of WK 04	No. of HFs Reported regardless of time in WK 04	Completeness Percentage of WK 04	No. of HFs Reported regardless of time in WK 03	Completeness Percentage of WK 03
Jonglei	Bor	19	19	100%	19	100%	19	100%	Warrap	Gogrial East	15	15	100%	15	100%	15	100%
Jonglei	Pochalla	7	7	100%	7	100%	7	100%	Warrap	Tonj East	12	12	100%	12	100%	12	100%
Jonglei	Duk	13	13	100%	13	100%	13	100%	Warrap	Tonj North	15	15	100%	15	100%	15	100%
EES	Lopa Lafon	15	15	100%	15	100%	15	100%	Warrap	Tonj South	12	12	100%	12	100%	12	100%
EES	Kapoeta South	9	8	89%	9	100%	9	100%	Upper Nile	Baliet	4	4	100%	4	100%	3	75%
EES	Torit	11	9	82%	9	82%	11	100%	Upper Nile	Fashoda	5	5	100%	5	100%	5	100%
EES	Kapoeta East	7	5	71%	5	71%	7	100%	Upper Nile	Longechuk	9	9	100%	9	100%	9	100%
EES	Budi	17	12	71%	17	100%	17	100%	Upper Nile	Maban	13	11	85%	11	85%	13	100%
Jonglei	Canal Pigi	14	8	57%	8	57%	9	64%	Warrap	Gogrial West	31	26	84%	28	90%	24	77%
Jonglei	Fangak	18	5	28%	5	28%	18	100%	Upper Nile	Manyo	11	9	82%	10	91%	10	91%
Jonglei	Akobo	15	4	27%	4	27%	15	100%	Upper Nile	Akoka	5	4	80%	5	100%	5	100%
EES	Magwi	17	1	6%	17	100%	17	100%	Upper Nile	Makal	7	5	71%	7	100%	7	100%
EES	Ikotos	19	1	5%	15	79%	17	89%	Upper Nile	Ulang	10	7	70%	9	90%	9	90%
EES	Kapoeta North	10	0	0%	9	90%	10	100%	Upper Nile	Panyikang	3	2	67%	2	67%	2	67%
Jonglei	Twic East	9	0	0%	2	22%	9	100%	Upper Nile	Luakpiny Nasir	10	6	60%	7	70%	10	100%
Jonglei	Pibor	5	0	0%	1	20%	2	40%	Warrap	Abyei	14	6	43%	14	100%	14	100%
Jonglei	Nyirrol	2	0	0%	0	0%	1	50%	Warrap	Twic	28	0	0%	15	54%	25	89%
Jonglei	Ayod	13	0	0%	0	0%	9	69%	Upper Nile	Maiwut	12	0	0%	4	33%	5	42%
Jonglei	Uror	1	0	0%	0	0%	1	100%	Upper Nile	Renk	6	0	0%	0	0%	0	0%
									Upper Nile	Melut	6	0	0%	0	0%	0	0%

South Sudan Health Cluster HRP Partners 2022



Thanks to the State Surveillance Officers, County Surveillance Officers and Health Facility in-charges for sharing the weekly IDSR data

Thanks to all partners for supporting IDSR weekly reporting and sharing the line lists

To access the IDSR bulletins for 2022 use the link below:

<https://www.afro.who.int/publications/south-sudan-weekly-disease-surveillance-bulletin-2022>