



**South Sudan**  
**Ministry of Health**  
Integrated Disease surveillance  
and response (IDSR)



**World Health  
Organization**  
South Sudan

# **Epidemiological Bulletin Week 06, 2023** **(February 06- 12 February)**



## Major epidemiological highlights in week 06 of 2023

- In week **06, 2023**, the IDSR reporting timeliness and completeness were **86%** and **90%** respectively and timeliness and completeness for EWARN sites were at **86%** and **96%** respectively
- Of the **153** alerts reported in week **06, 2023**; the majority were for, **AWD (41)**, **malaria (26)** and **measles (21)**,
- Measles outbreaks confirmed in **26 counties** since the beginning of the year 2022 to week 05 2023. with the latest counties to confirm outbreak are Mvolo, Mundri East and Pariang
- Reactive measles vaccination campaigns were conducted in 19 counties (16 counties in 2022, 3 in 2023), with **770,581** children vaccinated in 2022 and **87 693 children in 2023**
- The persistent transmission of HEV in the Bentiu IDP camp continues with **3,941** cases since the beginning of 2019 and **14 cases reported in week 06 of 2023.**
- Other Emergencies include Intercommunal fighting, food insecurity, and floods in some counties in Unity, Upper Nile, and Jonglei states.

# SURVEILLANCE PERFORMANCE



For the Integrated Disease Surveillance (IDSR)  
network and Early warning alert and response  
network (EWARN)



# IDSR timeliness performance at State level for week 06 & 05 of 2023



Timeliness States Ranking	States	Number of reporting sites	No. of HFs Reported on Time in WK 06	Timeliness Percentage of WK 06	No. of HFs Reported on Time in WK 05	Timeliness Percentage of WK 05
1st	WES	218	218	100%	201	92%
2nd	Lakes	113	111	98%	113	100%
3rd	NBGZ	84	82	98%	82	98%
4th	CES	128	123	96%	108	84%
5th	Warrap	127	114	90%	105	83%
6th	EES	105	86	82%	91	87%
7th	Unity	95	71	75%	70	74%
8th	Upper Nile	101	75	74%	63	62%
9th	WBGZ	78	54	69%	69	88%
10th	Jonglei	116	70	60%	55	47%
	South Sudan	1165	1004	86%	957	82%

## KEY

	<60%	Poor
	61%-79%	Fair
	80%-99%	Good
	100%	Excellent

The Timeliness of IDSR Reporting (Supported by EWARS Web and Mobile) at health facility level in week 06 stands at 86% while in week 05 it was 82% and 6 states were above the target of 80% in week 06.

Reporting Challenges in the poorly performed States are; insecurity, internet inaccessible; Turnover of Partners.



# IDSR Completeness performance at State level for week 06 & 05 of 2023



Completeness States Ranking	States	Number of reporting sites	No. of HFs Reported regardless of time in WK 06	Completeness Percentage of WK 06	No. of HFs Reported regardless of time in WK 05	Completeness Percentage of WK 05
1st	Lakes	113	113	100%	113	100%
2nd	WES	218	218	100%	218	100%
3rd	NBGZ	84	83	99%	83	99%
4th	CES	128	124	97%	114	89%
5th	Warrap	127	122	96%	117	92%
6th	WBGZ	78	70	90%	72	92%
7th	EES	105	90	86%	99	94%
8th	Unity	95	81	85%	84	88%
9th	Upper Nile	101	77	76%	85	84%
10th	Jonglei	116	72	62%	64	55%
	South Sudan	1165	1050	90%	1049	90%

### KEY

	<60%	Poor
	61%-79%	Fair
	80%-99%	Good
	100%	Excellent

The Completeness of IDSR Reporting (Supported by EWARS Web and Mobile) at health facility level in week 06 stands at 90% as well as in week 05 and 8 states were above the target of 80% in week 06.

Reporting Challenges in the poorly performed States includes; insecurity; internet inaccessible; Turnover of Partners, Floods.



# Surveillance: EWARS Timeliness performance indicator by partner for week 06 and 05 of 2023



Partner	HF's	Reporting	Performance		
PARTER	Number of reporting sites	# of reports received on Time in Week 06	Timeliness of Week 06	# of reports received on Time in Week 05	Timeliness of Week 05
IRC	1	1	100%	1	100%
Islamic Relief	5	2	40%	5	100%
HFO	8	8	100%	8	100%
CIDO	1	1	100%	1	100%
Medicaire	5	5	100%	5	100%
TRI-SS	2	2	100%	2	100%
World Relief	3	3	100%	3	100%
SCI	2	2	100%	2	100%
UNIDOR	2	0	0%	2	100%
AFA	1	1	100%	1	100%
IOM	10	9	90%	9	90%
IMC	22	22	100%	19	86%
MSF-E	6	4	67%	5	83%
SMC	6	6	100%	4	67%
MSF-H	4	2	50%	1	25%
ADA	1	0	0%	0	0%
SSHCO	1	1	100%	0	0%
<b>TOTAL</b>	<b>80</b>	<b>69</b>	<b>86%</b>	<b>68</b>	<b>85%</b>

The Timeliness of EWARS in partners' supported sites stands at 86% in week 06 while in week 05 it was at 85%.



# Surveillance: EWARS completeness performance indicator by partner for week 06 and 05 of 2023



Partner	HFs	Reporting	Performance		
PARTER	Number of reporting sites	# of reports received regardless of Time in Week 06	Completeness of Week 06	# of reports received regardless of Time in Week 05	Completeness of Week 05
IRC	1	1	100%	1	100%
SMC	6	6	100%	6	100%
Islamic Relief	5	5	100%	5	100%
HFO	8	8	100%	8	100%
MC	2	2	100%	2	100%
CIDO	1	1	100%	1	100%
Medicair	5	5	100%	5	100%
TRI-SS	2	2	100%	2	100%
World Relief	3	3	100%	3	100%
AFA	1	1	100%	1	100%
SCI	2	2	100%	2	100%
UNIDOR	2	2	100%	2	100%
IMC	22	22	100%	20	91%
MSF-H	4	4	100%	3	75%
SSHCO	1	1	100%	0	0%
IOM	10	9	90%	9	90%
MSF-E	6	5	83%	6	100%
ADA	1	0	0%	0	0%
<b>TOTAL</b>	<b>82</b>	<b>79</b>	<b>96%</b>	<b>76</b>	<b>93%</b>

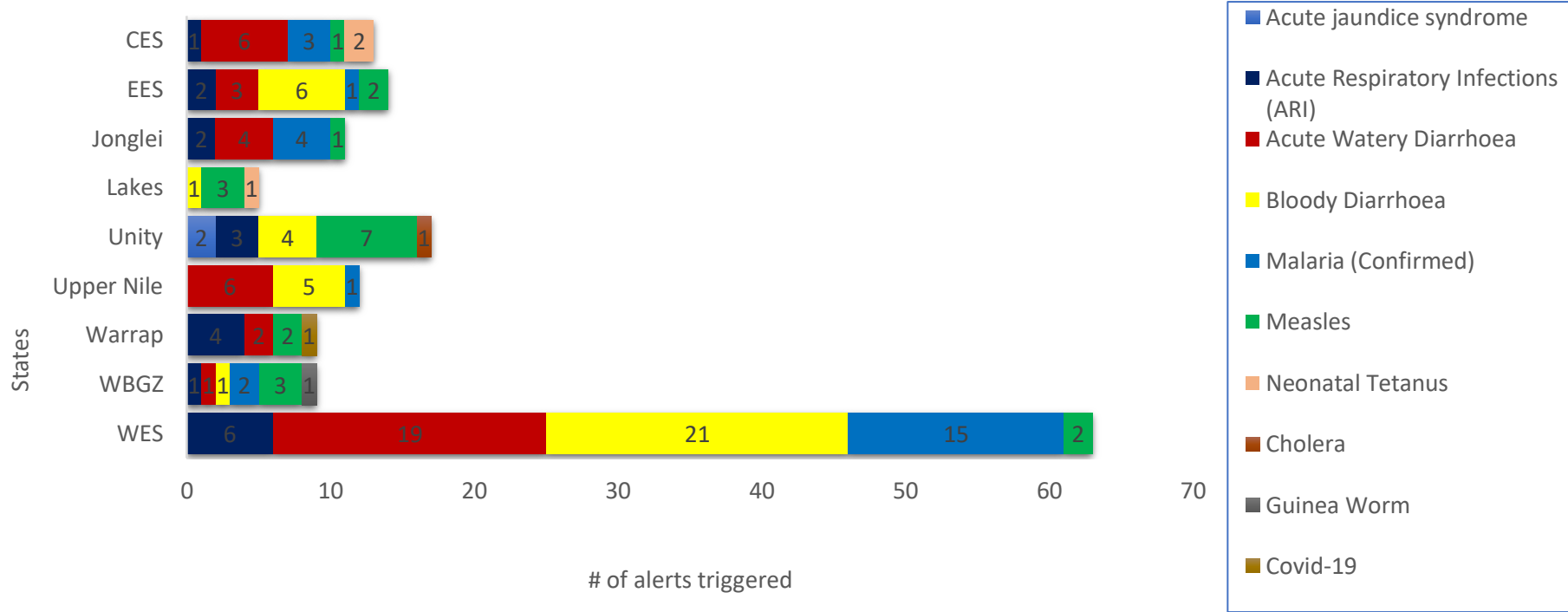
The Completeness of EWARS in partners' supported sites stands at **96%** in week 06 while in week 05 it was at **93%** .

# INDICATOR-BASED SURVEILLANCE



Alert management including detection; reporting; verification; risk assessment; & risk characterization





**This week a total of 153 Alerts were triggered of which 66 are from outbreak prone diseases as Per the broken-down below**

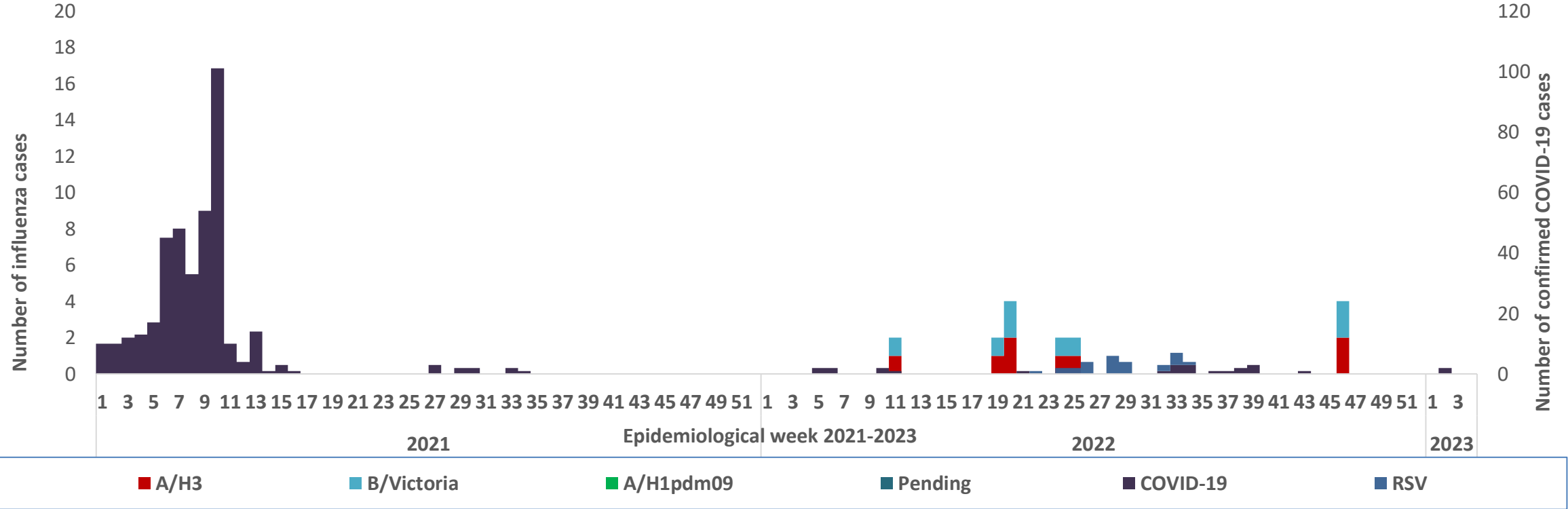
- 2 AJS alert: these were from MSF-H Bentiu IDP Hospital and IRC Sector 4 PHCC in Rubkona County of Unity State
- 41 AWD alerts: these alerts were triggered from the following States, CES(6) EES(3), Jonglei(4), Upper Nile(6),Warrap(2),WBGZ(1),WES(19)
- 21 Measles alert: these were triggered from; Abyei(2), Cuiebet(3), Kapoeta South(2), Juba(1), Mundri West (1), Mvolo(1), Panyijiar(5), Raja(1), Wau(2), Nyirol (1) and Abyei (1)
- 1 Covid-19 alert: this was from Gogrial East County in Mayom Chol PHCU
- 1 Cholera alerts from Rubkona County in IRC Sector 4 PHCC

# Influenza sentinel Surveillance updates





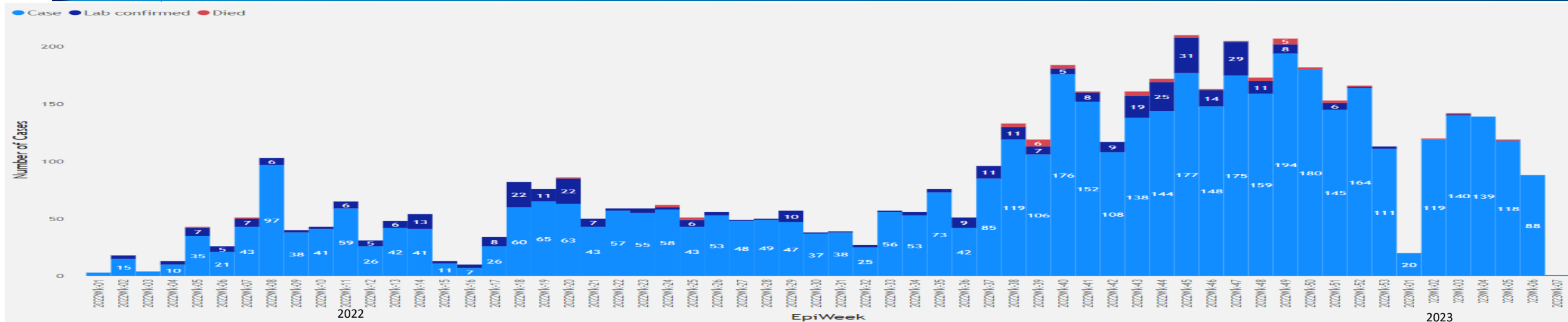
### Confirmed Influenza ,COVID-19 and RSV cases from sentinel sites in Juba, week 1, 2021 to week 4, 2023



- There are currently Four designated Influenza sentinel surveillance sites in Juba (Juba Teaching Hospital and Al Sabah Children’s Hospital Rumbek State Hospital & Juba Military Hospital) that are collecting epidemiological data and samples from ILI/SARI cases.
- By the end of week **52,2022**; a total of **594 ILI/SARI** samples were collected,**529** samples tested negative, and Cumulatively, **21** tested positive for covid-19,**8** positive for Influenza B (Victoria), and **6** positive for influenza A(H3).**26** RSV was confirmed in Week 52
- From week 1-4 2023, a total of 37 ILI/SARI were collected all 35 tested negative,**2** negatives for Covid-19, Influenza types A (H3), B (Victoria), and 0 for RSV in week 4,2023

# **ACTIVE OUTBREAKS AND PUBLIC HEALTH EVENTS**

**Measles Updates**



### Main highlights

- A total of **4,635** suspected measles cases reported in south Sudan from epi week 1, 2022, to week 6, 2023.
- 2,881 case sare epi-linked, 414 lab-confirmed, 805 clinically compatible, and 535 discarded cases as they tested negative for both measles and rubella IgM negative.
- In week 06, 2023 Eleven (11) suspected cases have been reported.
- A total of 47 measles-related deaths were reported, with only 3 lab-confirmed. The case fatality rate (CFR) is 1.01% .
  - No new measles-related death reported this week
- 26 counties have confirmed Measles outbreaks (23 counties in 2022 and 3 in 2023)
  - A new outbreak was confirmed in Pariang (Unity state)
- Reactive vaccination campaigns were conducted in 19 counties (16 counties in 2022, 3 in 2023), with **858,274 children** vaccinated
- Counties with confirmed outbreaks in 2022 without reactive campaigns done are; **Wau, Panyijar, Jur River, Bor South, Nyirol**
- Counties with confirmed outbreaks in 2023 and no reactive campaigns conducted are; Mvolo, Mundri East and Pariang
- The latest reactive vaccination campaigns were conducted in Cuibet, Yirol East and Yirol West counties by the state MoH with support from the National MoH and WHO
- The Ministry of Health, WHO, and partners plan to conduct reactive measles vaccination campaigns in Tonj North, Nyirol, Mvolo, Mundri East, and Pariang counties.

Source: measles weekly situation updates

# Measles Cases in South Sudan, 2022 to Week 04, 2023



State	County with confirmed outbreak	Cases	Lab-confirmed cases	Deaths	CFR %	Attack rate/1000pop	Date of onset_1st Case	Date of onset Latest Case	Date of response/Campaign	Campaign coverage (%)	Outbreak Status
CES	Juba	976	14	18	1.8	1.5	16/01/2022	5/2/2023	29 Aug-29 Oct	69-98%	Active with response
	Terekeka	65	17	0	0	0.3	9/5/2022	19/01/2023	2-9 Nov	106%	Active with response
JONGLEI	Nyirrol	64	10	0	0	0.4	2/11/2022	6/2/2023	Planned		Active without response
	Bor South	24	12	0	0	0.1	23/03/2022	5/2/2023			Active without response
LAKES	Cueibet	156	19	8	5.1	0.7	24/01/2022	5/1/2023	18-24 Jan	88%	Active with response
	Yirol East	49	4	0	0	0.4	12/4/2022	3/1/2023	18-24 Jan	141%	Active with response
	Yirol West	211	23	3	1.4	1.1	20/05/2022	6/1/2023	18-24 Jan	129%	Active with response
NBeG	Aweil Center	242	53	0	0	3.4	21/03/2022	27/01/2023	14-22 Jun	155%	Active with response
	Aweil East	355	23	4	1.1	0.7	10/3/2022	2/2/2023	13-26 Aug	91%	Active with response
	Aweil North	52	8	0	0	0.2	3/3/2022	2/2/2023	14-21 Jul	97%	Active with response
	Aweil South	152	14	3	2	1.2	20/04/2022	17/01/2023	13-26 Aug	97%	Active with response
	Aweil West	587	24	3	0.5	2.1	6/1/2022	5/2/2023	14-22 Jun	94%	Active with response
UNITY	Panyijjar	27	1	0	0	0.3	9/2/2022	30/11/2022	Confirmation pending		Active without response
	Rubkona (Bentiu IDP)	430	19	4	0.9	2.3	23/09/2022	13/01/2023	22-29 Nov	77.2	Active with response
	Pariang	18	9	0	0	0.1	17/12/2022	17/01/2023			Active without response
UPPER NILE	Malakal	130	11	0	0	0.6	8/7/2022	1/2/2023		73%	Active with response
	Melut	131	11	0	0	1.5	18/10/2022	31/01/2023	16-24 Dec	114%	Active with response
WARRAP	Tonj North	52	0	0	0	0.2	10/3/2022	21/01/2023			Active without response
WBeG	Raja	50	16	0	0	0.4	8/1/2022	21/11/2022	2 May-5 Jul	70%	Controlled with response
WES	Mvolo	26	0	1	3.8	0.2	26/05/2022	22/01/2023			Active without response
	Mundri East	20	2	0	0	0.1	18/04/2022	31/01/2022			Active without response
EES	Torit	40	23	2	5	0.2	18/01/2022	29/12/2022	9-31 Mar	95%	Controlled with response
UNITY	Leer	21	8	1	4.8	0.2	11/5/2022	26/11/2022		95%	Controlled with response
UPPER NILE	Maban	202	6	0	0	2.5	2/1/2022	16/11/2022	7-15 Mar	98%	Controlled with response
WARRAP	Gogrial West	92	17	0	0	0.2	2/1/2022	1/4/2022	1-8 Jun	95%	Controlled with response
WBeG	Jur River	72	5	0	0	0.3	29/01/2022	28/10/2022	Not done		Controlled without response
	Raja	50	16	0	0	0.5	8/1/2022	21/11/2022	2 May-5 Jul	70%	Controlled with response
	Wau	195	16	0	0	0.7	9/1/2022	22/12/2022	Not done		Controlled without response
WES	Tambura	37	6	0	0	0.4	13/02/2022	28/09/2022	1-6 Apr	102%	Controlled with response



# Map showing states/counties affected by measles and the outbreak status in 2022 and 2023

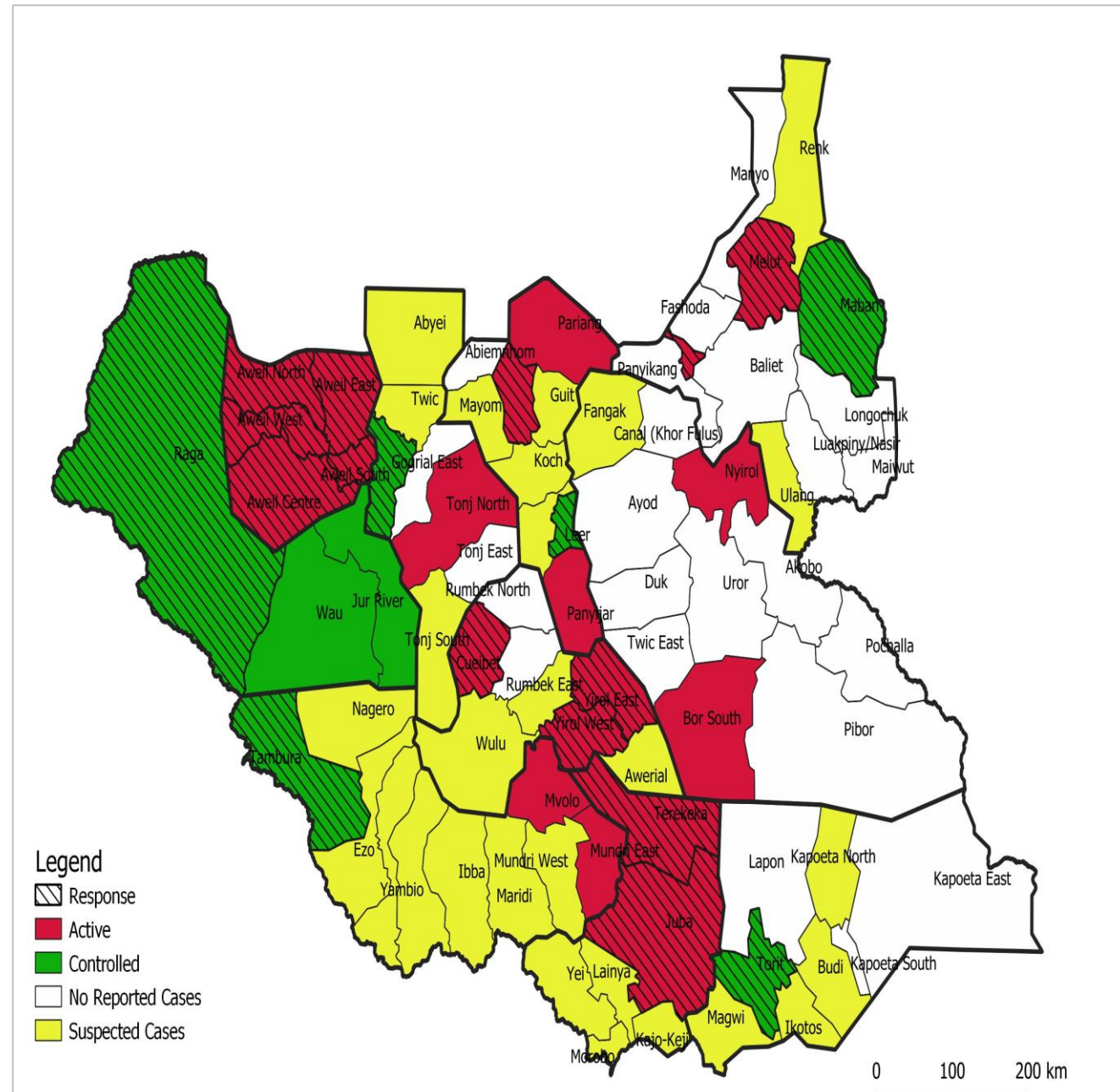


Distribution of measles cases and deaths by age groups in South Sudan, 2022-2023

Age Groups	Cases	Deaths	Proportion, %	CFR, %
0-11 months	1,266	10	27.5	0.8
1-4 years	2,075	29	44.8	1.4
5-9 years	689	4	14.9	0.6
10-14 years	389	2	8.4	0.7
15 &> years	216	2	4.7	1.0
<b>Total</b>	<b>4,635</b>	<b>47</b>	<b>100</b>	<b>1.1</b>

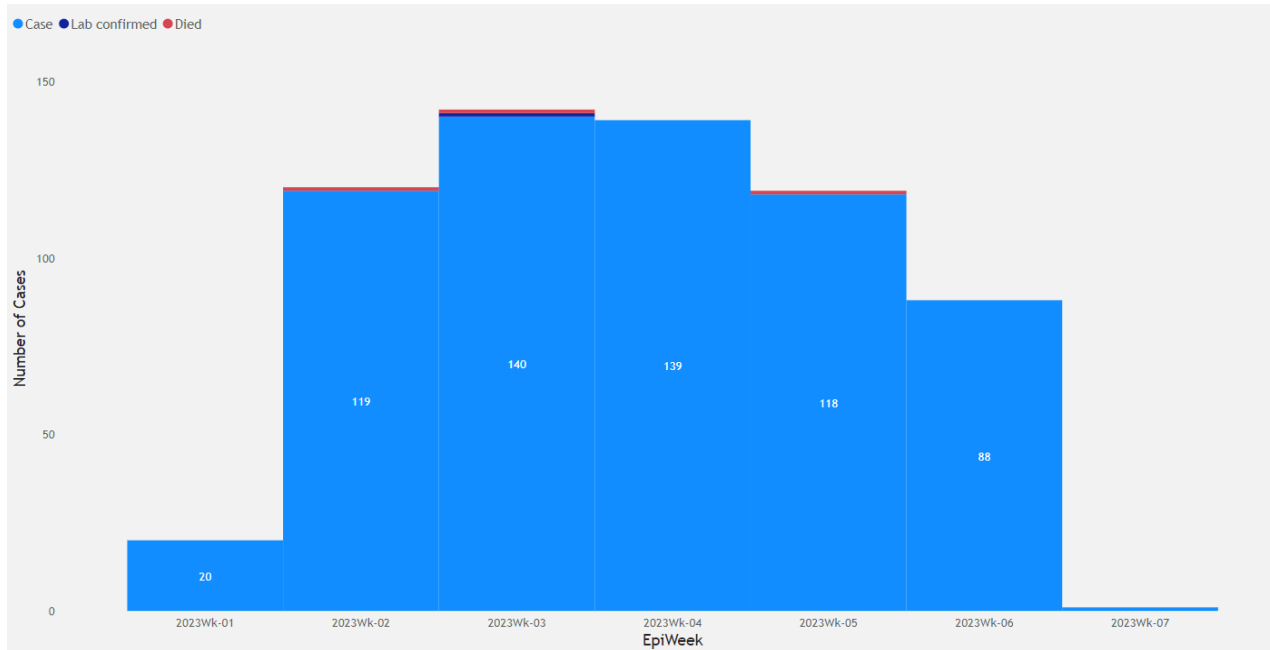
## Distribution of cases by year of onset

FINAL CLASSIFICATION	2022		2023		TOTAL
	NO. OF CASES	%	NO. OF CASES	%	
Lab confirmed	392	9.8	22	3.5	414
Epi-linked Clinically Compatible	2825	70.5	56	8.9	2881
<b>Total</b>	<b>3485</b>	<b>87.0</b>	<b>615</b>	<b>97.9</b>	<b>4100</b>
Discarded (-ve)	522	13.0	13	2.1	535
<b>Grand Total</b>	<b>4007</b>	<b>100.0</b>	<b>628</b>	<b>100.0</b>	<b>4635</b>

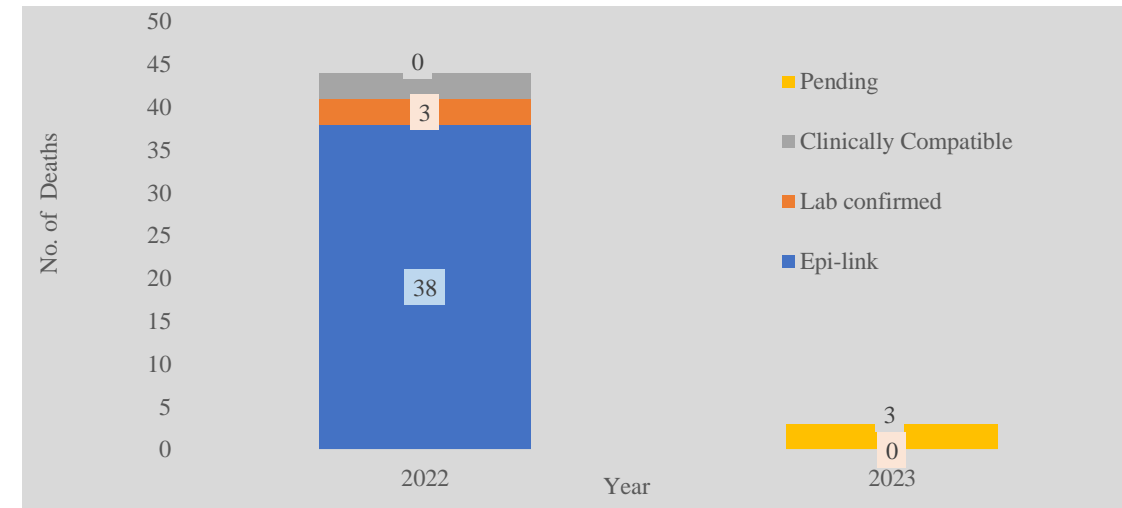


# Measles cases in 2023

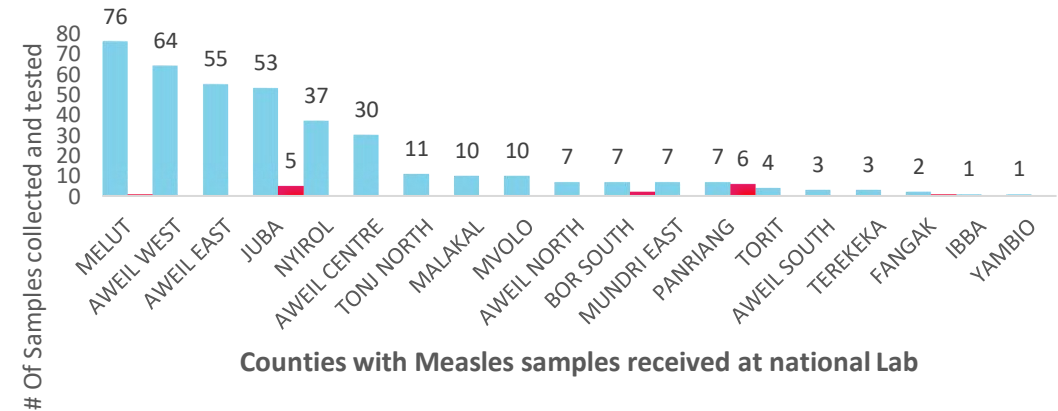
- A total of 388 measles have been reported in 2023 and only 15 were lab confirmed
- Measles cases peaked in
- Majority of cases were reported from Melut, Aweil west and East, and Juba
- Latest county with confirmed measles outbreak is pariang



## Measles Deaths by year and final classification



## Measles samples received and Tested at the national Lab for 2023 in 19 Counties

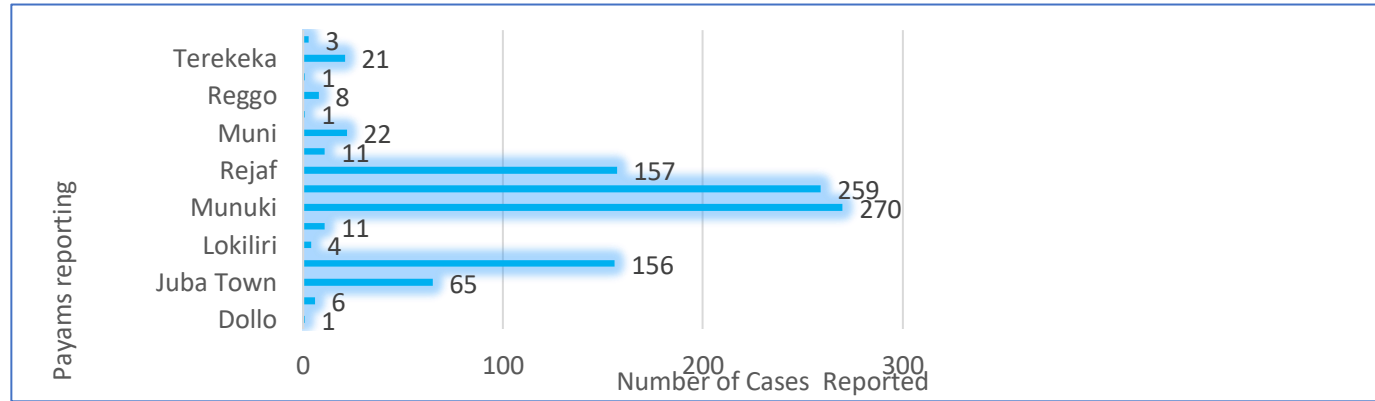
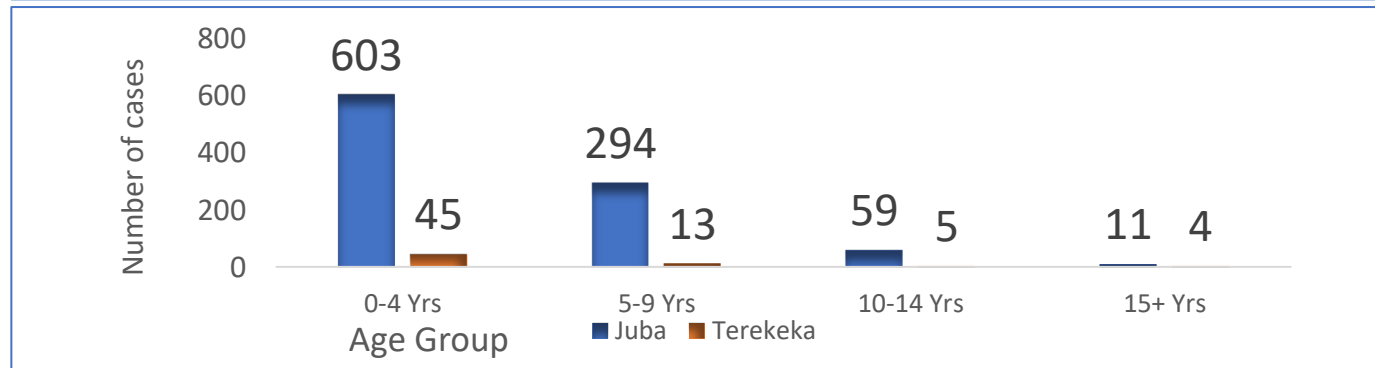
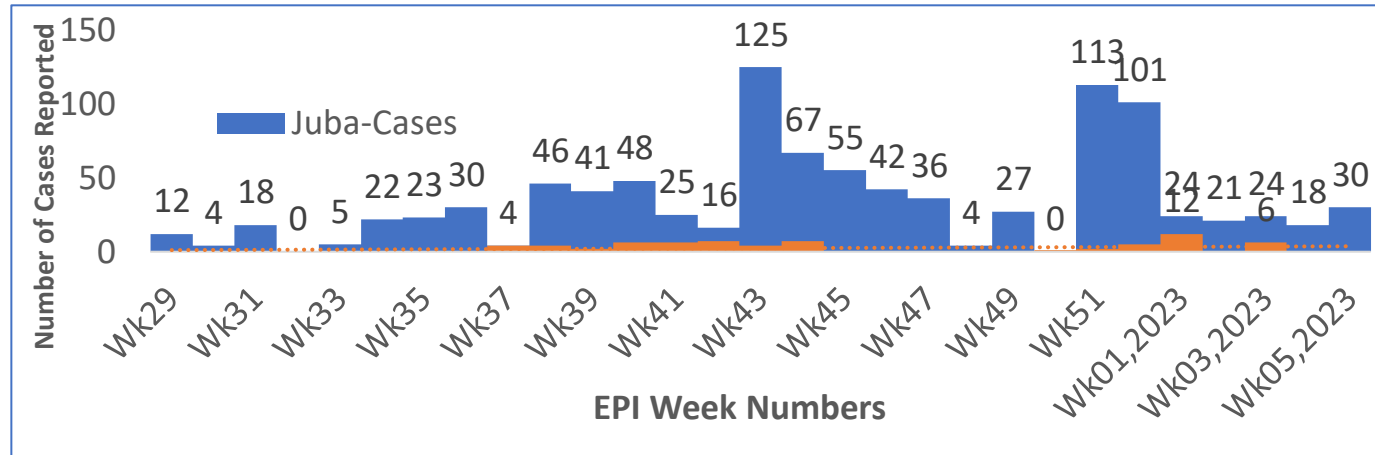






## Measles cases in Juba from week 29,2022 to Wk05, 2023 and Terekeka from week 37 to Week 04, 2023.

- Suspected measles cases started in week 29, 2022 in Juba County and week 37, 2022 in Terekeka county.
- A total of 964 suspected cases of measles have been reported from nine payams within Juba and seven payams in Terekeka counties as of **week 5, 2023**.
- Majority (81%) of cases in Juba are from Northern Bari, Kator, Munuki, and Rejaf Payams.
- More than half of the cases (62%) are in ages less than 5 years of age
- Active case search and line listing of cases are ongoing, and cases have been referred to the nearest health facilities for case management.
- Cases are being managed in different health facilities; this includes the provision of supportive management, vitamin A supplementation, and treatment of secondary infections
- Reactive vaccination campaigns conducted in only five affected payams by MEDAIR, IOM, and WHO.

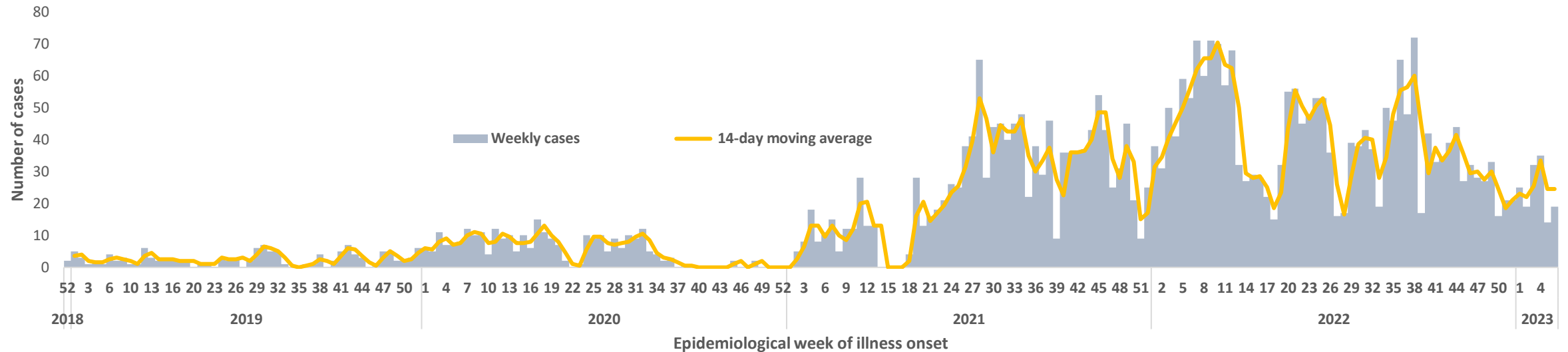


# EVENT-BASED SURVEILLANCE



Alert management including detection; reporting; verification; risk assessment; & risk characterization

Hepatitis E Virus [HEV] cases in Bentiu IDP camp, wk 1, 2019 to wk 06, 2023



### Descriptive epidemiology

- The persistent transmission of HEV in the Bentiu IDP camp continues with 3,922 cases since the beginning of 2019
- 19 new cases were reported in week 06, 2023. cumulatively **3,941** cases and **27** deaths reported since the beginning of the outbreak in 2018 **HEV transmission has reduced from a peak of 60 cases every fortnight by week 8, 2021 to 14 cases every fortnight by week 05, 2023**
- All the cases have been managed as outpatient cases except for seven cases that were admitted in 2020
- No death was reported in 2022
- 47% are female and 53% are male. Within the IDP camp, the sector-specific attack rates for HEV disease for the period week 05, 2022 are highest in sectors 3 and 5.


### **HEV response update**

1. Biweekly coordination forum comprising health, WASH, and other clusters
2. Surveillance enhanced through the provision of refresher training, distribution of case definition, and other reporting tools
3. Weekly analytics of the outbreak data to monitor trends and inform decision making
4. Case management for symptomatic cases provided by the PHCCs; severe cases are referred to MSP PoC Hospital
5. The HEV vaccination campaign was conducted in Bentiu IDP Camp; the first round with a coverage of 91% and the second round with a coverage of 82% among those aged 16-40 years (incl. pregnant women).
6. Risk communication and awareness are enhanced through household health promoters/hygiene promoters; radio talk shows and messaging. Cholera and HEV messages were disseminated.
7. Enhanced access to safe drinking water, sanitation facilities such as latrines, mass clean-up campaigns, regular water quality testing, and monitoring

### **HEV response challenges**

1. Lack of long-term investment to improve the WASH situation in the camp
2. Lack of meaningful behavioral changes among the population
3. Frequent population movements between the IDP and host communities; the host community was not vaccinated
4. Floods have worsened the WASH situation in the camp

# COVID-19 UPDATES

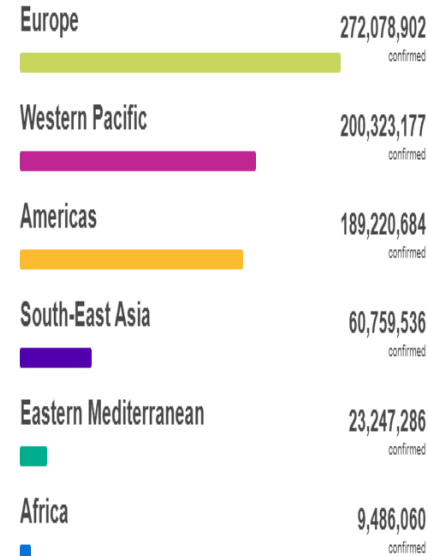




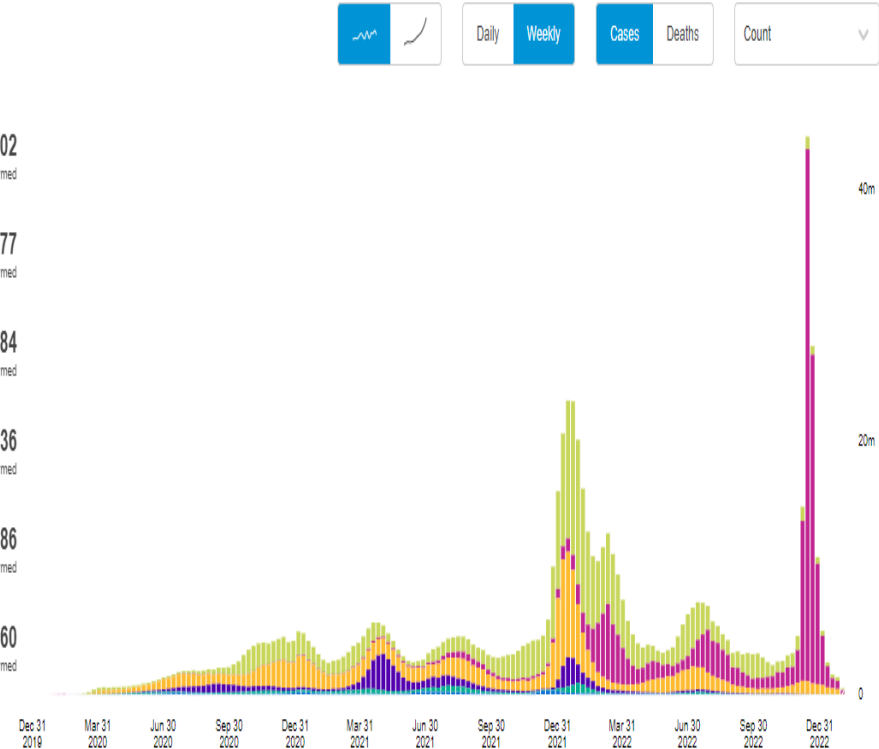
## Situation update as of 17 February 2023

- **Globally**, as of 17 February 2023, there have been **756,581,850** confirmed cases of COVID-19, including **6,844,267** deaths, reported to WHO. As of 13 February 2023, a total of **13,195,832,385** vaccine doses have been administered.
- **In Africa**, as of **20 January 2023** there have been **9,491,684** confirmed cases of COVID-19, including **175,284** deaths reported to the WHO
- **In South Sudan**, from 3 January 2020 to 8:47pm CET, 17 February 2023, there have been **18,368** confirmed cases of COVID-19 with **138** deaths, reported to WHO. As of 28 January 2023, a total of **2,345,851** vaccine doses have been administered..
- **Second round of the COVAX campaign has been launched** and the campaign is ongoing in most counties to cover the remaining 72 counties

### Situation by WHO Region



Source: World Health Organization  
 Data may be incomplete for the current day or week.



WHO: <https://www.who.int/health-topics/coronavirus>



**OVERALL  
HUMANITARIAN CRISIS  
OVERVIEW**

## Ongoing Humanitarian Crisis as of January 2023



- South Sudan continues to face multiple emergencies that are eroding communities' coping capacities and increasing humanitarian needs in the country in 2023.
- According to the Humanitarian Response Plan 2023, it is estimated that 9.4 million people including 2.2 million women, 4.9 million children, and 337,000 refugees, are projected to need humanitarian assistance and protection services in 2023.
- Communities faced critical needs in January 2023 owing to the impact of multiple emergencies such as recurring subnational violence, food insecurity, flooding, inaccessibility, and public health emergencies.
- Floodwater levels although receding remained high in Bentiu and Rubkona towns in Unity, and multiple locations in Jonglei and Upper Nile impeding livelihood activities, exposing people to waterborne diseases, and disrupting the provision of basic services.
- Although projected to improve marginally during December 2022-March 2023, the food insecurity situation is projected to worsen during the lean season, April-July 2023, as some 7.8 million people (63% of the population) will likely face Crisis (IPC Phase 3) or worse acute food insecurity, with 43 000 people likely to be in Catastrophe (IPC Phase 5) acute food insecurity in Akobo, Canal/Pigi and Fangak counties of Jonglei State; and Leer and Mayendit counties of Unity State.
- Further, hostilities erupted in several parts of the country in December 2022 and January 2023. The violence between communities in Greater Pibor Administrative Area displaced 17000 people to Pibor while the clashes between cattle keepers and host communities displaced 5000 in Mangala in Juba and 2500 people in Kajo Keji County. Nineteen people were killed during the violence clashes in Kajo Keji County.





**OVERALL  
CONCLUSIONS AND  
RECOMMENDATIONS**

# Conclusions



- The IDSR reporting timeliness and completeness were **82%** and **89%** respectively and timeliness and completeness for EWARN sites were at **85%** and **93%** respectively
- Of the 153 alerts reported in **week 05, 2023**; the majority were for, **Malaria (27), Measles (12), AWD (24)**,
- Measles outbreaks confirmed in **26 counties** since the beginning of the year 2022 to week 05 2023. with the latest counties to confirm outbreak are Mvolo, Mundri East and Pariang
- Reactive vaccination campaigns were conducted in 19 counties (16 counties in 2022, 3 in 2023), with **770,581** children vaccinated in 2022 and **87 693** children in 2023
- The persistent transmission of HEV in the Bentiu IDP camp continues with 3,922 cases since the beginning of 2019 and **14 cases reported in week 05 of 2023.**
- Other Emergencies include Intercommunal fighting, food insecurity, and floods in some counties in Unity, Upper Nile, and Jonglei states.

# Recommendations



- Partners to continue supporting County Health Departments (CHD) & State Ministries of Health on timely IDSR/EWARN reporting and involve the boma health workers to support community-based surveillance
- Health facilities to conduct an initial investigation on suspected cases of epidemic-prone diseases and collect samples
- Conduct reactive measles vaccination campaign in counties with confirmed outbreaks and advocate for enhanced routine immunization through PIRI
- Continue with preparedness activities to strengthen surveillance at all levels including conducting after-action reviews and simulation exercises.
- Continue to support the multicluster HEV response strategy in the Bentiu IDP camp and advocate for depopulation of



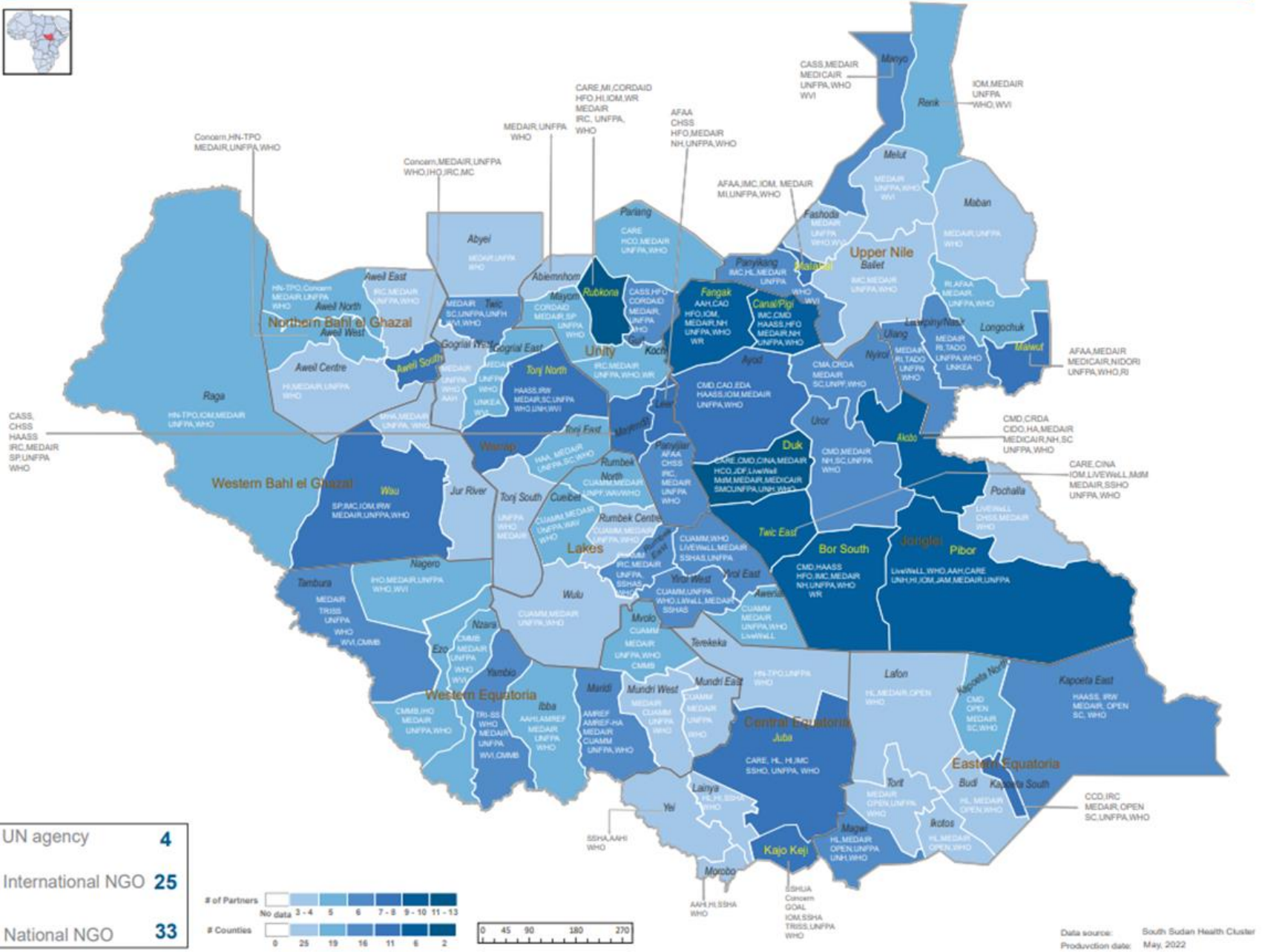


# IDSR timeliness & completeness performance at county level for week 06 and 05 of 2023 (2)



STATE	COUNTY	Number of reporting sites	No. of HF's Reported on Time in WK 06	Timeliness Percentage of WK 06	No. of HF's Reported regardless of time in WK 06	Completeness Percentage of WK 06	No. of HF's Reported regardless of time in Wk 05	Completeness Percentage of WK 05	STATE	COUNTY	Number of reporting sites	No. of HF's Reported on Time in WK 06	Timeliness Percentage of WK 06	No. of HF's Reported regardless of time in WK 06	Completeness Percentage of WK 06	No. of HF's Reported regardless of time in WK 05	Completeness Percentage of WK 05
Jonglei	Bor	19	19	100%	19	100%	18	95%	Warrap	Tonj East	12	12	100%	12	100%	12	100%
Jonglei	Pochalla	7	7	100%	7	100%	7	100%	Warrap	Twic	28	28	100%	28	100%	24	86%
Jonglei	Twic East	9	9	100%	9	100%	2	22%	Warrap	Tonj South	12	12	100%	12	100%	12	100%
Jonglei	Duk	13	13	100%	13	100%	13	100%	Upper Nile	Baliet	4	4	100%	4	100%	4	100%
EES	Lopa Lafon	15	15	100%	15	100%	15	100%	Upper Nile	Manyo	11	11	100%	11	100%	11	100%
EES	Torit	11	11	100%	11	100%	8	73%	Upper Nile	Fashoda	5	5	100%	5	100%	5	100%
EES	Kapoeta South	9	9	100%	9	100%	8	89%	Warrap	Tonj North	15	14	93%	15	100%	15	100%
EES	Magwi	17	16	94%	16	94%	17	100%	Upper Nile	Luakpiny Nasir	10	9	90%	9	90%	9	90%
EES	Kapoeta North	10	9	90%	9	90%	9	90%	Upper Nile	Longechuk	9	8	89%	9	100%	9	100%
EES	Kapoeta East	7	5	71%	5	71%	7	100%	Warrap	Gogrial West	31	26	84%	30	97%	27	87%
Jonglei	Canal Pigi	14	9	64%	9	64%	9	64%	Warrap	Gogrial East	15	12	80%	14	93%	15	100%
Jonglei	Pibor	5	3	60%	3	60%	3	60%	Upper Nile	Ulang	10	8	80%	8	80%	8	80%
EES	Budi	17	10	59%	10	59%	17	100%	Upper Nile	Akoka	5	4	80%	4	80%	5	100%
EES	Ikotos	19	11	58%	15	79%	18	95%	Upper Nile	Maban	13	10	77%	11	85%	12	92%
Jonglei	Akobo	15	6	40%	6	40%	6	40%	Upper Nile	Maiwut	12	9	75%	9	75%	9	75%
Jonglei	Fangak	18	4	22%	4	22%	4	22%	Warrap	Abyei	14	10	71%	11	79%	12	86%
Jonglei	Uror	1	0	0%	1	100%	1	100%	Upper Nile	Makal	7	5	71%	5	71%	7	100%
Jonglei	Nyirol	2	0	0%	1	50%	1	50%	Upper Nile	Panyikang	3	2	67%	2	67%	2	67%
Jonglei	Ayod	13	0	0%	0	0%	0	0%	Upper Nile	Renk	6	0	0%	0	0%	0	0%
									Upper Nile	Melut	6	0	0%	0	0%	4	67%

# South Sudan Health Cluster HRP Partners 2022



**Thanks to the State Surveillance Officers, County Surveillance Officers and Health Facility in-charges for sharing the weekly IDSR data**

**Thanks to all partners for supporting IDSR weekly reporting and sharing the line lists**

**To access the IDSR bulletins for 2022 use the link below:**

**<https://www.afro.who.int/publications/south-sudan-weekly-disease-surveillance-bulletin-2023>**

## This bulletin is produced by the Ministry of Health with Technical support from WHO

For more help and support, please contact:

**Dr Joseph Lasu Hickson**  
Director, Emergency Preparedness and Response  
Ministry of Health  
Republic of South Sudan  
Telephone: +211921395440  
Email: [josh2013.lasu@gmail.com](mailto:josh2013.lasu@gmail.com)

**Dr. John Rumunu**  
Director General Preventive Health Services  
Ministry of Health  
Republic of South Sudan  
Telephone: +211924767490  
Email: [ori.moiga@gmail.com](mailto:ori.moiga@gmail.com)

## IDSR Bulletin Editorial Team

- 1.Mr. Ajak Ater, MoH - Email: [ajakater014@gmail.com](mailto:ajakater014@gmail.com)
- 2.Mrs. Sheila Baya, WHO- Email: [bayas@who.int](mailto:bayas@who.int)
- 3.Mr. Robert Lasu Martin, WHO -Email: [lasur@who.int](mailto:lasur@who.int)
- 4.Mrs. Rose Dagama , WHO - Email: [dagamaa@who.int](mailto:dagamaa@who.int)
- 5.Dr. Abraham Adut, WHO- Email: [abenegoa@who.int](mailto:abenegoa@who.int)
- 6.Dr. Tony Wurda, WHO-Email [wurdatt@who.int](mailto:wurdatt@who.int)
- 7.Dr Antonio Oke, WHO -Email [okea@who.int](mailto:okea@who.int)
- 8.Dr Aggrey Bategereza, WHO -Email [bategerezaa@who.int](mailto:bategerezaa@who.int)

## Notes

WHO and the Ministry of Health gratefully acknowledge the surveillance officers [at state, county, and health facility levels], health cluster and health pooled fund (HPF) partners who have reported the data used in this bulletin. We would also like to thank ECHO, USAID and World Bank for providing financial support.

The data has been collected with support from the EWARS project. This is an initiative to strengthen early warning, alert and response in emergencies. It includes an online, desktop and mobile application that can be rapidly configured and deployed in the field. It is designed with frontline users in mind, and built to work in difficult and remote operating environments. This bulletin has been automatically published from the EWARS application.

More information can be found at <http://ewars-project.org>

