



**South Sudan
Ministry of Health**

**Integrated Disease surveillance
and response (IDSR)**



**World Health
Organization**
South Sudan

**Epidemiological Bulletin Week 07, 2023
(February 13- 19February)**



Major epidemiological highlights in week 08 of 2023

- In week **08, 2023**, the IDSR reporting timeliness and completeness were **81%** and **92%** respectively and timeliness and completeness for EWARN sites were at **86%** and **96%** respectively
- Of the 87 alerts reported in week **08, 2023**; the majority were for, **Acute watery diarrhea (25)**, **malaria (19)** and **measles (13)**,
- Measles outbreaks confirmed in **28 counties** since the beginning of the year 2022 to week 07 2023. with the latest counties to confirm outbreak are Mvolo, Mundri East, Pariang, Awerial, and Rumbek Centre
- Reactive measles vaccination campaigns were conducted in 19 counties (16 counties in 2022, 3 in 2023), with **770,581** children vaccinated in 2022 and **87 693 children in 2023**
- The persistent transmission of HEV in the Bentiu IDP camp continues with **3,975** cases since the beginning of 2019 and **17 cases reported in week 08 of 2023**.
- Other Emergencies include Intercommunal fighting, food insecurity, and floods in some counties in Unity, Upper Nile, and Jonglei states.

SURVEILLANCE PERFORMANCE



For the Integrated Disease Surveillance (IDSR)
network and Early warning alert and response
network (EWARN)



IDSR timeliness performance at State level for week 08 & 07 of 2023



| Timeliness States Ranking | States | Number of reporting sites | No. of HFs Reported on Time in WK 08 | Timeliness Percentage of WK 08 | No. of HFs Reported on Time in WK 07 | Timeliness Percentage of WK 07 |
|---------------------------|-------------|---------------------------|--------------------------------------|--------------------------------|--------------------------------------|--------------------------------|
| 1st | CES | 128 | 127 | 99% | 128 | 100% |
| 2nd | Lakes | 113 | 110 | 97% | 111 | 98% |
| 3rd | EES | 105 | 96 | 91% | 103 | 98% |
| 4th | NBGZ | 84 | 76 | 90% | 82 | 98% |
| 5th | Unity | 95 | 78 | 82% | 86 | 91% |
| 6th | WES | 219 | 179 | 82% | 229 | 105% |
| 7th | Warrap | 127 | 98 | 77% | 120 | 94% |
| 8th | WBGZ | 78 | 57 | 73% | 72 | 92% |
| 9th | Jonglei | 116 | 67 | 58% | 65 | 56% |
| 10th | Upper Nile | 101 | 55 | 54% | 65 | 64% |
| | South Sudan | 1166 | 943 | 81% | 1061 | 91% |

KEY

| | | |
|--|---------|-----------|
| | <60% | Poor |
| | 61%-79% | Fair |
| | 80%-99% | Good |
| | 100% | Excellent |

The Timeliness of IDSR Reporting (Supported by EWARS Web and Mobile) at health facility level in week 08 stands at 81% while in week 07 it was 91% and 6 states were above the target of 80% in week 08.

Reporting Challenges in the poorly performed States are; insecurity, internet inaccessible; Turnover of Partners.



DSR Completeness performance at State level for week 08 & 09 of 2023



| Completeness States Ranking | States | Number of reporting sites | No. of HFs Reported regardless of time in WK 08 | Completeness Percentage of WK 08 | No. of HFs Reported regardless of time in WK 07 | Completeness Percentage of WK 07 |
|-----------------------------|--------------------|---------------------------|---|----------------------------------|---|----------------------------------|
| 1st | Lakes | 113 | 113 | 100% | 113 | 100% |
| 2nd | WES | 219 | 219 | 100% | 219 | 100% |
| 3rd | CES | 128 | 127 | 99% | 128 | 100% |
| 4th | EES | 105 | 104 | 99% | 104 | 99% |
| 5th | NBGZ | 84 | 83 | 99% | 82 | 98% |
| 6th | WBGZ | 78 | 75 | 96% | 76 | 97% |
| 7th | Upper Nile | 101 | 92 | 91% | 86 | 85% |
| 8th | Unity | 95 | 85 | 89% | 87 | 92% |
| 9th | Warrap | 127 | 103 | 81% | 123 | 97% |
| 10th | Jonglei | 116 | 75 | 65% | 70 | 60% |
| | South Sudan | 1166 | 1076 | 92% | 1088 | 93% |

KEY

| | | |
|--|---------|-----------|
| | <60% | Poor |
| | 61%-79% | Fair |
| | 80%-99% | Good |
| | 100% | Excellent |

The Completeness of IDSR Reporting (Supported by EWARS Web and Mobile) at health facility level in week 08 stands at 92% while in week 07 it was 93% and 9 states were above the target of 80% in week 08.

Reporting Challenges in the poorly performed States includes; insecurity; internet inaccessible; Turnover of Partners, Floods.



Surveillance: EWARS Timeliness performance indicator by partner for week 08 and 07 of 2023



| Partner | HFs | Reporting | Performance | | |
|----------------|---------------------------|--|-----------------------|--|-----------------------|
| PARTER | Number of reporting sites | # of reports received on Time in Week 08 | Timeliness of Week 08 | # of reports received on Time in Week 07 | Timeliness of Week 07 |
| HFO | 8 | 8 | 100% | 8 | 100% |
| CIDO | 1 | 1 | 100% | 1 | 100% |
| Medicair | 5 | 5 | 100% | 5 | 100% |
| TRI-SS | 2 | 2 | 100% | 2 | 100% |
| World Relief | 3 | 3 | 100% | 3 | 100% |
| AFAA | 1 | 1 | 100% | 1 | 100% |
| IMC | 22 | 22 | 100% | 22 | 100% |
| SMC | 6 | 6 | 100% | 6 | 100% |
| SSHCO | 1 | 1 | 100% | 1 | 100% |
| UNIDOR | 2 | 2 | 100% | 2 | 100% |
| Islamic Relief | 5 | 5 | 100% | 3 | 60% |
| IOM | 10 | 8 | 80% | 8 | 80% |
| MSF-H | 4 | 3 | 75% | 4 | 100% |
| MSF-E | 6 | 2 | 33% | 5 | 83% |
| IRC | 1 | 0 | 0% | 1 | 100% |
| SCI | 2 | 0 | 0% | 2 | 100% |
| ADA | 1 | 0 | 0% | 0 | 0% |
| TOTAL | 80 | 69 | 86% | 74 | 93% |

The Timeliness of EWARS in partners' supported sites stands at 86% in week 08 while in week 07 it was at 93%.



Surveillance: EWARS completeness performance indicator by partner for week 08 and 07 of 2023

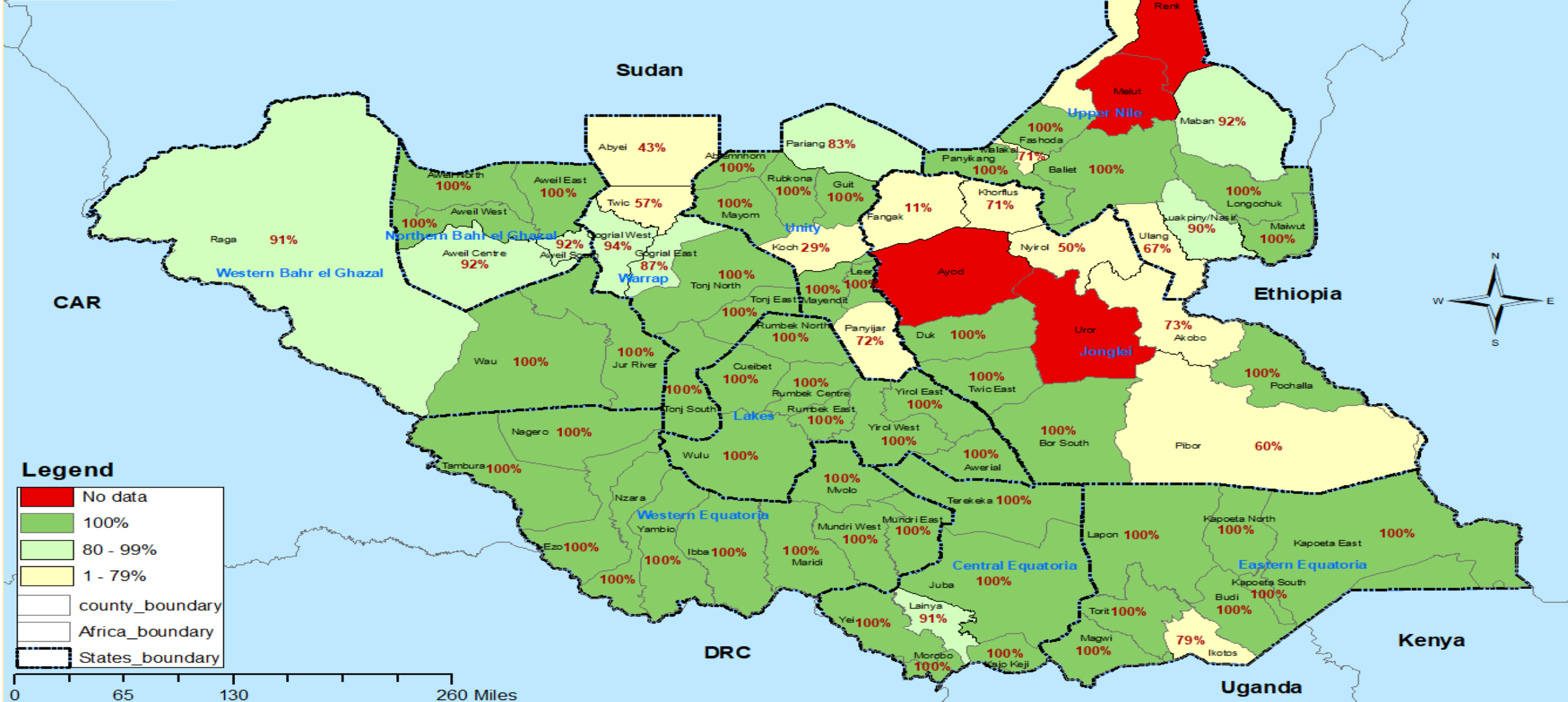


| Partner | HFs | Reporting | Performance | | |
|----------------|---------------------------|---|-------------------------|---|-------------------------|
| PARTER | Number of reporting sites | # of reports received regardless of Time in Week 08 | Completeness of Week 08 | # of reports received regardless of Time in Week 07 | Completeness of Week 07 |
| IRC | 1 | 1 | 100% | 1 | 100% |
| SMC | 6 | 6 | 100% | 6 | 100% |
| Islamic Relief | 5 | 5 | 100% | 5 | 100% |
| HFO | 8 | 8 | 100% | 8 | 100% |
| CIDO | 1 | 1 | 100% | 1 | 100% |
| Medicaire | 5 | 5 | 100% | 5 | 100% |
| TRI-SS | 2 | 2 | 100% | 2 | 100% |
| World Relief | 3 | 3 | 100% | 3 | 100% |
| AFAA | 1 | 1 | 100% | 1 | 100% |
| SCI | 2 | 2 | 100% | 2 | 100% |
| UNIDOR | 2 | 2 | 100% | 2 | 100% |
| IMC | 22 | 22 | 100% | 22 | 100% |
| MSF-H | 4 | 4 | 100% | 4 | 100% |
| SSHCO | 1 | 1 | 100% | 1 | 100% |
| MSF-E | 6 | 6 | 100% | 6 | 100% |
| IOM | 10 | 8 | 80% | 8 | 80% |
| ADA | 1 | 0 | 0% | 0 | 0% |
| TOTAL | 80 | 77 | 96% | 77 | 96% |

The Completeness of EWARS in partners' supported sites stands at 96% in week 08 as well in week 07 .



Percentage of IDSR reporting completeness by county in week 08, 2023



Legend

- No data
- 100%
- 80 - 99%
- 1 - 79%
- county_boundary
- Africa_boundary
- States_boundary

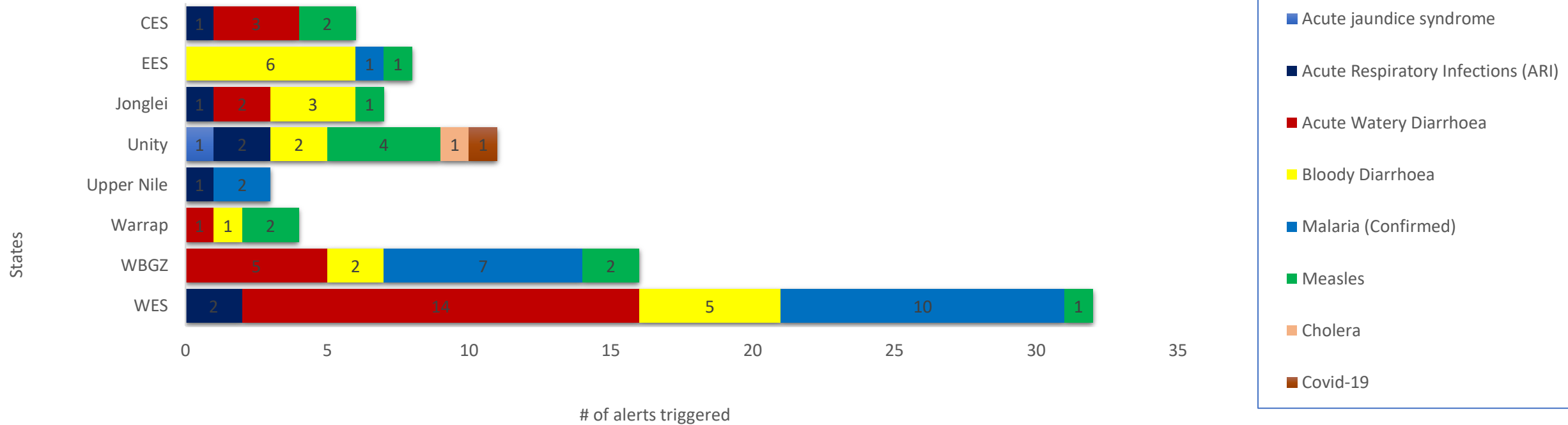
0 65 130 260 Miles

Disclaimer: The boundaries and names shown and the designations used on this map do not imply the expression of any opinion whatsoever on the part of the World Health Organization concerning the legal status of any country, territory, city or area or of its authorities, or concerning the delimitation of its frontiers or boundaries.

INDICATOR-BASED SURVEILLANCE



Alert management including detection; reporting; verification; risk assessment; & risk characterization

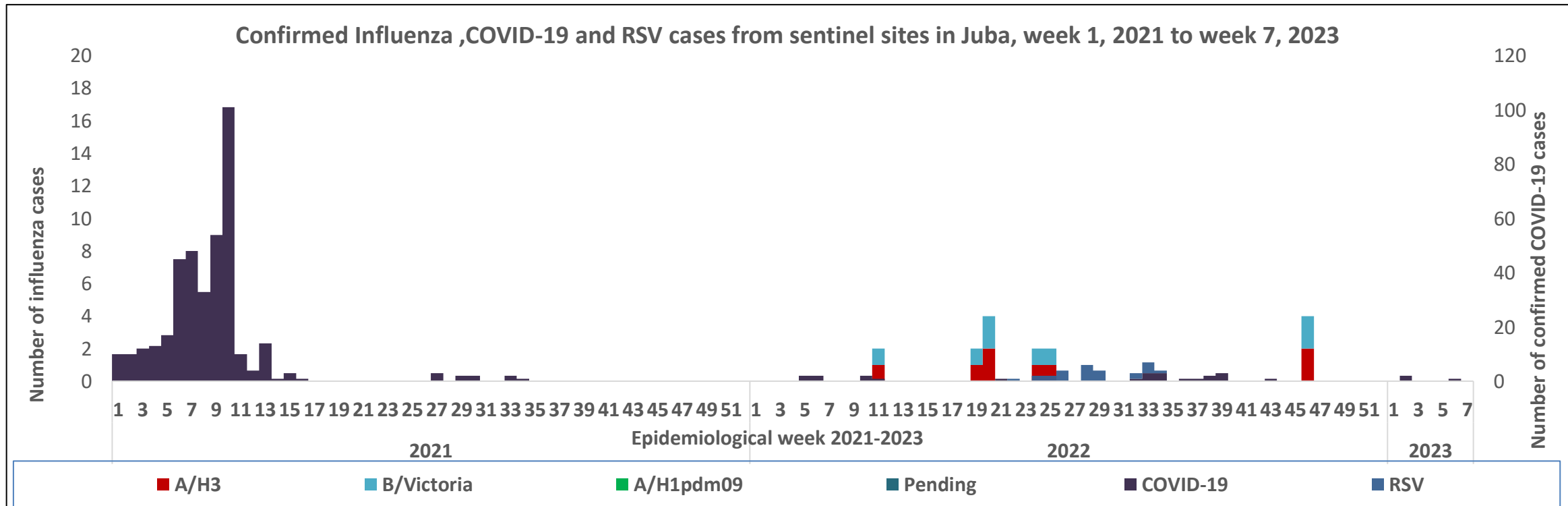


This week a total of 87 Alerts were triggered of which 41 are from outbreak prone diseases as Per the broken-down below

- 25 AWD alerts: these alerts were triggered from the following States, CES(3) Jonglei (2), Lakes (4), Warrap(1), WBGZ (5) and WES(14)
- 13 Measles alert: these were triggered from Raja(1), Nyirol(1), Panyijiar(2), Gogrial East(2), Mvolo(1), Pariang(1), Juba (2), Rubkona(1), Kapoeta South (1), Wau (1)
- 1 AJS alert: this was from MSF-H Bentiu IDP Hospital
- 1 COVID-19 alert: it was from Yida Centre A PHCC in Pariang County
- 1 Cholera alert: this was from IRC Sector 4 PHCC in Rubkona County

Influenza sentinel Surveillance updates

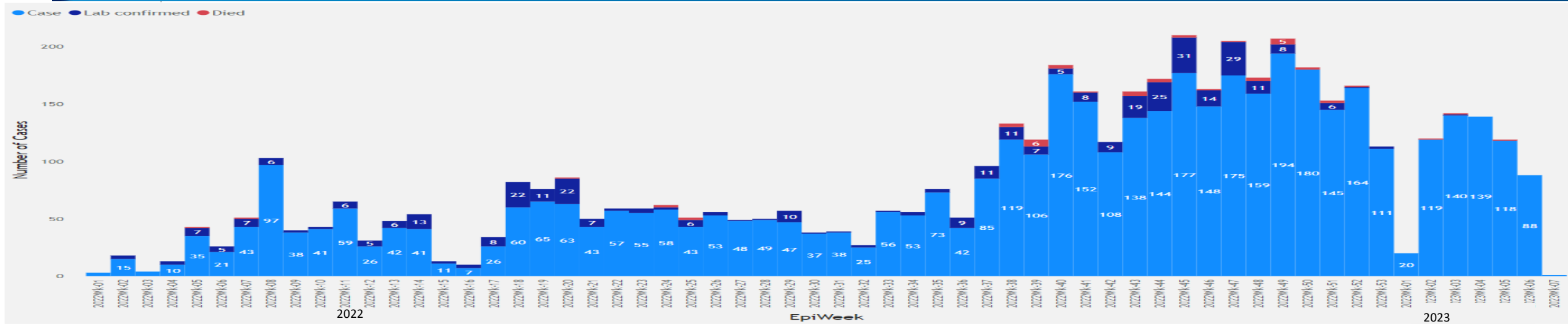




- There are currently Four designated Influenza sentinel surveillance sites in Juba (Juba Teaching Hospital and Al Sabah Children’s Hospital Rumbek State Hospital & Juba Military Hospital) that are collecting epidemiological data and samples from ILI/SARI cases.
- By the end of week **52,2022**; a total of **594 ILI/SARI** samples were collected,**529** samples tested negative, and Cumulatively, **21** tested positive for covid-19,**8** positive for Influenza B (Victoria), and **6** positive for influenza A(H3).**26** RSV was confirmed in Week 52
- From weeks 1-7 2023, a total of 83 ILI/SARI were collected all 80 tested negative,**3** positives for Covid-19, (**0**)Influenza types A (H3), B (Victoria), and 0 for RSV in weeks 7,2023

ACTIVE OUTBREAKS AND PUBLIC HEALTH EVENTS

Measles Updates



Main highlights

- Out of the 5,283 suspected measles cases, 2,956(56.0%) are epi-linked, 449(8.5%) lab-confirmed, 1,320(25.0%) clinically compatible, and 558(10.5) discarded cases have been reported from epidemiological week 1, 2022, to week 8, 2023.
- Thirty-five (35) suspected cases have been reported during the reporting week
- A total of 53 measles-related deaths were reported since January 2022, with only 3 deaths among the lab-confirmed measles cases. The case fatality rate (CFR) is 1.0%.
 - No new measles-related death reported this week
- Twenty-three (23) counties have confirmed Measles outbreaks in 2022 and ten (10) counties in 2023
 - No newly confirmed outbreak this week 08
- Thirty-one (31) counties have reported suspected measles cases in 2023, of which twelve (12) counties have at least one confirmed case
- Ten (10) counties (Mvolo, Mundri East, Pariang, Awerial, Rumbek Centre, Kapoeta South, Tonj South, Tonj North, Bor South, and Aweil Centre) have confirmed outbreaks in 2023.
- Reactive vaccination campaigns were conducted in 19 counties (16 counties in 2022, 3 counties in 2023), with 858,274 children vaccinated
- Measles campaign concluded in Nyirol county targeting 30,675 children
- The Ministry of Health, WHO, and partners plan to conduct reactive measles vaccination campaigns in Tonj North and Bor South

Measles Cases in South Sudan, 2022 to Week 07, 2023



| State | County with confirmed outbreak | Cases | Lab-confirmed cases | Deaths | CFR % | Attack rate/1000pop | Date of onset _1st Case | Date of onset _Latest Case | Date of response/Campaign | Campaign coverage (%) | Outbreak Status |
|------------|--------------------------------|--------------|---------------------|--------|-------|---------------------|-------------------------|----------------------------|---------------------------|-----------------------|--|
| CES | Juba | 976 | 14 | 18 | 1.8 | 1.5 | 16/01/2022 | 05/02/2023 | 29 Aug-29 Oct | 69-98% | Active with response |
| | Terekeka | 65 | 17 | 0 | 0.0 | 0.3 | 09/05/2022 | 19/01/2023 | 2-9 Nov | 106% | Active with response |
| JONGLEI | Nyirrol | 64 | 10 | 0 | 0.0 | 0.4 | 02/11/2022 | 06/02/2023 | Planned | | Active with ongoing response |
| | Bor South | 24 | 12 | 0 | 0.0 | 0.1 | 23/03/2022 | 05/02/2023 | | | Active without response |
| LAKES | Cueibet | 185 | 19 | 9 | 4.9 | 0.8 | 24/01/2022 | 09/02/2023 | 18-24 Jan | 88% | Reactive Campaign done awaiting 30 days before new samples collected to determine impact of intervention |
| | Yirol East | 108 | 4 | 2 | 1.9 | 0.9 | 12/04/2022 | 05/02/2023 | 18-24 Jan | 141% | Reactive Campaign done awaiting 30 days before new samples collected to determine impact of intervention |
| | Yirol West | 445 | 24 | 5 | 1.1 | 2.3 | 20/05/2022 | 08/02/2023 | 18-24 Jan | 129% | Reactive Campaign done awaiting 30 days before new samples collected to determine impact of intervention |
| | Rumbek Centre | 18 | 6 | 0 | 0.0 | 0.1 | 01/01/2023 | 07/02/2023 | | | Active without response |
| | Awerrial | 15 | 6 | 0 | 0.0 | 0.2 | 14/10/2022 | 09/01/2023 | | | Active without response |
| | NBeG | Aweil Center | 242 | 53 | 0 | 0.0 | 3.4 | 21/03/2022 | 27/01/2023 | 14-22 Jun | 155% |
| | Aweil East | 355 | 23 | 4 | 1.1 | 0.7 | 10/03/2022 | 02/02/2023 | 13-26 Aug | 91% | Active with response |
| | Aweil North | 52 | 8 | 0 | 0.0 | 0.2 | 03/03/2022 | 02/02/2023 | 14-21 Jul | 97% | Active with response |
| | Aweil South | 152 | 14 | 3 | 2.0 | 1.2 | 20/04/2022 | 17/01/2023 | 13-26 Aug | 97% | Active with response |
| | Aweil West | 587 | 24 | 3 | 0.5 | 2.1 | 06/01/2022 | 05/02/2023 | 14-22 Jun | 94% | Active with response |
| UNITY | Panyijiar | 170 | 1 | 0 | 0.6 | 1.8 | 09/02/2022 | 08/02/2023 | Confirmation pending | | Active without response |
| | Rubkona (Bentiu IDP) | 430 | 19 | 4 | 0.9 | 2.3 | 23/09/2022 | 13/01/2023 | 22-29 Nov | 77.2 | Active with response |
| | Pariang | 18 | 9 | 0 | 0.0 | 0.1 | 17/12/2022 | 17/01/2023 | | | Active without response |
| UPPER NILE | Malakal | 130 | 11 | 0 | 0.0 | 0.6 | 08/07/2022 | 01/02/2023 | | 73% | Active with response |
| | Melut | 131 | 11 | 0 | 0.0 | 1.5 | 18/10/2022 | 31/01/2023 | 16-24 Dec | 114% | Reactive Campaign done awaiting 30 days before new samples collected to determine impact of intervention |
| WARRAP | Tonj North | 52 | 0 | 0 | 0.0 | 0.2 | 10/03/2022 | 21/01/2023 | | | Active without response |
| WBeG | Raja | 50 | 16 | 0 | 0.0 | 0.4 | 08/01/2022 | 21/11/2022 | 2 May-5 Jul | 70% | Controlled with response |
| WES | Mvolo | 26 | 0 | 1 | 3.8 | 0.2 | 26/05/2022 | 22/01/2023 | | | Active without response |
| | Mundri East | 20 | 2 | 0 | 0.0 | 0.1 | 18/04/2022 | 31/01/2022 | | | Active without response |



Map showing states/counties affected by measles and the outbreak status in 2022 and 2023

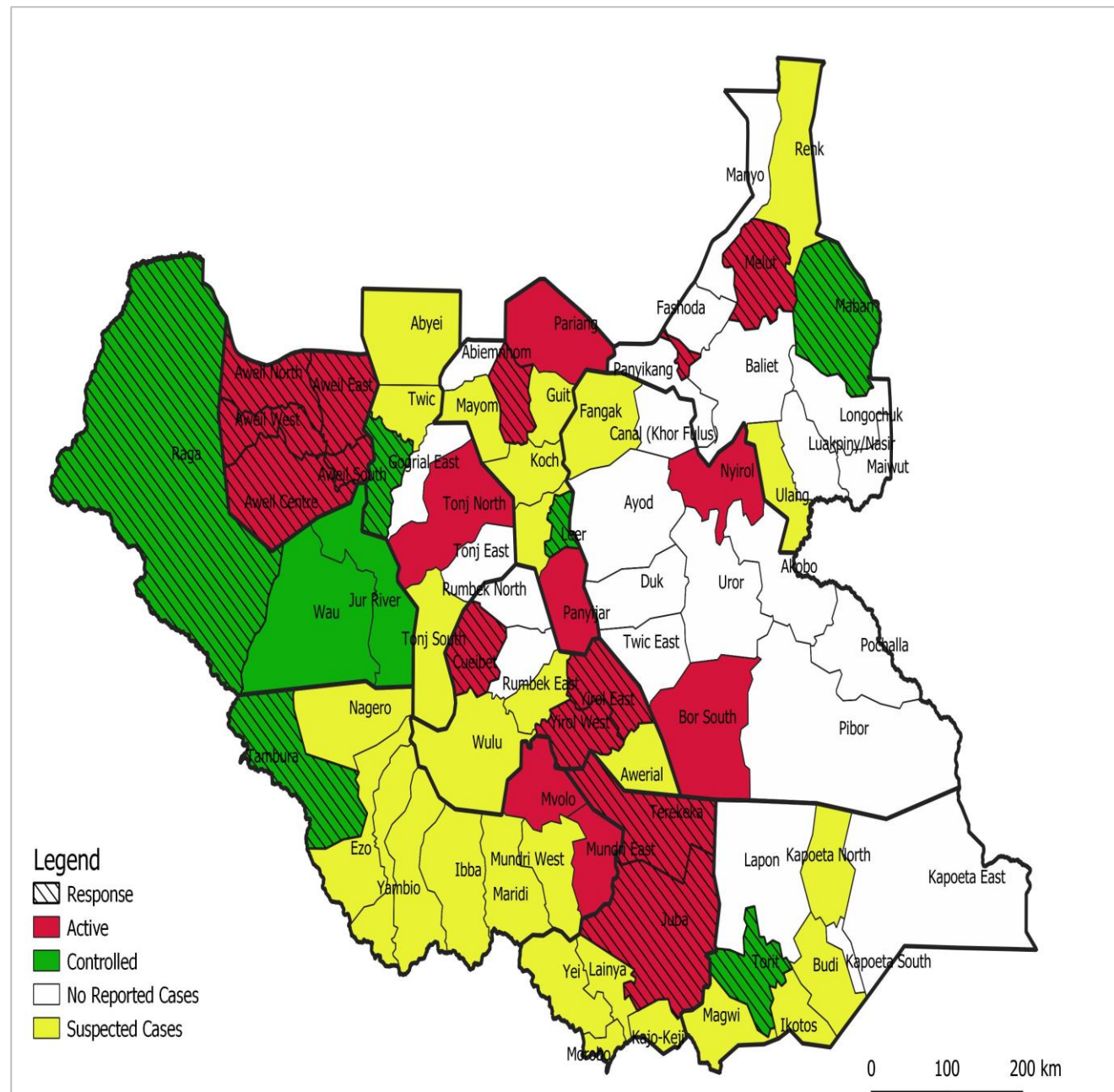


Distribution of measles cases and deaths by age groups in South Sudan, 2022-2023

| Age Groups | Cases | Deaths | Proportion, % | CFR, % |
|--------------|--------------|-----------|---------------|------------|
| 0-11 months | 1,366 | 10 | 25.9 | 0.7 |
| 1-4 years | 2,490 | 32 | 47.1 | 1.3 |
| 5-9 years | 785 | 6 | 14.9 | 0.8 |
| 10-14 years | 356 | 3 | 6.7 | 0.8 |
| 15+ years | 286 | 2 | 5.4 | 1.0 |
| Total | 5,283 | 53 | 100 | 1.0 |

Distribution of cases by year of onset

| FINAL CLASSIFICATION | 2022 | | 2023 | | TOTAL |
|-----------------------|--------------|--------------|--------------|--------------|-------------|
| | NO. OF CASES | % | NO. OF CASES | % | |
| Lab confirmed | 392 | 9.5 | 57 | 5.0 | 449 |
| Epi-linked | 2825 | 68.3 | 131 | 11.4 | 2956 |
| Clinically Compatible | 391 | 9.5 | 929 | 81.1 | 1320 |
| Total | 3608 | 87.2 | 1117 | 97.5 | 4725 |
| Discarded (-ve) | 529 | 12.8 | 29 | 2.5 | 558 |
| Grand Total | 4137 | 100.0 | 1146 | 100.0 | 5283 |



- Legend**
- Response
 - Active
 - Controlled
 - No Reported Cases
 - Suspected Cases

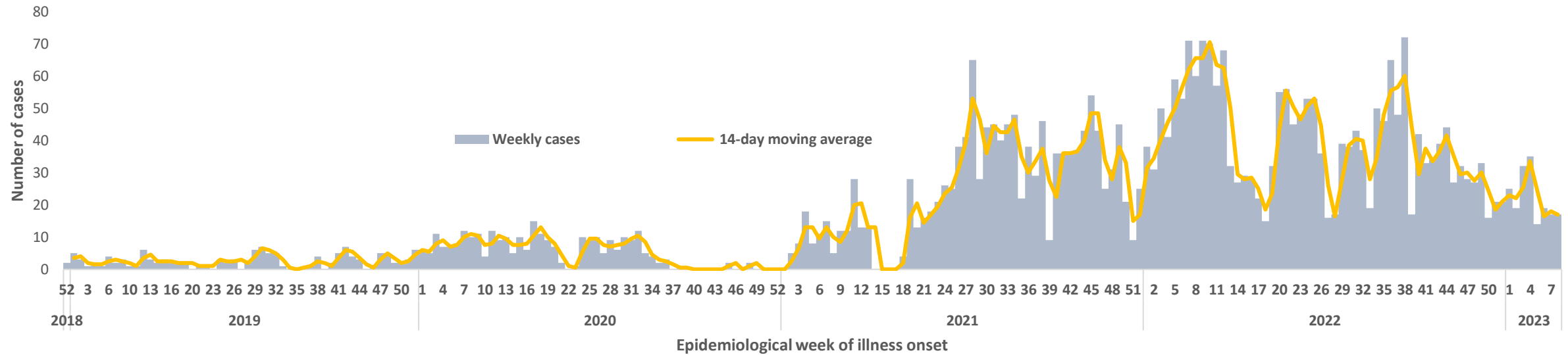
0 100 200 km

EVENT-BASED SURVEILLANCE



Alert management including detection; reporting; verification; risk assessment; & risk characterization

Hepatitis E Virus [HEV] cases in Bentiu IDP camp, wk 1, 2019 to wk 08, 2023



Descriptive epidemiology

- The persistent transmission of HEV in the Bentiu IDP camp continues with 3,975 cases since the beginning of 2019
- 17 new cases reported in week 8, 2023. Total of 3, 975 cases including 27 deaths have been reported since the onset of the outbreak.
- All the cases have been managed as outpatient cases except for seven cases that were admitted in 2020
- No death was reported in 2022
- 47% are female and 53% are male. Within the IDP camp, the sector-specific attack rates for HEV disease are highest in sectors 3 and 5.


HEV response update

1. Biweekly coordination forum comprising health, WASH, and other clusters
2. Surveillance enhanced through the provision of refresher training, distribution of case definition, and other reporting tools
3. Weekly analytics of the outbreak data to monitor trends and inform decision making
4. Case management for symptomatic cases provided by the PHCCs; severe cases are referred to MSP PoC Hospital
5. The HEV vaccination campaign was conducted in Bentiu IDP Camp; the first round with a coverage of 91% and the second round with a coverage of 82% among those aged 16-40 years (incl. pregnant women).
6. Risk communication and awareness are enhanced through household health promoters/hygiene promoters; radio talk shows and messaging. Cholera and HEV messages were disseminated.
7. Enhanced access to safe drinking water, sanitation facilities such as latrines, mass clean-up campaigns, regular water quality testing, and monitoring

HEV response challenges

1. Lack of long-term investment to improve the WASH situation in the camp
2. Lack of meaningful behavioral changes among the population
3. Frequent population movements between the IDP and host communities; the host community was not vaccinated
4. Floods have worsened the WASH situation in the camp

COVID-19 UPDATES

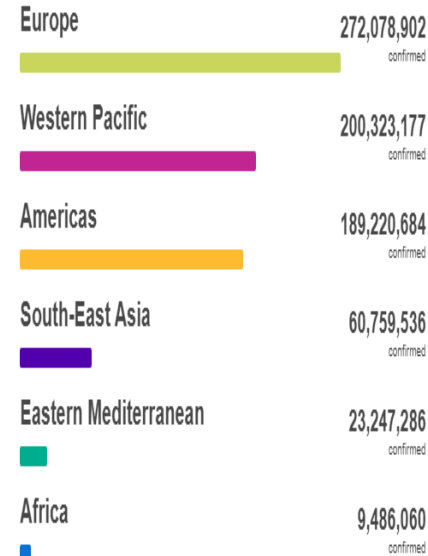




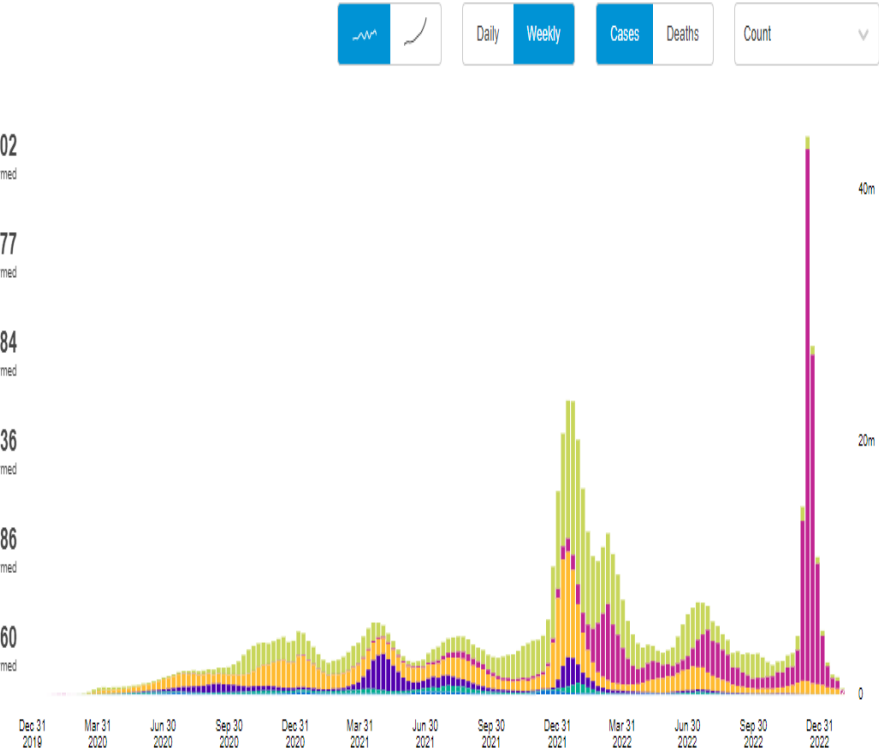
Situation update as of 17 February 2023

- **Globally**, as of 17 February 2023, there have been **756,581,850** confirmed cases of COVID-19, including **6,844,267** deaths, reported to WHO. As of 13 February 2023, a total of **13,195,832,385** vaccine doses have been administered.
- **In Africa**, as of **20 January 2023** there have been **9,491,684** confirmed cases of COVID-19, including **175,284** deaths reported to the WHO
- **In South Sudan**, from 3 January 2020 to 8:47pm CET, 17 February 2023, there have been **18,368** confirmed cases of COVID-19 with **138** deaths, reported to WHO. As of 28 January 2023, a total of **2,345,851** vaccine doses have been administered..
- **Second round of the COVAX campaign has been launched** and the campaign is ongoing in most counties to cover the remaining 72 counties

Situation by WHO Region



Source: World Health Organization
 Data may be incomplete for the current day or week.



WHO: <https://www.who.int/health-topics/coronavirus>



**OVERALL
HUMANITARIAN CRISIS
OVERVIEW**

Ongoing Humanitarian Crisis as of January 2023



- South Sudan continues to face multiple emergencies that are eroding communities' coping capacities and increasing humanitarian needs in the country in 2023.
- According to the Humanitarian Response Plan 2023, it is estimated that 9.4 million people including 2.2 million women, 4.9 million children, and 337,000 refugees, are projected to need humanitarian assistance and protection services in 2023.
- Communities faced critical needs in January 2023 owing to the impact of multiple emergencies such as recurring subnational violence, food insecurity, flooding, inaccessibility, and public health emergencies.
- Floodwater levels although receding remained high in Bentiu and Rubkona towns in Unity, and multiple locations in Jonglei and Upper Nile impeding livelihood activities, exposing people to waterborne diseases, and disrupting the provision of basic services.
- Although projected to improve marginally during December 2022-March 2023, the food insecurity situation is projected to worsen during the lean season, April-July 2023, as some 7.8 million people (63% of the population) will likely face Crisis (IPC Phase 3) or worse acute food insecurity, with 43 000 people likely to be in Catastrophe (IPC Phase 5) acute food insecurity in Akobo, Canal/Pigi and Fangak counties of Jonglei State; and Leer and Mayendit counties of Unity State.
- Further, hostilities erupted in several parts of the country in December 2022 and January 2023. The violence between communities in Greater Pibor Administrative Area displaced 17000 people to Pibor while the clashes between cattle keepers and host communities displaced 5000 in Mangala in Juba and 2500 people in Kajo Keji County. Nineteen people were killed during the violence clashes in Kajo Keji County.



**OVERALL
CONCLUSIONS AND
RECOMMENDATIONS**

Conclusions



- In week **08, 2023**, the IDSR reporting timeliness and completeness were **81%** and **92%** respectively and timeliness and completeness for EWARNS sites were at **86%** and **96%** respectively
- Of the 87 alerts reported in week **08, 2023**; the majority were for, **Acute watery diarrhea (25)**, **malaria (19)** and **measles (13)**,
- Measles outbreaks confirmed in **28 counties** since the beginning of the year 2022 to week 07 2023. with the latest counties to confirm outbreak are Mvolo, Mundri East, Pariang, Awerial, and Rumbek Centre
- Reactive measles vaccination campaigns were conducted in 19 counties (16 counties in 2022, 3 in 2023), with **770,581** children vaccinated in 2022 and **87 693** children in 2023
- The persistent transmission of HEV in the Bentiu IDP camp continues with **3,975** cases since the beginning of 2019 and **17 cases** reported in week **08** of 2023.
- Other Emergencies include Intercommunal fighting, food insecurity, and floods in some counties in **Unity, Upper Nile, and Jonglei** states.

Recommendations



- Partners to continue supporting County Health Departments (CHD) & State Ministries of Health on timely IDSR/EWARN reporting and involve the boma health workers to support community-based surveillance
- Health facilities to conduct an initial investigation on suspected cases of epidemic-prone diseases and collect samples
- Conduct reactive measles vaccination campaign in counties with confirmed outbreaks and advocate for enhanced routine immunization through PIRI
- Continue with preparedness activities to strengthen surveillance at all levels including conducting after-action reviews and simulation exercises.
- Continue to support the multicluster HEV response strategy in the Bentiu IDP camp and advocate for depopulation of

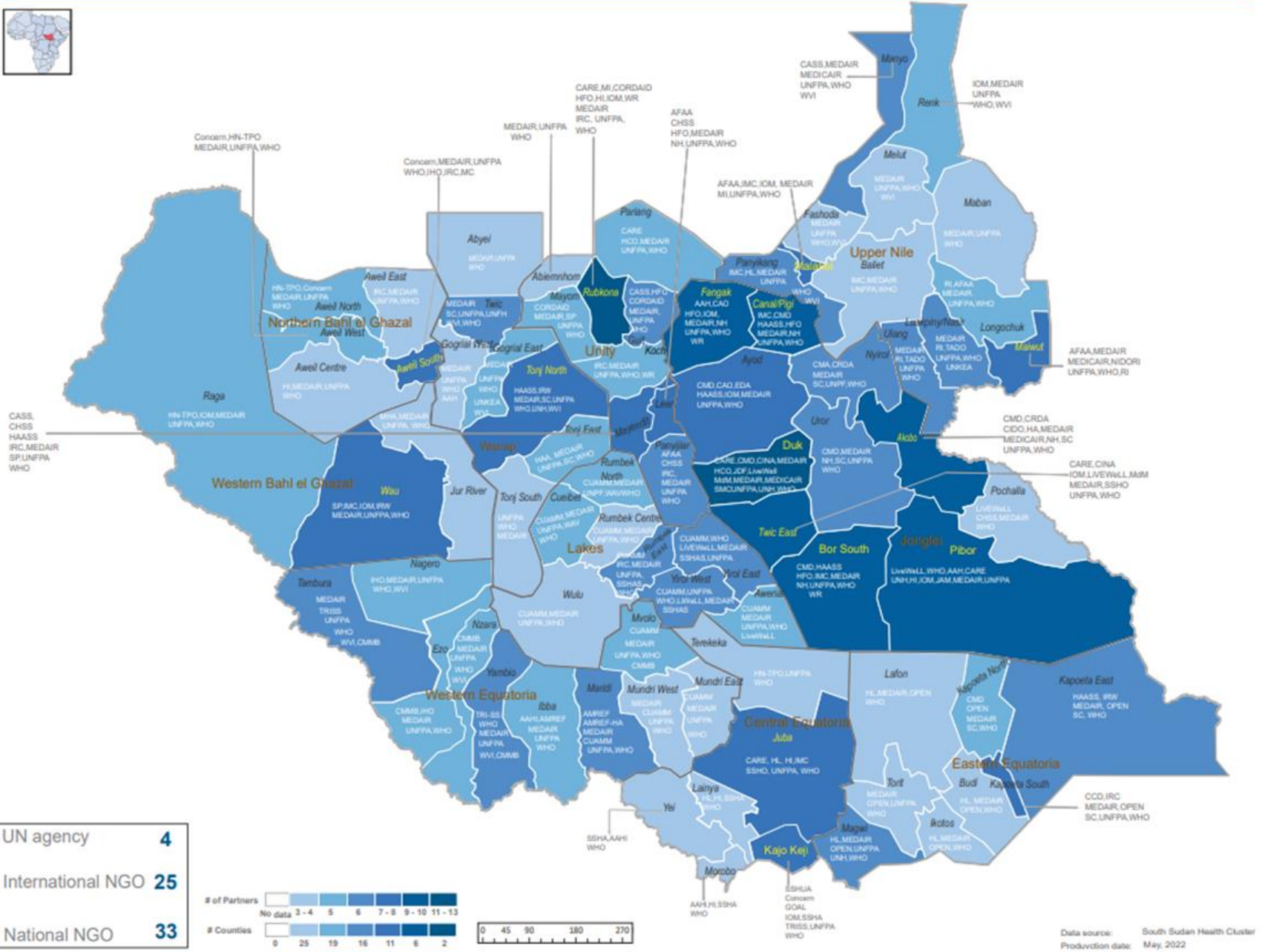


HSR timeliness & completeness performance at county level for week 08 and 07 of 2023 (2)



| STATE | COUNTY | Number of reporting sites | No. of HFs Reported on Time in WK 08 | Timeliness Percentage of WK 08 | No. of HFs Reported regardless of time in WK 08 | Completeness Percentage of WK 08 | No. of HFs Reported regardless of time in Wk 07 | Completeness Percentage of WK 07 | STATE | COUNTY | Number of reporting sites | No. of HFs Reported on Time in WK 08 | Timeliness Percentage of WK 08 | No. of HFs Reported regardless of time in WK 08 | Completeness Percentage of WK 08 | No. of HFs Reported regardless of time in WK 07 | Completeness Percentage of WK 07 |
|---------|---------------|---------------------------|--------------------------------------|--------------------------------|---|----------------------------------|---|----------------------------------|------------|----------------|---------------------------|--------------------------------------|--------------------------------|---|----------------------------------|---|----------------------------------|
| Jonglei | Bor | 19 | 19 | 100% | 19 | 100% | 19 | 100% | Warrap | Tonj East | 12 | 12 | 100% | 12 | 100% | 12 | 100% |
| Jonglei | Pochalla | 7 | 7 | 100% | 7 | 100% | 7 | 100% | Warrap | Tonj North | 15 | 15 | 100% | 15 | 100% | 15 | 100% |
| Jonglei | Twic East | 9 | 9 | 100% | 9 | 100% | 2 | 22% | Warrap | Tonj South | 12 | 12 | 100% | 12 | 100% | 12 | 100% |
| Jonglei | Duk | 13 | 13 | 100% | 13 | 100% | 13 | 100% | Upper Nile | Baliet | 4 | 4 | 100% | 4 | 100% | 4 | 100% |
| Jonglei | Uror | 1 | 1 | 100% | 1 | 100% | 1 | 100% | Upper Nile | Maban | 13 | 13 | 100% | 13 | 100% | 13 | 100% |
| EES | Magwi | 17 | 17 | 100% | 17 | 100% | 17 | 100% | Upper Nile | Manyo | 11 | 11 | 100% | 11 | 100% | 11 | 100% |
| EES | Budi | 17 | 17 | 100% | 17 | 100% | 17 | 100% | Upper Nile | Luakpiny Nasir | 10 | 10 | 100% | 10 | 100% | 9 | 90% |
| EES | Lopa Lafon | 15 | 15 | 100% | 15 | 100% | 15 | 100% | Upper Nile | Fashoda | 5 | 5 | 100% | 5 | 100% | 5 | 100% |
| EES | Torit | 11 | 11 | 100% | 11 | 100% | 11 | 100% | Upper Nile | Makal | 7 | 7 | 100% | 7 | 100% | 7 | 100% |
| EES | Kapoeta South | 9 | 9 | 100% | 9 | 100% | 9 | 100% | Upper Nile | Longechuk | 9 | 9 | 100% | 9 | 100% | 9 | 100% |
| EES | Kapoeta East | 7 | 7 | 100% | 7 | 100% | 6 | 86% | Upper Nile | Akoka | 5 | 5 | 100% | 5 | 100% | 5 | 100% |
| EES | Kapoeta North | 10 | 10 | 100% | 10 | 100% | 10 | 100% | Warrap | Gogrial West | 31 | 29 | 94% | 29 | 94% | 30 | 97% |
| EES | Ikotos | 19 | 18 | 95% | 18 | 95% | 19 | 100% | Warrap | Gogrial East | 15 | 13 | 87% | 13 | 87% | 15 | 100% |
| Jonglei | Canal Pigi | 14 | 10 | 71% | 10 | 71% | 9 | 64% | Upper Nile | Melut | 6 | 5 | 83% | 5 | 83% | 0 | 0% |
| Jonglei | Akobo | 15 | 10 | 67% | 10 | 67% | 10 | 67% | Upper Nile | Ulang | 10 | 8 | 80% | 8 | 80% | 8 | 80% |
| Jonglei | Pibor | 5 | 3 | 60% | 3 | 60% | 3 | 60% | Upper Nile | Maiwut | 12 | 9 | 75% | 9 | 75% | 9 | 75% |
| Jonglei | Nyirrol | 2 | 1 | 50% | 1 | 50% | 1 | 50% | Upper Nile | Panyikang | 3 | 2 | 67% | 2 | 67% | 2 | 67% |
| Jonglei | Fangak | 18 | 2 | 11% | 2 | 11% | 5 | 28% | Warrap | Twic | 28 | 16 | 57% | 16 | 57% | 25 | 89% |
| Jonglei | Ayod | 13 | 0 | 0% | 0 | 0% | 0 | 0% | Warrap | Abyei | 14 | 6 | 43% | 6 | 43% | 14 | 100% |
| | | | | | | | | | Upper Nile | Renk | 6 | 0 | 0% | 0 | 0% | 0 | 0% |

South Sudan Health Cluster HRP Partners 2022



Thanks to the State Surveillance Officers, County Surveillance Officers and Health Facility in-charges for sharing the weekly IDSR data

Thanks to all partners for supporting IDSR weekly reporting and sharing the line lists

To access the IDSR bulletins for 2022 use the link below:

<https://www.afro.who.int/publications/south-sudan-weekly-disease-surveillance-bulletin-2023>

**This bulletin is produced by the
Ministry of Health with Technical
support from WHO**

For more help and support,
please contact:

Dr Joseph Lasu Hickson
Director, Emergency Preparedness and
Response
Ministry of Health
Republic of South Sudan
Telephone: +211921395440
Email: josh2013.lasu@gmail.com

Dr. John Rumunu
Director General Preventive Health Services
Ministry of Health
Republic of South Sudan
Telephone: +211924767490
Email: ori.moiga@gmail.com

IDSR Bulletin Editorial Team

- 1.Mr. Ajak Ater, MoH - Email: ajakater014@gmail.com
- 2.Mrs. Sheila Baya, WHO- Email: bayas@who.int
- 3.Mr. Robert Lasu Martin, WHO -Email: lasur@who.int
- 4.Mrs. Rose Dagama , WHO - Email: dagamaa@who.int
- 5.Dr. Abraham Adut, WHO- Email: abenegoa@who.int
- 6.Dr. Tony Wurda, WHO-Email wurdatt@who.int
- 7.Dr Antonio Oke, WHO -Email okea@who.int
- 8.Dr Aggrey Bategereza, WHO -Email bategerezaa@who.int

Notes

WHO and the Ministry of Health gratefully acknowledge the surveillance officers [at state, county, and health facility levels], health cluster and health pooled fund (HPF) partners who have reported the data used in this bulletin. We would also like to thank ECHO, USAID and World Bank for providing financial support.

The data has been collected with support from the EWARS project. This is an initiative to strengthen early warning, alert and response in emergencies. It includes an online, desktop and mobile application that can be rapidly configured and deployed in the field. It is designed with frontline users in mind, and built to work in difficult and remote operating environments. This bulletin has been automatically published from the EWARS application.

More information can be found at <http://ewars-project.org>

