



**South Sudan
Ministry of Health**

**Integrated Disease surveillance
and response (IDSR)**



**World Health
Organization**
South Sudan

**Epidemiological Bulletin Week 23, 2023
(4 June 11 June)**



Major epidemiological highlights in week 23 of 2023

- In week 23, 2023, the IDSR reporting timeliness and completeness were **83%** and **89%** respectively and timeliness and completeness for EWARN sites were at **84%** and **85%** respectively
- A total of 97 alerts were triggered in week 23, 2023 most of the alerts were for AWD (20), measles(16), malaria(18), ARI (18), and bloody diarrhea (17) alerts
- Measles outbreak cases continue to be reported in South Sudan with 6227 cases reported from January 2022 to week 23 2024, countrywide follow-up measles campaign concluded with 92% coverage
- Measles outbreak in Renk County, as **four out of the seven samples** tested positive for measles IgM in between weeks 20-22
- As of June 20, 2023, a total of **122,580 individuals and 26,191 households** have arrived in South Sudan through 15 PoEs with a majority (90%) entering through Joda to Renk

SURVEILLANCE PERFORMANCE



For the Integrated Disease Surveillance (IDSR)
network and Early warning alert and response
network (EWARN)



IDSR timeliness performance at State level for week 23 & 22 of 2023



Timeliness States Ranking	States	Number of reporting sites	No. of HFs Reported on Time in WK 23	Timeliness Percentage of WK 23	No. of HFs Reported on Time in WK 22	Timeliness Percentage of WK 22
1st	WES	217	217	100%	216	100%
2nd	CES	128	125	98%	120	94%
3rd	Lakes	113	105	93%	113	100%
4th	Warrap	127	108	85%	103	81%
5th	NBGZ	89	74	83%	77	87%
6th	Unity	97	76	78%	64	66%
7th	EES	105	74	70%	84	80%
8th	Jonglei	129	89	69%	90	70%
9th	WBGZ	78	51	65%	64	82%
10th	Upper Nile	113	71	63%	67	59%
	South Sudan	1196	990	83%	998	83%

KEY

	<60%	Poor
	61%-79%	Fair
	80%-99%	Good
	100%	Excellent

The Timeliness of IDSR Reporting (Supported by EWARS Web and Mobile) at health facility level in week 23 stands at 83% as well as in week 22 and 5 states are above the National target of 80% .

Reporting Challenges in the poorly performed States are; insecurity, internet inaccessible; Turnover of Partners.



IDSR Completeness performance at State level for week 23 & 22 of 2023



Completeness States Ranking	States	Number of reporting sites	No. of HFs Reported regardless of time in WK 23	Completeness Percentage of WK 23	No. of HFs Reported regardless of time in WK 22	Completeness Percentage of WK 22
1st	WES	217	217	100%	217	100%
2nd	CES	128	125	98%	120	94%
3rd	Lakes	114	109	96%	113	99%
4th	NBGZ	89	83	93%	84	94%
5th	Warrap	127	110	87%	109	86%
6th	Unity	101	87	86%	81	80%
7th	EES	105	86	82%	100	95%
8th	WBGZ	80	64	80%	68	85%
9th	Upper Nile	121	95	79%	99	82%
10th	Jonglei	129	101	78%	108	84%
	South Sudan	1211	1077	89%	1099	91%

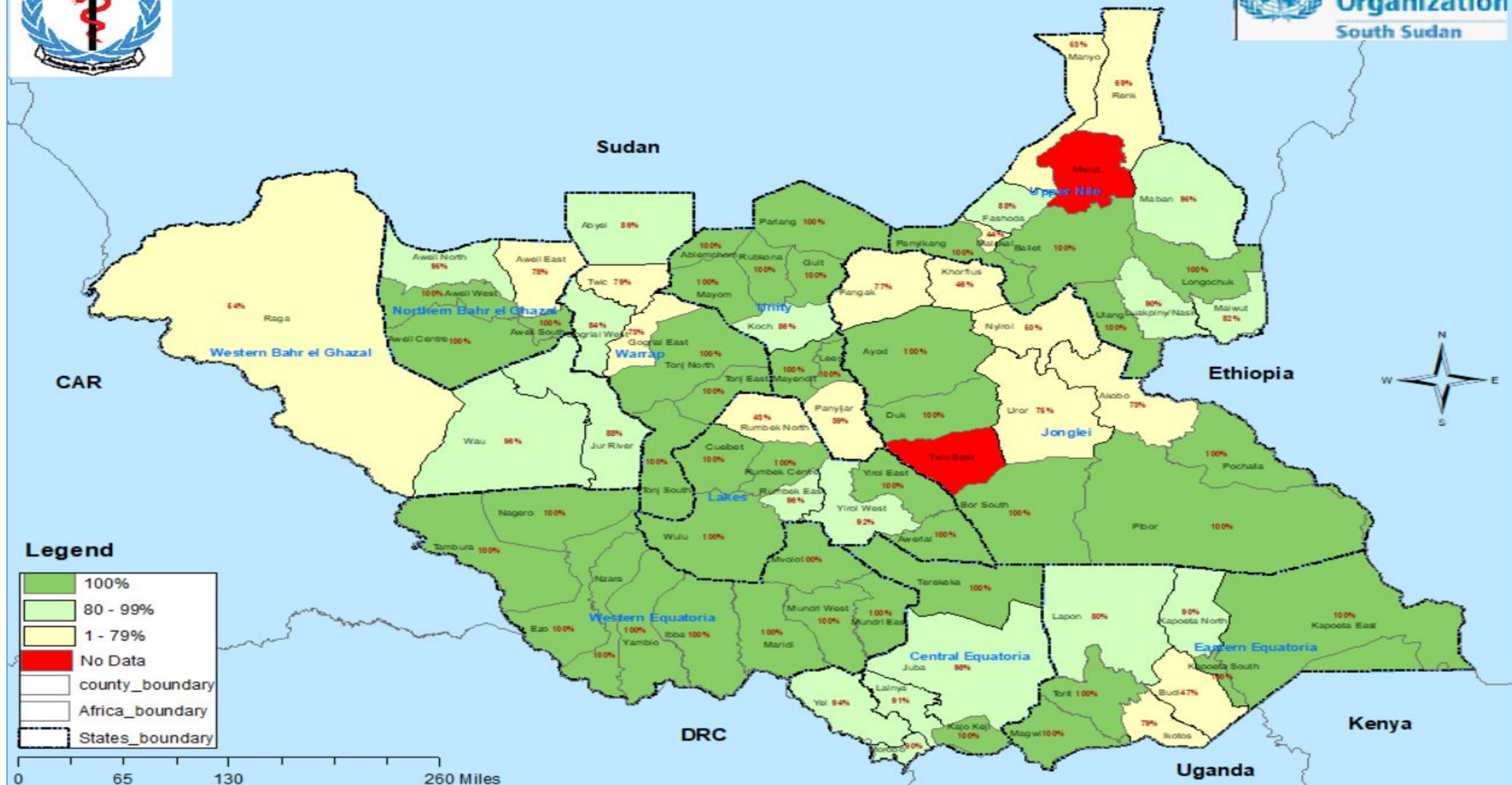
KEY

	<60%	Poor
	61%-79%	Fair
	80%-99%	Good
	100%	Excellent

The Completeness of IDSR Reporting (Supported by EWARS Web and Mobile) at health facility level in week 23 stands at 89% while in week 22 it was at 91% and 8 states are above the national target of 80%.

Reporting Challenges in the poorly performed States includes; insecurity; internet inaccessible; Turnover of Partners, Floods.

Percentage of IDSR reporting completeness by county in week 23, 2023.



Legend

- 100%
- 80 - 99%
- 1 - 79%
- No Data
- county_boundary
- Africa_boundary
- States_boundary

Disclaimer: The boundaries and names shown and the designations used on this map do not imply the expression of any opinion whatsoever on the part of the World Health Organization concerning the legal status of any country, territory, city or area or of its authorities, or concerning the delimitation of its frontiers or boundaries.



Surveillance: EWARS Timeliness performance indicator by partner for week 23 and 22 of 2023

Partner	HFs	Reporting	Performance		
PARTER	Number of reporting sites	# of reports received on Time in Week 23	Timeliness of Week 23	# of reports received on Time in Week 22	Timeliness of Week 22
Medair	2	2	100%	2	100%
CIDO	1	1	100%	1	100%
Medicaire	5	5	100%	5	100%
SSHCO	1	1	100%	1	100%
AFAA	1	1	100%	1	100%
IRC	1	1	100%	1	100%
Islamic Relief	5	5	100%	5	100%
SCI	2	2	100%	2	100%
MSF-H	4	4	100%	3	75%
ForAfrika	13	13	100%	9	69%
SMC	6	6	100%	4	67%
TRI-SS	2	2	100%	1	50%
UNIDOR	2	2	100%	1	50%
HFO	10	9	90%	6	60%
IOM	10	9	90%	6	60%
IMC	22	16	73%	21	95%
MSF-E	6	4	67%	4	67%
SP	8	4	50%	4	50%
World Relief	3	0	0%	3	100%
TOTAL	104	87	84%	80	77%

The Timeliness of EWARS in partners' supported sites stands at 84% in week 23 while in week 22 it was at 77%



Surveillance: EWARS completeness performance indicator by partner for weeks 23 and 22 of 2023

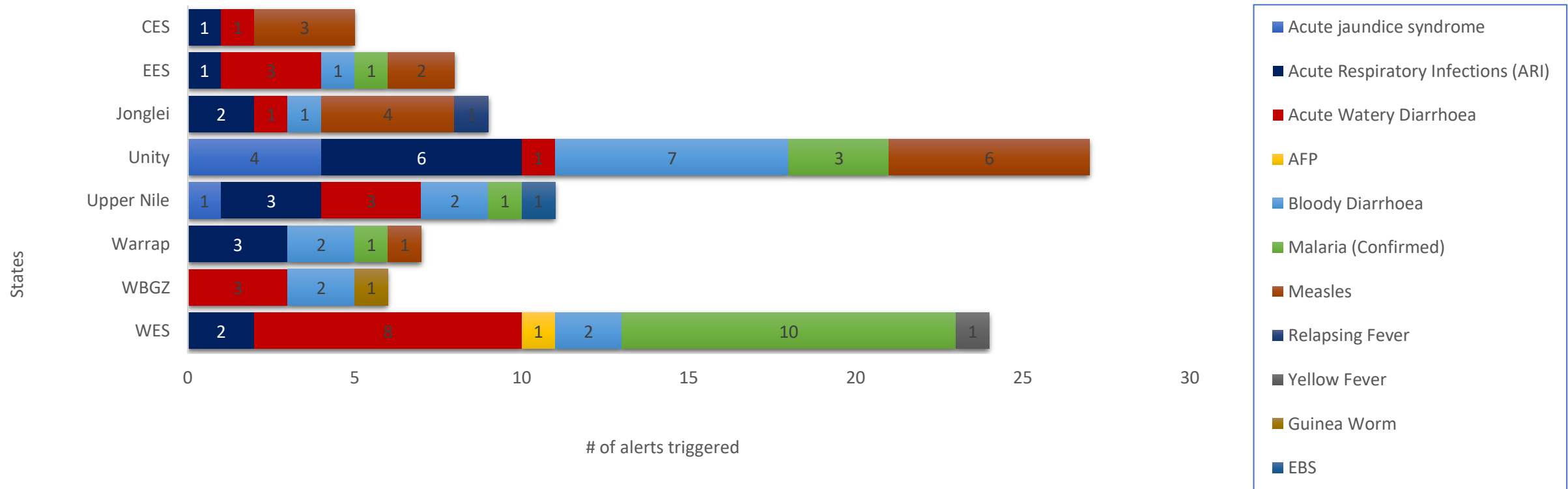


Partner	HFs	Reporting	Performance		
PARTER	Number of reporting sites	# of reports received regardless of Time in Week 23	Completeness of Week 23	# of reports received regardless of Time in Week 22	Completeness of Week 22
SSHCO	1	1	100%	1	100%
IRC	1	1	100%	1	100%
Islamic Relief	5	5	100%	5	100%
CIDO	1	1	100%	1	100%
Medair	2	2	100%	2	100%
ForAfrika	13	13	100%	13	100%
Medicaire	5	5	100%	5	100%
MSF-H	4	4	100%	4	100%
SCI	2	2	100%	2	100%
AFAA	13	13	100%	12	92%
SMC	6	6	100%	4	67%
TRI-SS	2	2	100%	1	50%
UNIDOR	2	2	100%	1	50%
HFO	10	9	90%	10	100%
IOM	10	9	90%	9	90%
IMC	22	16	73%	21	95%
MSF-E	6	4	67%	5	83%
SP	8	4	50%	4	50%
World Relief	3	0	0%	3	100%
TOTAL	116	99	85%	104	90%

The Completeness of EWARS in partners' supported sites stands at 85% in week 23 while in week 22 it was at 90% .



Alert by disease and States in week 23 of 2023 [a total of events specific alerts generated by state



This week a total of 97 Alerts were triggered of which 45 are from outbreak prone diseases as Per the break-down below

- 20 AWD alerts: these alerts were triggered from the following States, CES (1), EES (4), Jonglei (1), Unity (1), Lakes(4), Upper Nile (3), WBGZ(3), WES(14)
- 16 Measles alert: these alerts were triggered from the following States, CES(3), EES (2), Jonglei (4), Lakes (4), Unity(6), Upper Nile (1), Warrap(1), WES(1)
- 5 AJS alert: these were from MSF-H Leer PHCC, MSF-H Bentiu IDP Hospital, Rubkona Military Hospital and Kodok Hospital and Nyandoung PHCU
- 1 AFP alert from Kuro PHCU in Nagero County
- 1 EBS alert from Renk Civil Hospital of more than 5 suspected cases of measles
- 1 Yellow Fever alert: CIDO Health Mobile Clinic in Akobo County
- 1 relapsing fever alert: in Nanzinga PHCU of Ezo County

INDICATOR-BASED SURVEILLANCE



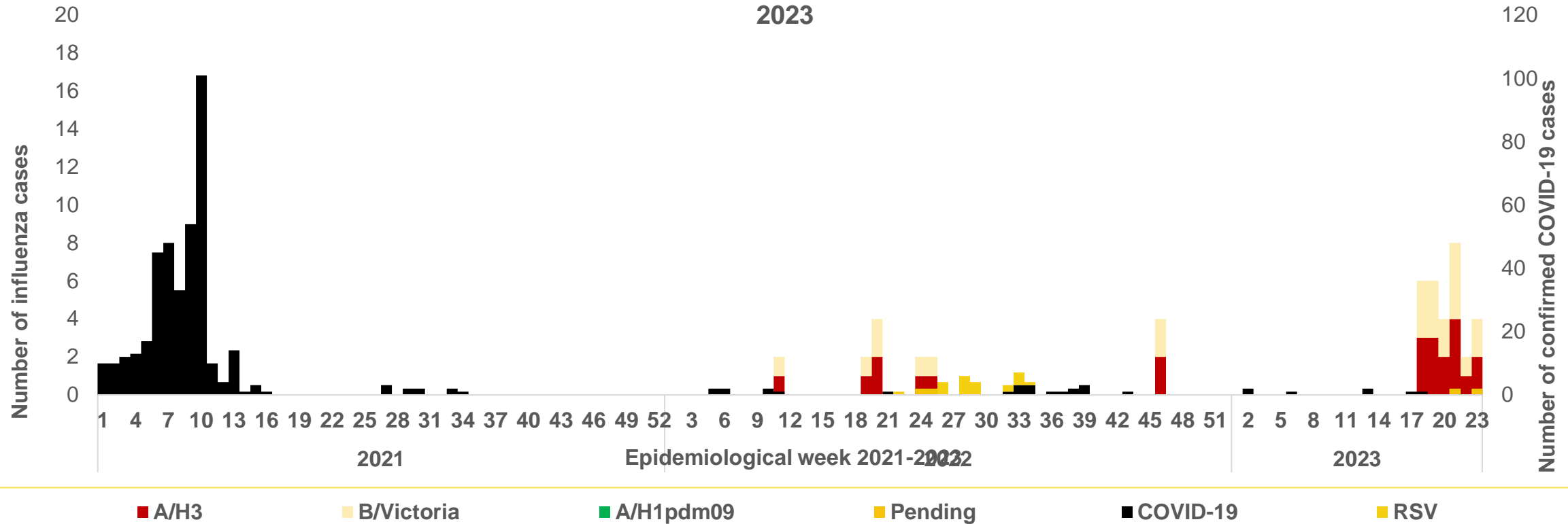
Alert management including detection; reporting; verification;
risk assessment; & risk characterization

Influenza sentinel Surveillance updates



Routine Sentinel Surveillance | Human Influenza & other Respiratory Pathogens

Confirmed Influenza ,COVID-19 and RSV cases from sentinel sites in Juba, week 1, 2021 to week 23, 2023



- There are currently Four designated Influenza sentinel surveillance sites in Juba (Juba Teaching Hospital and Al Sabah Children’s Hospital Rumbek State Hospital & Juba Military Hospital) that are collecting epidemiological data and samples from ILI/SARI cases.
- By the end of week 52,2022; a total of 594 ILI/SARI samples were collected,529 samples tested negative, and Cumulatively, 21 tested positive for covid-19,8 positive for Influenza B (Victoria), and 6 were positive for influenza A(H3).26 RSV was confirmed in Week 52
- From weeks 1-23 2023, a total of 285 ILI/SARI were collected all 261 tested negative,6 positives for Covid-19, (14)Influenza types A (H3), B (Victoria), and 6 for RSV in weeks 23,2023



**ACTIVE OUTBREAKS AND
PUBLIC HEALTH EVENTS**

ACTIVE OUTBREAKS AND PUBLIC HEALTH EVENTS

MEASLES ` UPDATES



Measles Outbreak Highlights



6,227

Suspected cases

4,137

(392 LC) in 2022

2,090

(228 LC) in 2023

59

Deaths Since Jan 2022

0.1%

CRF

68 counties across all 10 States have reported at least one suspected measles case.

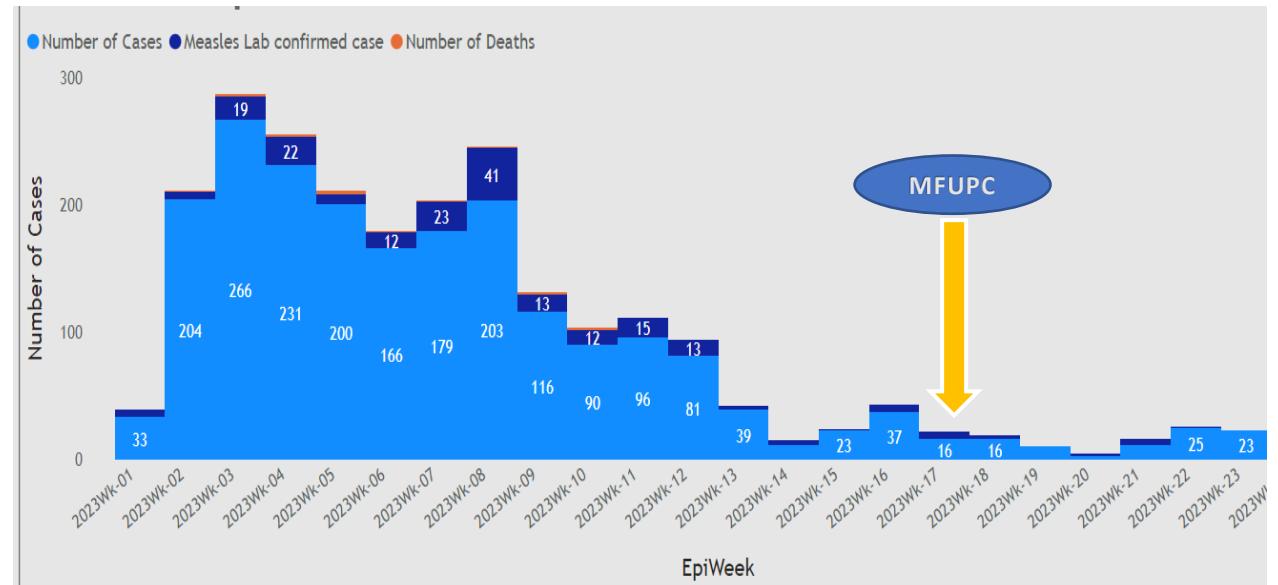
Reactive vaccination campaigns have been conducted in 22 counties, with 984,5394 children vaccinated

Twenty-three (23) newly suspected cases this week

No laboratory confirmed case has been reported in week 23

- Positive results from twenty (20) samples tested in week 22 as follows: Duk 1, Blue Nile State (Kurumuk-Sudan) 1, Leer 1, Renk 3, Jur river 1 and Abyei (case from Sudan) 1
- Three (3) positive rubella cases from Yambio 2 and Kurumuk 1
- Two nasopharyngeal/throat swab received from Malakal pending sequencing

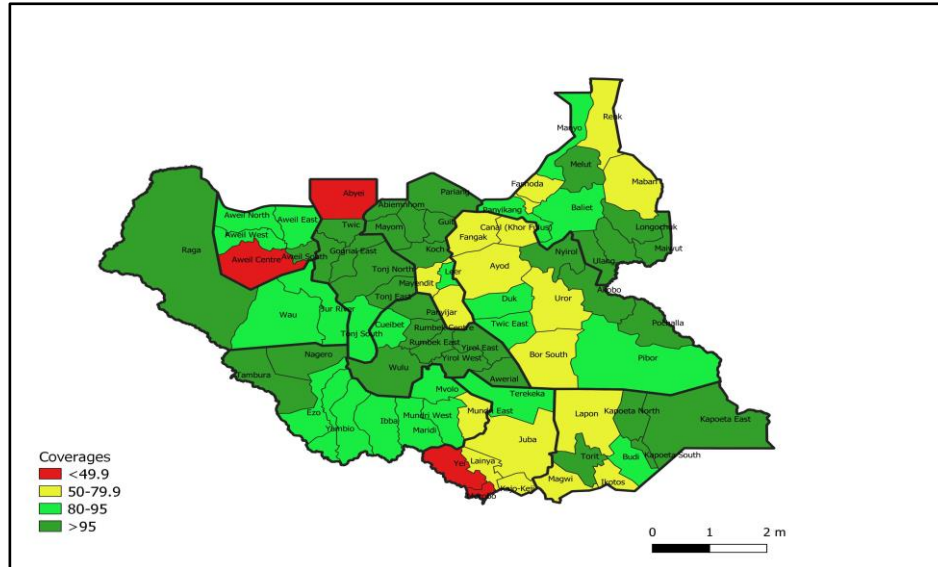
Epidemic curve of measles cases in South Sudan 2023



COUNTY	# CONFIRMED	UNDER 5 YEARS	ABOVE 5 YEARS	# VACCINATED
Renk	4 (week 20-22)	4	0	2
Kurumuk (BNS-Sudan)	4 (week 18-20)	3	1	0
Ulang	2 (week 20)	0	2	0
Duk	1 (week 21)	0	0	0
Abyei	1 (week 17) Returnee	0	1	0
Leer	1 (week 21)	1	0	0



Map of Measles vaccination coverage by county



Admin Level	Coverage				Total
	≥ 95%	80% to 94.9%	50 to 79.9%	< 50%	
# of states	3	6	1	0	10
# of Admin area	2			1	3
# of Counties	34	24	18	4	80

Summary of result

- Measles vaccine: **2,383,771 (92%)** of target children
- Vitamin A supplemented to **1,549,014 (60%)**
- More than **1,214,564 (47%)** children screened for MUAC
- Deworming was conducted in few counties due to lack of supply and 58,274 children received Albendazole
- PIRI conducted in three states (CES, EES and WES) targeting missed and unreached children in 24 counties

Antigen	Target (Jan to March)	Children Vaccinated (0-23 months)			Coverage from the 1st quarter target*
		0-11 months	12-23 months	Total vaccinated	
BCG	41271	12508	0	12508	30.3
IPV1	41271	14685	2986	17671	35.6
IPV2	41271	7888	1389	9277	19.1
Penta3	41271	17935	3120	21055	43.5

PIRI performance for children 0 to 23 months

TD vaccine	Status of Women	Target (Jan to March)	# Vaccinated	Coverage from the 1st quarter target
TD1	Pregnant	64329	6826	10.6
	Non-Pregnant	287175	12753	4.4
TD2+	Pregnant	64329	8417	13.1
	Non-Pregnant	287175	11835	4.1



INTEGRATED MFUP CAMPAIGN- APRIL /May 2023



Measles Integrated National campaign

Data cleaning in progress, updates may be delayed... please try again later for latest information

Date

Y Q M W D
Month

Apr 2023 - ...

Apr

May

National Readiness

State Readiness

County Readiness

Measles

MUAC

Vit A

Deworming

PIRI

DATA LAST REFRESH

5 June 2023 14:35:36

Synopsis

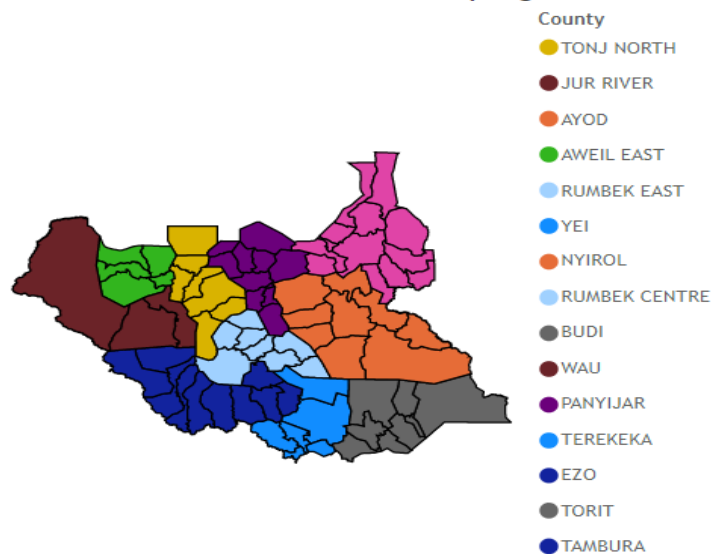
Children vaccinated by age and location

Reporting dates & facility feedback

0-49.9% 50-79.9% 80-100% >100%



Counties started National Campaign

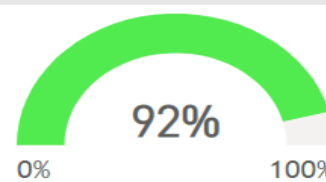


2,383,771

Total children 6-59 months vaccinated

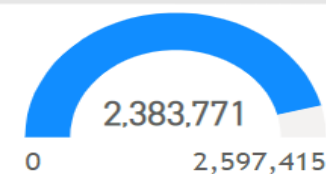
80

Counties Implementing



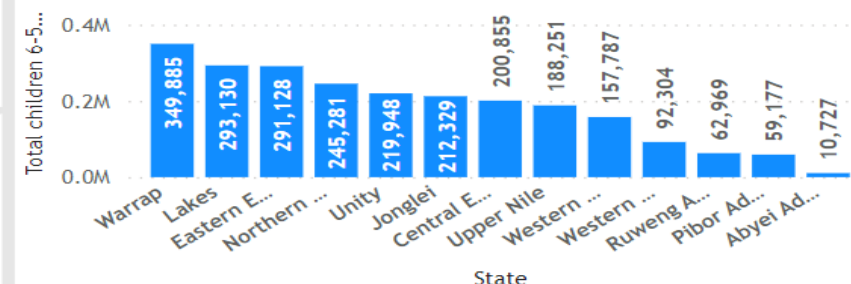
92%

0% 100%



Country	Number of facilities reporting	Total children 6-59 months vaccinated	Measles Target Population (19%)	Measles campaign coverage
South Sudan	959	2,383,771	2,597,415	92%
Warrap	70	349,885	310,262	113%
Lakes	89	293,130	263,343	111%
Eastern Equatoria	122	291,128	316,060	92%
Northern Bahr El Ghazal	75	245,281	293,884	83%
Unity	70	219,948	213,064	103%
Jonglei	67	212,329	250,540	85%
Total	959	2,383,771	2,597,415	92%

Total children 6-59 months vaccinated by State



Home

Population, Maps, Facility Functional...

Coverage Maps

Coverage Trends

Antigens by Age

Zero Dose

Vaccine Preventable Diseases

Supplementary Immunization Activities

Partners

Cold Chain

Human Resource

Page 1



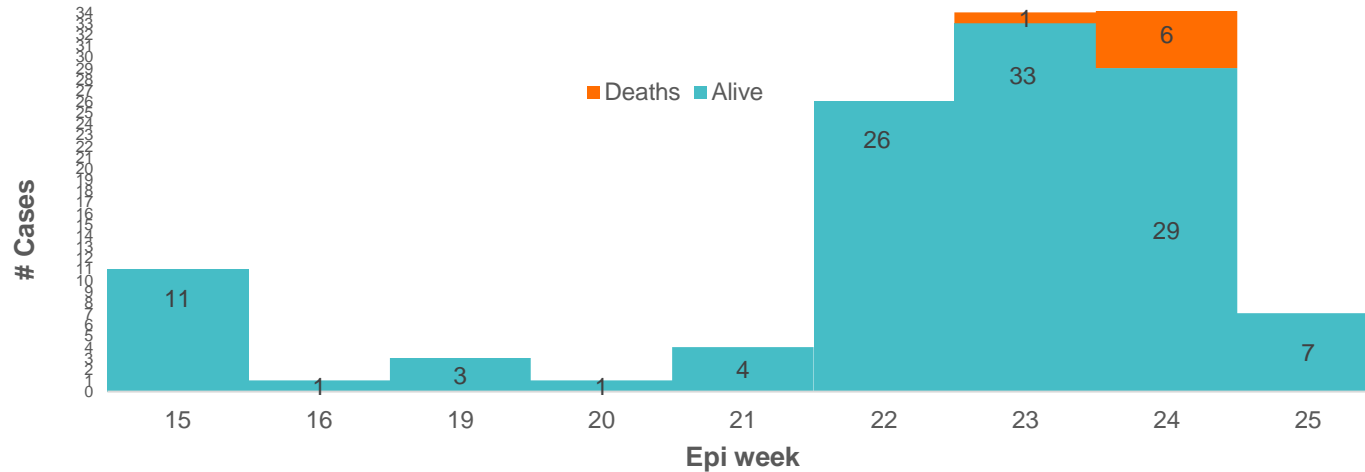
Current Priorities for Measles



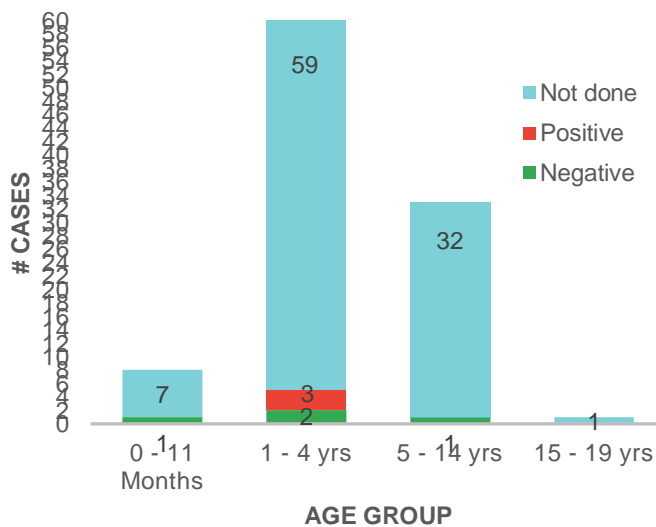
- Data cleaning ongoing, PCE to determine the quality of the campaign
- Areas of low coverage planned for a Mop Up Routine Immunization (MURI)
- Refugee Situation with cases already reported from the Blue Nile (Guideline issued on Immunization)to be addressed
- Plan to conduct a Mop up in Renk, for the entire county, with age range from 6 months to 15 years for Measles and 0 to 15 years for OPV,
- Targeted Vaccination
 - NBG (Wedwil Camp), Unity (Roriak Camp)
 - Age range from 6 months to 15 years for Measles and 0 to 15 years for OPV.
- Strengthen Routine Immunization with establishment of vac points within camps and at POE
- Pentavalent vaccine
- IPV Vaccine
- COVID
- Strengthen Surveillance activities, data, etc., to understand the campaign's impact on the outbreak.
- Plan for Response where breakthrough cases occur



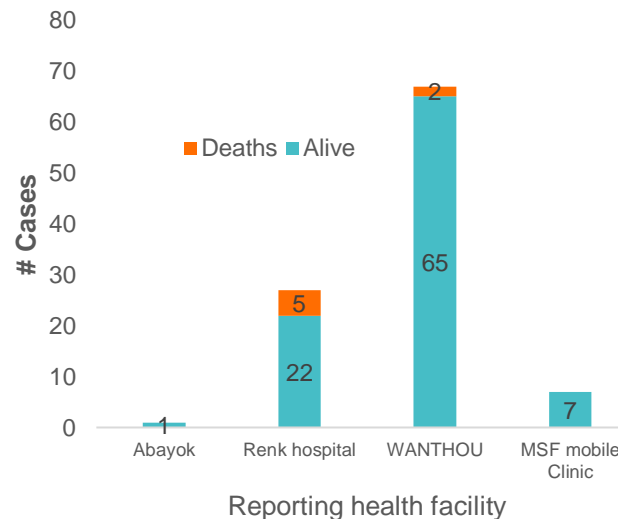
Epi curve for confirmed measles cases in Renk County as of 20th June 2023 by Epi week.



Confirmed measles cases in Renk County as of 16th June 2023 by Age group and vaccination status.



Confirmed measles cases in Renk County as of 16th June 2023 by reporting health facility and outcome.



Descriptive Epi

- Measles cases were first identified in week 15 and samples were collected in weeks 20-22 after investigation by the CHD
- Outbreak confirmed in Renk County after 4 samples tested positive for measles IgM**
- A total of 122 measles cases and 7 deaths (2 from Sudan side) have been line listed since the confirmation of the measles outbreak giving a **CFR of 5.7%**
- All cases were line-listed during active case search from four health facilities serving returnees in Renk county
- All the cases reported were presented with Fever, Red eye, and Skin Rash (88%) as the main signs & symptoms, cough accounted for 76%.
- Majority of the cases were reported from Wonthou IOM clinic (67) at the point of entry, the clinic serves both returnees and the population from Halagaya camp in Joda Sudan, then Renk hospital (27) and MSF (7)
- Critical cases are referred to Renk civil hospital for inpatient hospital
- Of the of the seven deaths reported two deaths were residents of Halagaya camp in Sudan who came to seek treatment in the Wanthou IOM PoE clinic in South Sudan.
- Majority of the cases were reported from children aged 1 – 4 years as this same age group also accounts for most of the cases recorded.
- Currently 7 cases of measles in the pediatric ward and two recoveries as of 18 June 2023
- Renk County completed the integrated measles, Vit A, MUAC, and deworming campaign on 18 May with a coverage of 69% for measles for children aged 6 to 59 months
- Rise up in could be attributed to low coverage and the influx of returnees due to Sudan including cross-border movement

Ongoing Response

- Case management in Renk Hospital is supported by CHD and Relief International however MSF is installing a new tent in the Renk Hospital to support the isolation of measles cases
- Daily active case search by WHO and CHD in health facilities
- WHO supported Case management training conducted on 13-15 June for 42 healthcare workers in Renk county
- Ongoing vaccination currently at the POE for all under-five children as a response to the Sudan crisis
- MoH /WHO and partners are planning a mop-up campaign in Renk starting on 26 June 2023



Capacity Building Activities:

- Orientation on EWARS conducted to enable M&Es and CSO to submit weekly IDSR reports and on database management;
- Orientation on Measles Line listing, Cholera line listing, Mortality line list, and Case-based reporting conducted;
- Measles, Cholera, Mortality Line lists and Case-based reporting forms shared with health partners;
- On Job training and support is ongoing to improve reporting.

Challenges:

- Poor reporting and Line Listing of Measles cases by implementing partners (cases referred before Line listed and therefore, tracing the cases become difficult);
- Limited Human resource capacity (M&E for Implementing and response partners). Some health partners do not have M&Es or Data clerks to compile the reports;
- Inadequate filing of patients' files in the hospitals makes retrieving files for the patients referred to the hospital from the clinics difficult.

Recommendations:

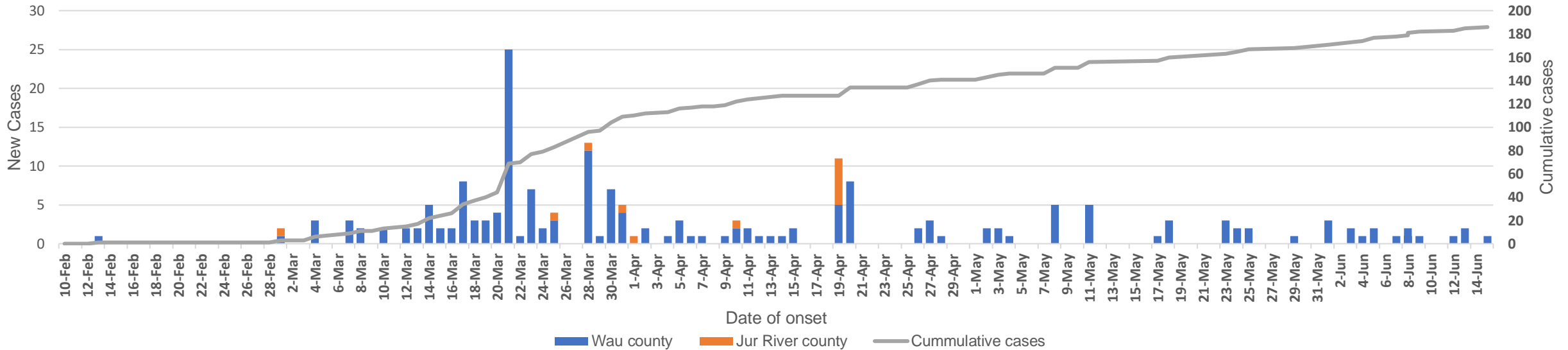
- All the health cluster team leads responding to the Sudan crisis in Renk to make sure all measles cases are Line Listed in all the health facilities they support;
- Conduct measles mop-up campaign with the inclusion of

ACTIVE OUTBREAKS AND PUBLIC HEALTH EVENTS

HEPATITIS E VIRUS - UPDATES

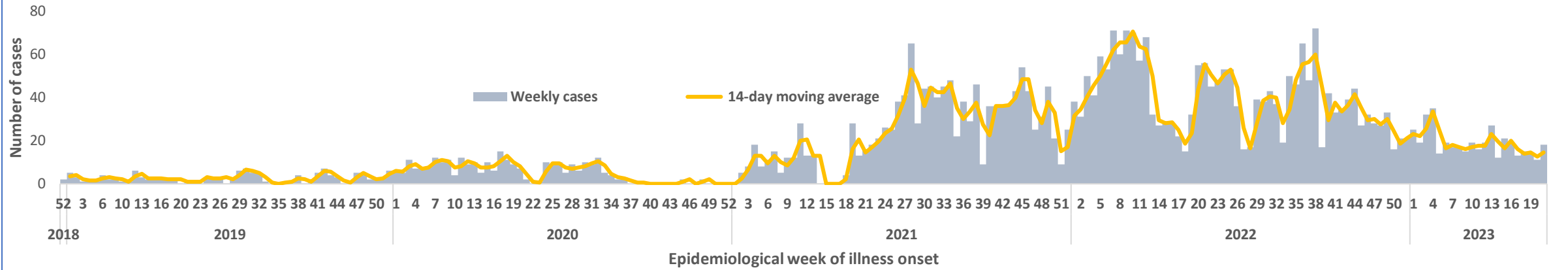


Cases of Hepatitis E in Wau and Jur river counties, 2023



- On March 22, 2023, the state Ministry of Health in Western Bahr el Ghazal state notified the Ministry of Health in Juba of clusters of cases and deaths in Wau.
- Cases presented with yellowing of eyes (Acute Jaundice Syndrome).
- State MOH and WHO conducted alert verification and collected samples for further investigations.
- On April 14, 2023, the national Ministry of Health declared an outbreak of Hepatitis E Virus (HEV) disease and subsequently activated the PHEOC to response mode and all response pillars
- Total of 185 HEV Cases including (7 death) CFR of 3.8% has been since the start of the outbreak
- Ten cases were reported during the reporting week 22.
- Most cases (185, 64 %)are males. The median age is 20 (range:2-71) years. Overall,
- Overall CFR= 4.3 % versus 9.8 % in females and 2.4 % in males.

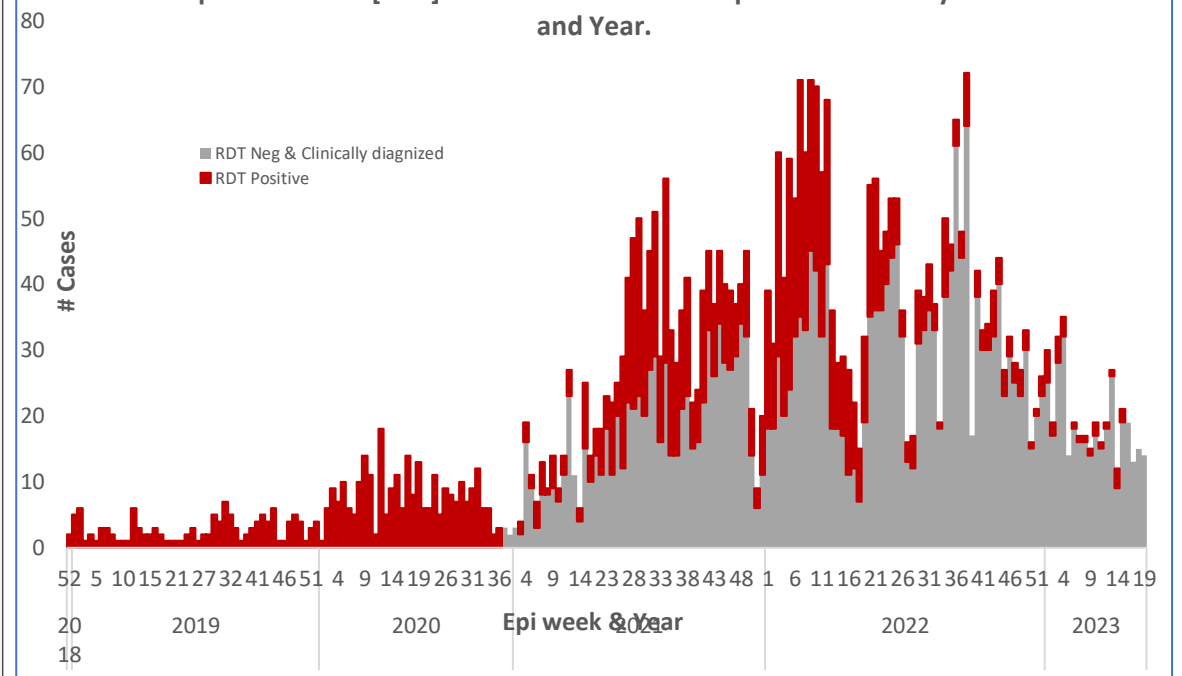
Hepatitis E Virus [HEV] cases in Bentiu IDP camp, wk 1, 2019 to wk 21, 2023



Descriptive Epi

- Cases of Acute Jaundice Syndrome (AJS) in the Bentiu IDP camp continue with an overall total of 4,165 cases since the beginning of 2019 to week 20 2023 with an overall of 27 deaths. CFR of 0.65%
- Of all the cases, reported, 1481 tested positive for Hepatitis E virus by Rapid Diagnostic Test.
- In 2023, of the 326 AJS cases reported, only 28 tested positive for Hepatitis E Virus by RDT.
- No new AJS cases reported in week 22 and no RDT positive for HEV reported in week 22 2023
- Of all the AJS cases reported in, 2023 only 105 were managed as inpatient cases and the rest were treated as outpatients
- 46% are female and 54% are male of all the AJS. 40% of all the cases are in the age-group 15-44 years followed by 24% in children ages 1-4 years

Hepatitis E Virus [HEV] cases in Bentiu IDP camp 2018 to 2023 by week and Year.




HEV response update

1. Biweekly coordination forum comprising health, WASH, and other clusters
2. Surveillance enhanced through the provision of refresher training, distribution of case definition, and other reporting tools
3. Weekly analytics of the outbreak data to monitor trends and inform decision making
4. Case management for symptomatic cases is provided by the PHCCs; severe cases are referred to MSP PoC Hospital
5. The HEV vaccination campaign was conducted in Bentiu IDP Camp; the first round with a coverage of 91% and the second round with a coverage of 82% among those aged 16-40 years (incl. pregnant women).
6. Risk communication and awareness are enhanced through household health promoters/hygiene promoters; radio talk shows and messaging. Cholera and HEV messages were disseminated.
7. Enhanced access to safe drinking water, sanitation facilities such as latrines, mass clean-up campaigns, regular water quality testing, and monitoring

HEV response challenges

1. Lack of long-term investment to improve the WASH situation in the camp
2. Lack of meaningful behavioral changes among the population
3. Frequent population movements between the IDP and host communities; the host community was not vaccinated
4. Floods have worsened the WASH situation in the camp

COVID-19 UPDATES





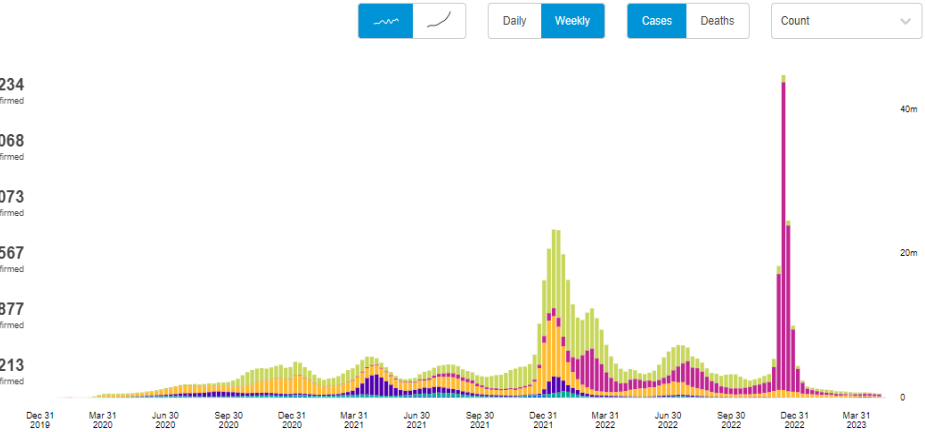
Situation update as of 14, June 2023

- Globally, as of 14 June 2023, there have been **767,984,989** confirmed cases of COVID-19, including **6,943,390** deaths, reported to WHO. As of 11 June 2023, a total of **13,397,153,690** vaccine doses have been administered.
- In Africa**, as of 31 May 2023 there have been **9,536,174** confirmed cases of COVID-19, including **175,381** deaths reported to the WHO
- In South Sudan, from **3 January 2020 to 14 June 2023**, there have been **18,368** confirmed cases of COVID-19 with **138** deaths, reported to WHO. As of **7 May 2023**, a total of **4,312,900** vaccine doses have been administered.

Situation by WHO Region

Europe	276,264,234 confirmed
Western Pacific	203,414,068 confirmed
Americas	192,718,073 confirmed
South-East Asia	61,143,567 confirmed
Eastern Mediterranean	23,369,877 confirmed
Africa	9,530,213 confirmed

Source: World Health Organization
Data may be incomplete for the current day or week.



WHO: <https://www.who.int/health-topics/coronavirus>



HUMANITARIAN RESPONSE

SUDAN CRISIS



Sudan Crisis Response in South Sudan Nationalities

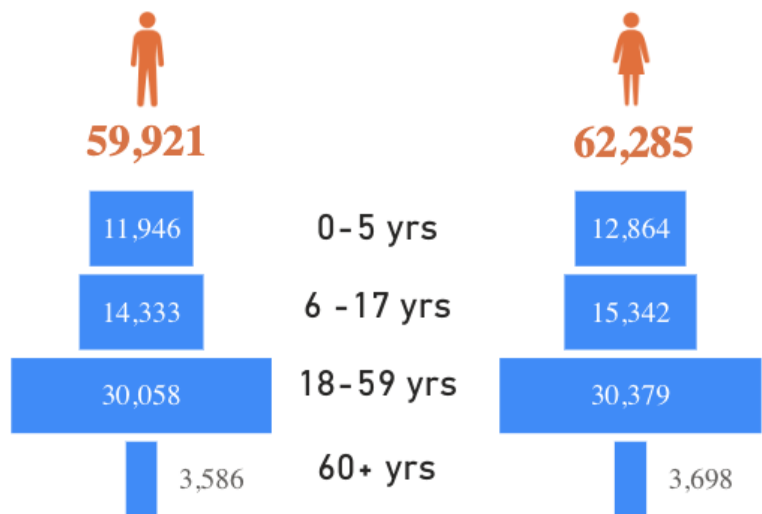


Key Figures

26,123 Households

122,206 Individuals

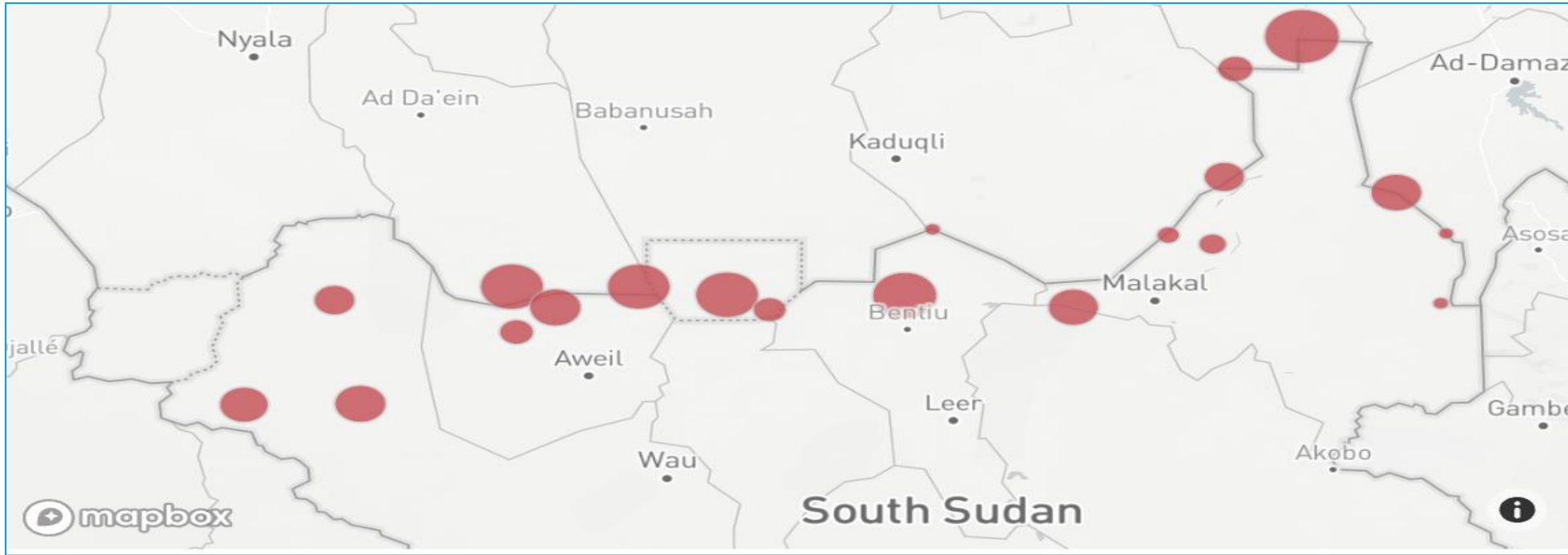
Sex and Age Breakdown



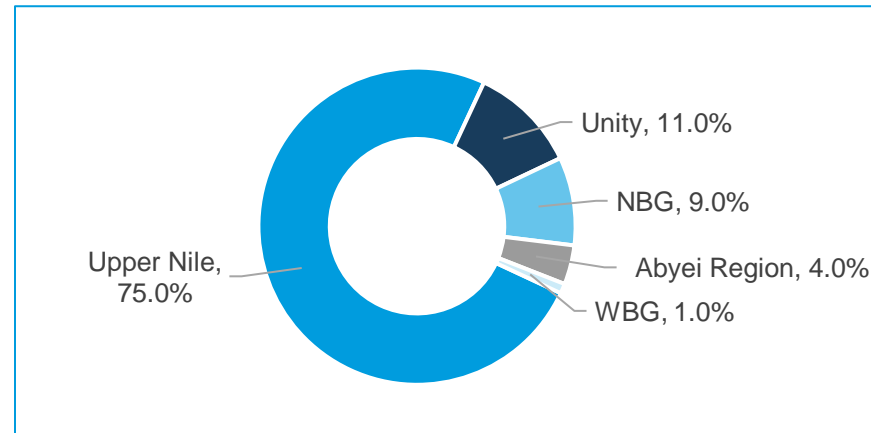
#	Nationality	No. of individuals	Percentage
1	South Sudan	112,625	92.160%
2	Sudan	5,939	4.860%
3	Eritrea	2,057	1.683%
4	Other	1,110	0.908%
5	Kenya	182	0.149%
6	Ethiopia	97	0.079%
7	Uganda	92	0.075%
8	Somalia	83	0.068%
9	Rwanda	4	0.003%
10	Tanzania	4	0.003%
11	Egypt	3	0.002%
12	DRC	3	0.002%
13	USA	2	0.002%
14	India	2	0.002%
15	Moroco	2	0.002%
16	Congo	1	0.001%
Total		122,206	100.000%



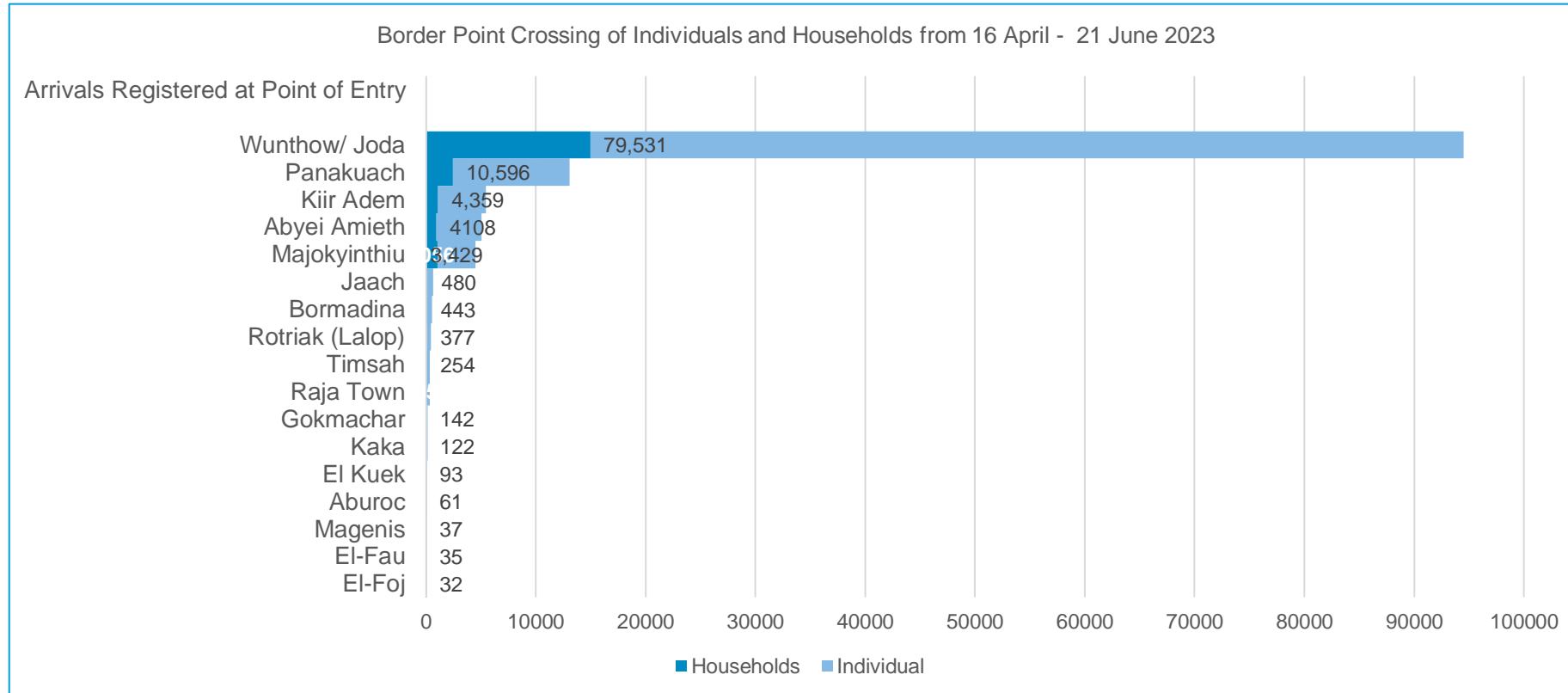
Border Points Reporting as of 21 June 2023



#	State	Household	Individual
1	Upper Nile	18,167	92,162
2	NBG	3,212	13,622
3	Unity	3,405	10,599
4	Abyei	1009	4510
5	WBG	330	1,313
Total		21,162	122,206



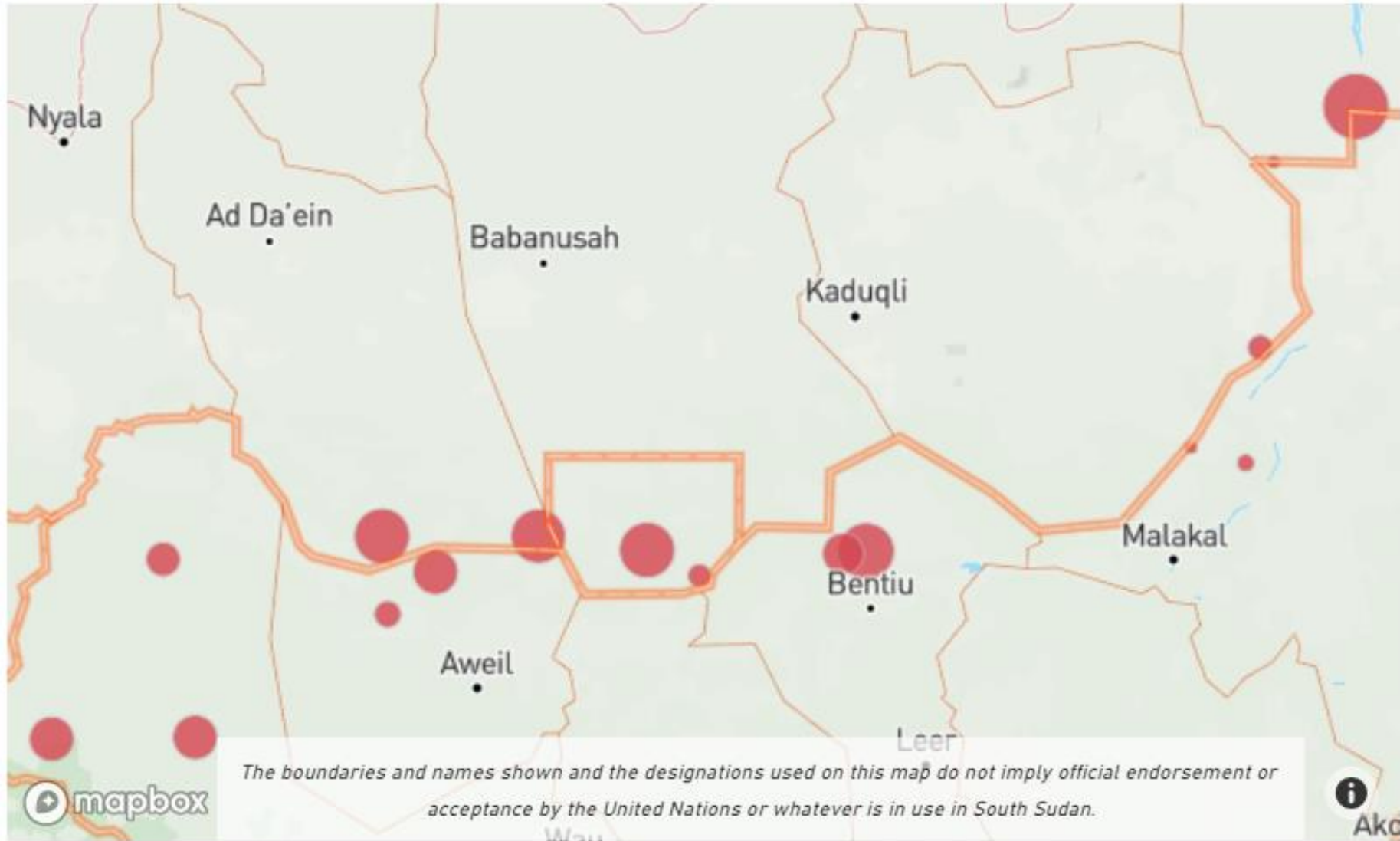
Border Points / Point of Entries



Cumulatively;

- 90,552 (74%) crossed through Joda/Renk in Upper Nile State
- 13,617 (11%) individuals through Panakuach in **Unity State**
- 5,694 (5%) individuals through Kiir Adem in Northern Bahr el Ghazal State
- 4,510(4%) individuals through Abyei Amieth, Abyei Region
- 6 % are counted through the other 16 remaining border-crossing points.

Border Points Reporting as of 14 June 2023



Key Figures



23,505 Households



112,718 Individuals


Sex and Age Breakdown



54,796 Male



57,922 Female



49% Male, 51% Female

Arrivals by Nationalities

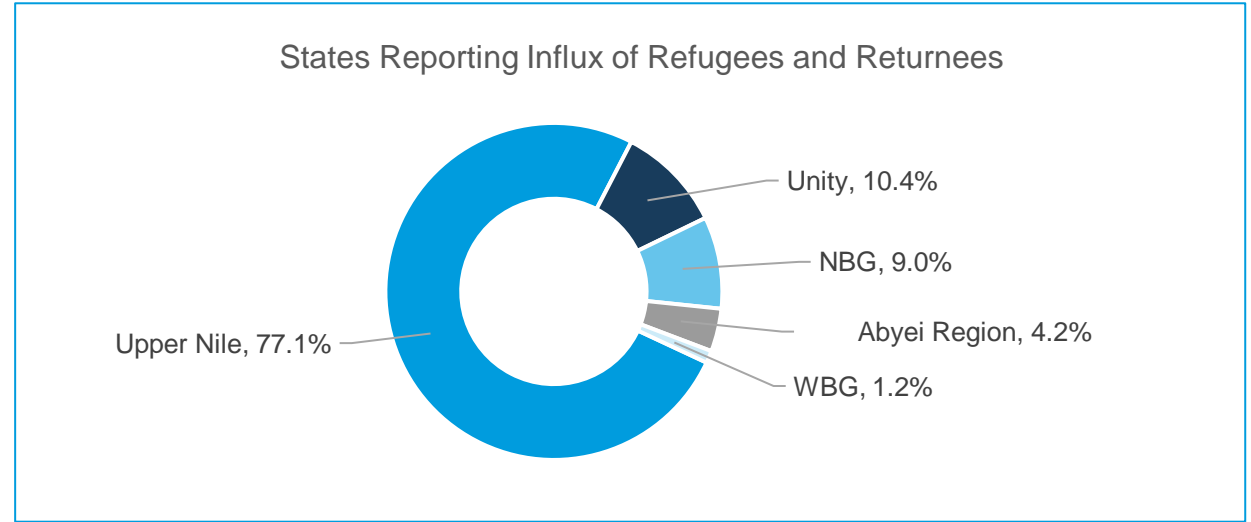
#	Nationality	No. of individuals	Percentage
1	South Sudan	104,199	92.440%
2	Sudan	4,967	4.410%
3	Eritrea	1,973	1.750%
4	Other	1,108	0.980%
5	Kenya	180	0.182%
6	Ethiopia	96	0.097%
7	Uganda	92	0.092%
8	Somalia	83	0.075%
9	Rwanda	4	0.004%
10	Tanzania	4	0.004%
10	Egypt	3	0.003%
11	DRC	3	0.003%
12	USA	2	0.002%
13	India	2	0.002%
14	Morocco	2	0.002%
Total		112,718	100.000%



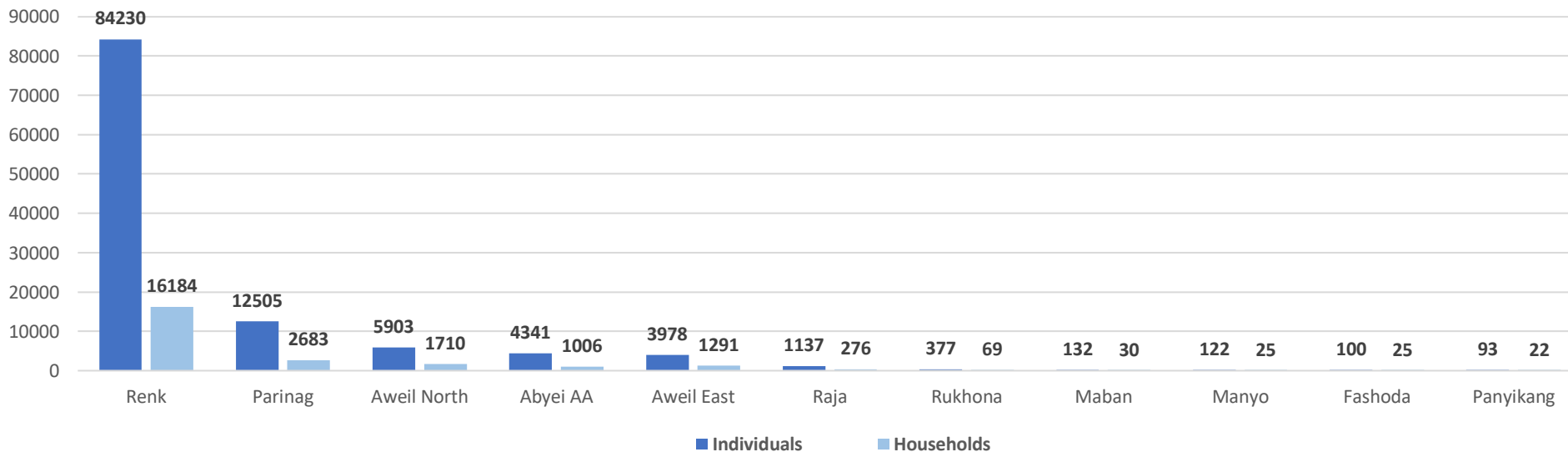
Figures and trends at States and Counties



#	State	Household	Individual
1	Upper Nile	16,286	84,677
2	NBG	3,001	9,881
3	Unity	2,936	12,682
4	Abyei	1,006	4,341
5	WBG	276	1,137
Total		23,505	112,718



Counties with influx of Individuals from 16 April – 14 June 2023





Key Interventions and ongoing activities for the Sudan Crises



- WHO/MoH is coordinating the overall emergency health cluster response through the existing structures.
- WHO/MoH deployed 4 teams to conduct the health-related rapid assessment and coordinate health emergency response in areas with high numbers of Refugees and Returnees.
- WCO managed to distribute or preposition a total of 269 Health Emergency Health kits to six locations that can benefit around 101,555 for three months at the cost of \$ 142,710.
- Kits issued were mainly IEHK, Pneumonia, Cholera Investigation & treatment Kits, SAM/MC kits, and Field Sample Collection Kits. **Others include Snake Venom antisera & SARS COV-2 Ag RDT.**
- Strengthening Early Warning Alerts and Response Systems (EWARS) for timely detection and investigation of priority diseases under active surveillance



**OVERALL
CONCLUSIONS AND
RECOMMENDATIONS**



Conclusions

- In week 23, 2023, the IDSR reporting timeliness and completeness were 83% and 90% respectively and timeliness and completeness for EWARNS sites were at 77% and 90% respectively
- A total of 114 alerts were triggered in week 22, 2023 most of the alerts were for AWD (17), measles(29), malaria(36), and bloody diarrhea (16) alerts
- Integrated Measles follow Up campaign has been concluded in all 80 counties with a coverage of 92% for children aged 6 to 59 months in April and May 2023
- Measles outbreak in Renk County, as four out of the seven samples tested positive for measles IgM in between weeks 20-22
- As of June 20, 2023, a total of 122,580 individuals and 26,191 households have arrived to South Sudan through 15 PoEs with a majority (90%) entering through Joda to Renk

Recommendations



- Partners to continue supporting County Health Departments (CHD) & State Ministries of Health on timely IDSR/EWARN reporting and involve the boma health workers to support community-based surveillance
- Health facilities to conduct an initial investigation on suspected cases of epidemic-prone diseases and collect samples
- Continue with preparedness activities to strengthen surveillance at all levels including conducting after-action reviews and simulation exercises.
- Continue to support the multicluster HEV response strategy in the Bentiu IDP camp in Wau County and advocate for the depopulation of the camp



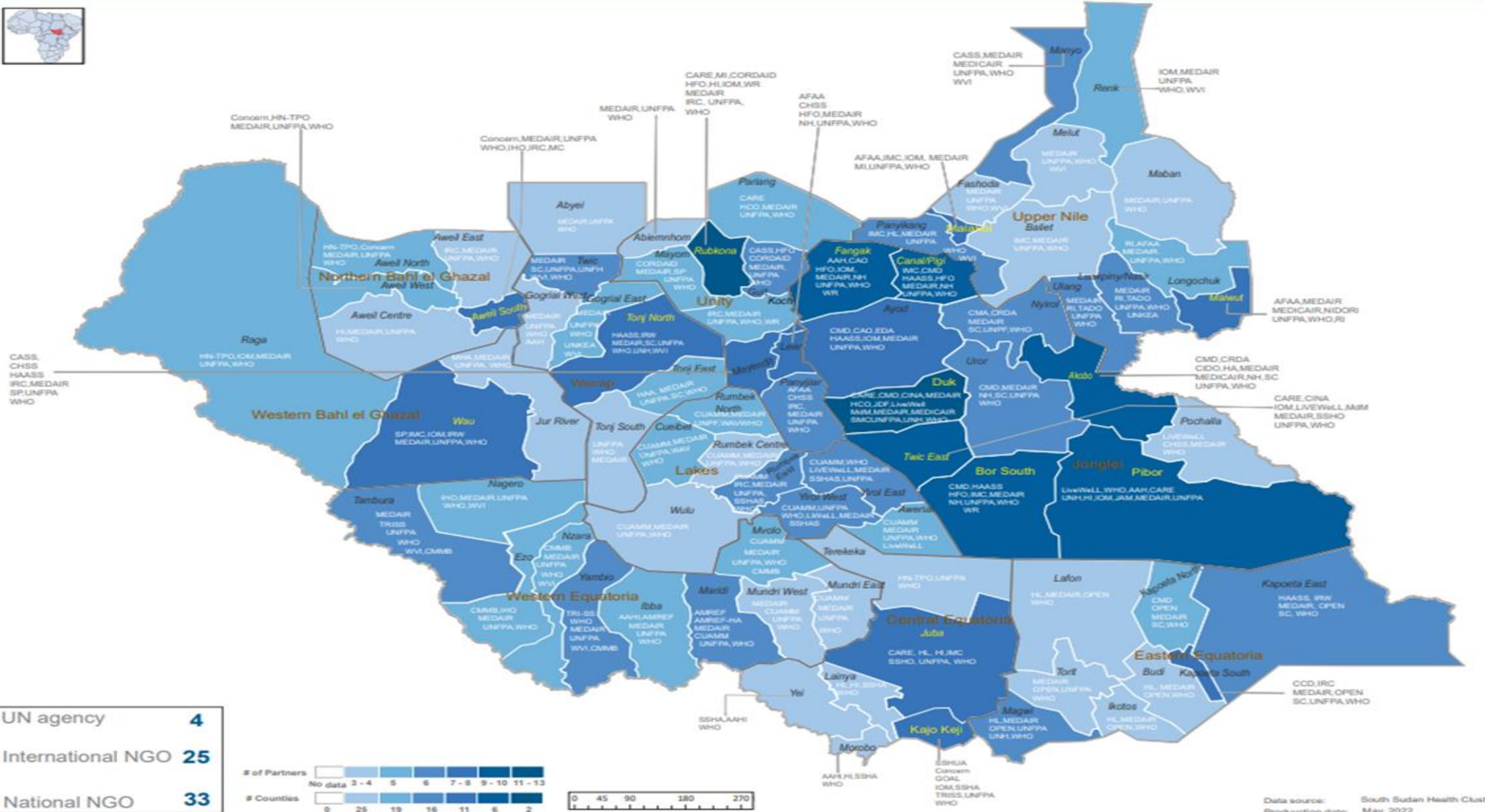
IDSR timeliness & completeness performance at county level for week 22 and 21 of 2023 (2)



STATE	COUNTY	Number of reporting sites	No. of HF's Reported on Time in WK 22	Timeliness Percentage of WK 22	No. of HF's Reported regardless of time in WK 22	Completeness Percentage of WK 22	No. of HF's Reported regardless of time in WK 21	Completeness Percentage of WK 21
Jonglei	Bor	19	19	100%	19	100%	19	100%
Jonglei	Pochalla	7	7	100%	7	100%	7	100%
EES	Torit	11	11	100%	11	100%	11	100%
EES	Lopa Lafon	15	14	93%	15	100%	15	100%
Jonglei	Ayod	13	12	92%	12	92%	12	92%
EES	Magwi	17	15	88%	15	88%	16	94%
EES	Kapoeta East	7	6	86%	6	86%	6	86%
Jonglei	Duk	13	11	85%	11	85%	13	100%
EES	Budi	17	14	82%	17	100%	17	100%
EES	Kapoeta South	9	7	78%	7	78%	9	100%
Jonglei	Uror	8	6	75%	6	75%	6	75%
Jonglei	Akobo	15	11	73%	11	73%	9	60%
EES	Ikotos	19	13	68%	16	84%	16	84%
Jonglei	Fangak	21	13	62%	13	62%	17	81%
Jonglei	Pibor	8	4	50%	7	88%	8	100%
Jonglei	Nyirrol	2	1	50%	1	50%	1	50%
Jonglei	Canal Pigi	14	6	43%	10	71%	10	71%
EES	Kapoeta North	10	4	40%	10	100%	10	100%
Jonglei	Twic East	9	0	0%	8	89%	0	0%

STATE	COUNTY	Number of reporting sites	No. of HF's Reported on Time in WK 22	Timeliness Percentage of WK 22	No. of HF's Reported regardless of time in WK 22	Completeness Percentage of WK 22	No. of HF's Reported regardless of time in WK 21	Completeness Percentage of WK 21
Warrap	Tonj East	12	12	100%	12	100%	12	100%
Warrap	Tonj South	12	12	100%	12	100%	12	100%
Upper Nile	Baliet	5	5	100%	5	100%	5	100%
Upper Nile	Panyikang	2	2	100%	2	100%	2	100%
Warrap	Tonj North	15	13	87%	13	87%	14	93%
Warrap	Abyei	14	12	86%	12	86%	11	79%
Upper Nile	Maban	19	16	84%	18	95%	19	100%
Warrap	Gogrial West	31	25	81%	26	84%	27	87%
Upper Nile	Akoka	5	4	80%	5	100%	4	80%
Upper Nile	Ulang	9	7	78%	8	89%	8	89%
Upper Nile	Fashoda	9	7	78%	7	78%	7	78%
Warrap	Twic	28	21	75%	21	75%	22	79%
Upper Nile	Makal	9	6	67%	6	67%	6	67%
Warrap	Gogrial East	15	8	53%	8	53%	14	93%
Upper Nile	Luakpiny Nasir	10	5	50%	9	90%	8	80%
Upper Nile	Manyo	15	7	47%	14	93%	8	53%
Upper Nile	Renk	11	4	36%	5	45%	2	18%
Upper Nile	Maiwut	9	3	33%	6	67%	6	67%
Upper Nile	Longechuk	9	1	11%	8	89%	9	100%
Upper Nile	Melut	6	0	0%	0	0%	0	0%

South Sudan Health Cluster HRP Partners 2022



Thanks to the State Surveillance Officers, County Surveillance Officers and Health Facility in-charges for sharing the weekly IDSR data

Thanks to all partners for supporting IDSR weekly reporting and sharing the line lists

To access the IDSR bulletins for 2022 use the link below:

<https://www.afro.who.int/publications/south-sudan-weekly-disease-surveillance-bulletin-2023>

This bulletin is produced by the Ministry of Health with Technical support from WHO

For more help and support, please contact:

Dr Joseph Lasu Hickson
Director, Emergency Preparedness and Response
Ministry of Health
Republic of South Sudan
Telephone: +211921395440
Email: josh2013.lasu@gmail.com

Dr. John Rumunu
Director General Preventive Health Services
Ministry of Health
Republic of South Sudan
Telephone: +211924767490
Email: ori.moiga@gmail.com

IDSR Bulletin Editorial Team

- 1.Mr. Ajak Ater, MoH - Email: ajakater014@gmail.com
- 2.Mrs. Sheila Baya, WHO- Email: bayas@who.int
- 3.Mr. Robert Lasu Martin, WHO -Email: lasur@who.int
- 4.Mrs. Rose Dagama , WHO - Email: dagamaa@who.int
- 5.Dr. Abraham Adut, WHO- Email: abenegoa@who.int
- 6.Dr. Tony Wurda, WHO-Email wurdatt@who.int
- 7.Mr. Korsuk Scopas. WHO-Email lonyikk@who.int
- 8.Dr. Mukeshkumar Prajapati, WHO-Emai prajapatim@who.int
- 9.Dr Antonio Oke, WHO -Email okea@who.int
- 10.Dr Aggrey Bategereza, WHO -Email bategerezaa@who.int

Notes

WHO and the Ministry of Health gratefully acknowledge the surveillance officers [at state, county, and health facility levels], health cluster and health pooled fund (HPF) partners who have reported the data used in this bulletin. We would also like to thank ECHO, USAID and World Bank for providing financial support.

The data has been collected with support from the EWARS project. This is an initiative to strengthen early warning, alert and response in emergencies. It includes an online, desktop and mobile application that can be rapidly configured and deployed in the field. It is designed with frontline users in mind, and built to work in difficult and remote operating environments. This bulletin has been automatically published from the EWARS application.

More information can be found at <http://ewars-project.org>

