



South Sudan Ministry of Health

Integrated Disease surveillance
and response (IDSR)



World Health
Organization
South Sudan

Epidemiological Bulletin Week 29, 2023 (17 July– 23 July)



Major epidemiological highlights in week 29 of 2023

- In week 29, 2023, the IDSR reporting timeliness and completeness were at 82% and 88% respectively, while EWARNS sites were both at 78%
- A total of 176 alerts were triggered in week 29, 2023, and most of the alerts were for measles 25.5% (45/176), malaria, 22.7% (40/176), and AWD 13.2% (24/176),
- An Intra Action Review (IAR) was conducted for a VHF alert from Dajo Payam, in Longechuk County, July 2023, to discuss the response to the alert and forge the way forward
- Measles scale-up response (reactive mop-up campaign) plan to be conducted in 14 prioritized counties as of July 2023
- As of 30 July, South Sudan has received 200 073 individuals at several (16) points of entry along the border with Sudan since 16 April 2023.

SURVEILLANCE PERFORMANCE



For the Integrated Disease Surveillance (IDSR)
network and Early warning alert and response
network (EWARN)



IDSR timeliness performance at State level for week 29 & 28 of 2023



States Ranking	Implementing Partners	States	Total Numer of Functional Health Facilities	No. of HFs Reported on Time in WK 29	Timeliness Percentage of WK 29	No. of HFs Reported on Time in WK 28	Timeliness Percentage of WK 28
1st	AMREF, World Vision, CUAMM, CDTY, OPEN,Rescue	WES	185	185	100%	185	100%
2nd	Care International	RAA	16	16	100%	16	100%
3rd	ForAfrika, Medair	GPAA	15	15	100%	15	100%
4th	HLSS, SSUHA, Concern WW, IHO,GOAL,TRI-SS,SPEDP,IMA-WH,SSHCO,IMC,MSF,CARE	CES	128	126	98%	126	98%
5th	Malaria Consortium, Healthnet TPO, IRC, CEDS, IHO	NBGZ	89	83	93%	85	96%
6th	Doctors with Africa (CUAMM),IMA-WH,YCSS,LiveWell-SS	Lakes	112	104	93%	112	100%
7th	IHO,IOM,CARE,IMC,IRW,MHA	WBGZ	83	71	86%	65	78%
8th	Cordaid, HLSS,OPEN,AMREF-CCMF,IRW	EES	107	87	81%	73	68%
9th	GOAL,,HFO,UNKEA,SCI,AMREF-CCMF,TADO,HAASS,WVI,IRW	Warrap	113	91	81%	98	87%
10th	Cordaid, IMC, IRC, CASS,IOM,Samaritan's Purse,Medair,MSF-H,WR,HFO, CH	Unity	90	72	80%	78	87%
11th	CMA,Medair,MDM,Medicair,CRSF,CARE,LiveWell-SS,WR,HFO,AAH,IOM,MSF,SCI,CIDO,IMC,CRESA	Jonglei	112	65	58%	84	75%
12th	IMC,CRES-Aid,Concern WW,Health Link,RI,Cordaid,CASS,SPEDP,NIDO,UNKEA,GOAL,MSF-E,WVI	Upper Nile	134	70	52%	90	67%
13th	GOAL,SMC	AAA	17	4	24%	5	29%
		South Sudan	1201	989	82%	1032	86%

KEY

	<60%	Poor
	61%-79%	Fair
	80%-99%	Good
	100%	Excellent

The Timeliness of IDSR Reporting (Supported by EWARS Web and Mobile) at health facility level in week 29 stands at 82% while in week 28 it was at 86% and 8 states and 2 AAs are above the National target of 80% .

Reporting Challenges in the poorly performed States are; insecurity, internet inaccessible; Turnover of Partners.



IDSR Completeness performance at State level for week 29 & 28 of 2023



States Ranking	Implementing Partners	States	Total Numer of Functional Health Facilities	No. of HFs Reported regardless of Time in WK 29	Completeness Percentage of WK 29	No. of HFs Reported regardless of Time in WK 28	Completeness Percentage of WK 28
1st	AMREF, World Vision, CUAMM, CDTY, OPEN, Rescue	WES	185	185	100%	185	100%
2nd	Care International	RAA	16	16	100%	16	100%
3rd	ForAfrika, Medair	GPAA	15	15	100%	15	100%
4th	HLSS, SSUHA, Concern WW, IHO, GOAL, TRI-SS, SPEDP, IMA-WH, SSHCO, IMC, MSF, CARE	CES	128	126	98%	126	98%
5th	Malaria Consortium, Healthnet TPO, IRC, CEDS, IHO	NBGZ	89	86	97%	85	96%
6th	Doctors with Africa (CUAMM), IMA-WH, YCSS, LiveWell-SS	Lakes	112	107	96%	112	100%
7th	IHO, IOM, CARE, IMC, IRW, MHA	WBGZ	83	78	94%	65	78%
8th	GOAL, HFO, UNKEA, SCI, AMREF-CCMF, TADO, HAASS, WVI, IRW	Warrap	113	105	93%	98	87%
9th	Cordaid, HLSS, OPEN, AMREF-CCMF, IRW	EES	107	95	89%	73	68%
10th	Cordaid, IMC, IRC, CASS, IOM, Samaritan's Purse, Medair, MSF-H, WR, HFO, CH	Unity	90	78	87%	78	87%
11th	IMC, CRES-Aid, Concern WW, Health Link, RI, Cordaid, CASS, SPEDP, NIDO, UNKEA, GOAL, MSF-E, WVI	Upper Nile	134	87	65%	90	67%
12th	CMA, Medair, MDM, Medicaire, CRSF, CARE, LiveWell-SS, WR, HFO, AAH, IOM, MSF, SCI, CIDO, IMC, CRESA	Jonglei	112	69	62%	84	75%
13th	GOAL, SMC	AAA	17	5	29%	5	29%
		South Sudan	1201	1052	88%	1032	86%

KEY

	<60%	Poor
	61%-79%	Fair
	80%-99%	Good
	100%	Excellent

The Timeliness of IDSR Reporting (Supported by EWARS Web and Mobile) at health facility level in week 29 stands at 88% while in week 28 it was 86% and 8 states, and 2 AAs are above the National target of 80% .

Reporting Challenges in the poorly performed States are; insecurity, internet inaccessible; Turnover of Partners.



Surveillance: EWARS Timeliness performance indicator by partner for week 29 and 28 of 2023



Partner	HF's	Reporting	Performance		
PARTER	Total Number of Mobile Sites	# of reports received on Time in Week 29	Percentage of Timeliness in WK 29	# of reports received on Time in Week 28	Percentage of Completeness in WK 28
CIDO	1	1	100%	1	100%
Medicair	2	2	100%	2	100%
IOM	1	1	100%	1	100%
SP	4	4	100%	4	100%
TRI-SS	2	2	100%	2	100%
UNH	2	2	100%	2	100%
SSHCO	1	1	100%	0	0%
IMC	4	3	75%	3	75%
HFO	5	3	60%	4	80%
SCI	2	1	50%	2	100%
WVI	2	1	50%	0	0%
SMC	1	0	0%	0	0%
TOTAL	27	21	78%	21	78%

The Timeliness of EWARS in partners' supported sites stands at **78%** in week **29** as well as in week **28**



Surveillance: EWARS completeness performance indicator by partner for week 29 and 28 of 2023

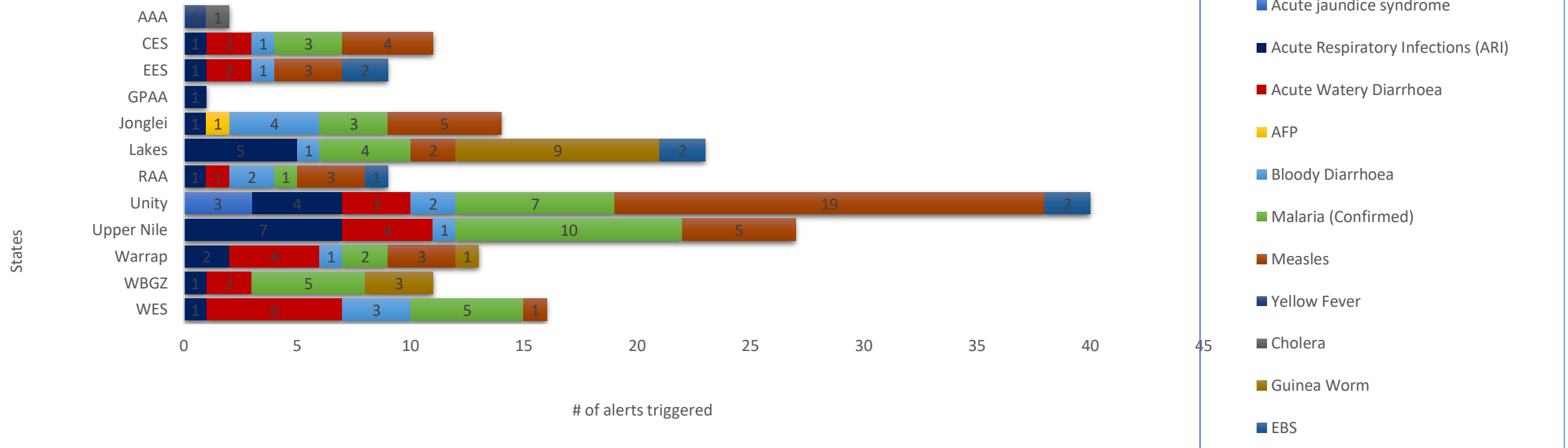


Partner	HF's	Reporting	Performance		
PARTER	Total Number of Mobile Sites	# of reports received on Time in Week 29	Percentage of Timeliness in WK 29	# of reports received on Time in Week 28	Percentage of Completeness in WK 28
CIDO	1	1	100%	1	100%
Medicair	2	2	100%	2	100%
IOM	1	1	100%	1	100%
SP	4	4	100%	4	100%
TRI-SS	2	2	100%	2	100%
UNH	2	2	100%	2	100%
SSHCO	1	1	100%	0	0%
IMC	4	3	75%	3	75%
HFO	5	3	60%	3	60%
SCI	2	1	50%	2	100%
WVI	2	1	50%	0	0%
SMC	1	0	0%	0	0%
TOTAL	27	21	78%	20	74%

The Timeliness of EWARS in partners' supported sites stands at 78% in week 29 while in week 28 it was at 74%



Alert by disease and States in week 29 of 2023 [a total of events specific alerts generated by state



This week a total of 176 Alerts were triggered of which 81 are from outbreak prone diseases as Per the broken-down below

- 24 AWD alerts: these alerts were triggered from the following States, CES (2), EES (2), Unity (3), Upper Nile (4), Warrap (4), WBGZ (2), WES(6),RAA(1)
- 45 Measles alert: these alerts were triggered from the following States, CES(4), EES (3), Jonglei (5), Lakes (2), RAA(3), Unity(19), Upper Nile (5), Warrap (3), WES(1)
- 3 AJS alert: these alerts were triggered from Bentiu IDP Hospital and Sector 4 PHCC and Leer PHCC
- 1 Cholera alert from Tirawan PHCU in Abyei County
- 6 EBS alert: this is from Nachilagur PHCU of suspected AFP in Kapoeta South County, Rubkuay PHCC of suspected measles in Mayendit , Mirmir PHCC of suspected measles in Koch, Abinajok PHCU of a person bitten by the cat and Cholocok PHCU of snake bite in Rumbek Centre, Abiemnhom PHCC
- 1 Yellow Fever alert: this alert was from Juljok PHCC in Abyei County
- 1 AFP alert: the alert was Walgak PHCC in Akobo West

INDICATOR AND EVENT-BASED SURVEILLANCE



Alert management including detection; reporting; verification;
risk assessment; & risk characterization

- **Update from Dajo and Pacime, Longechuk county Upper Nile State.**





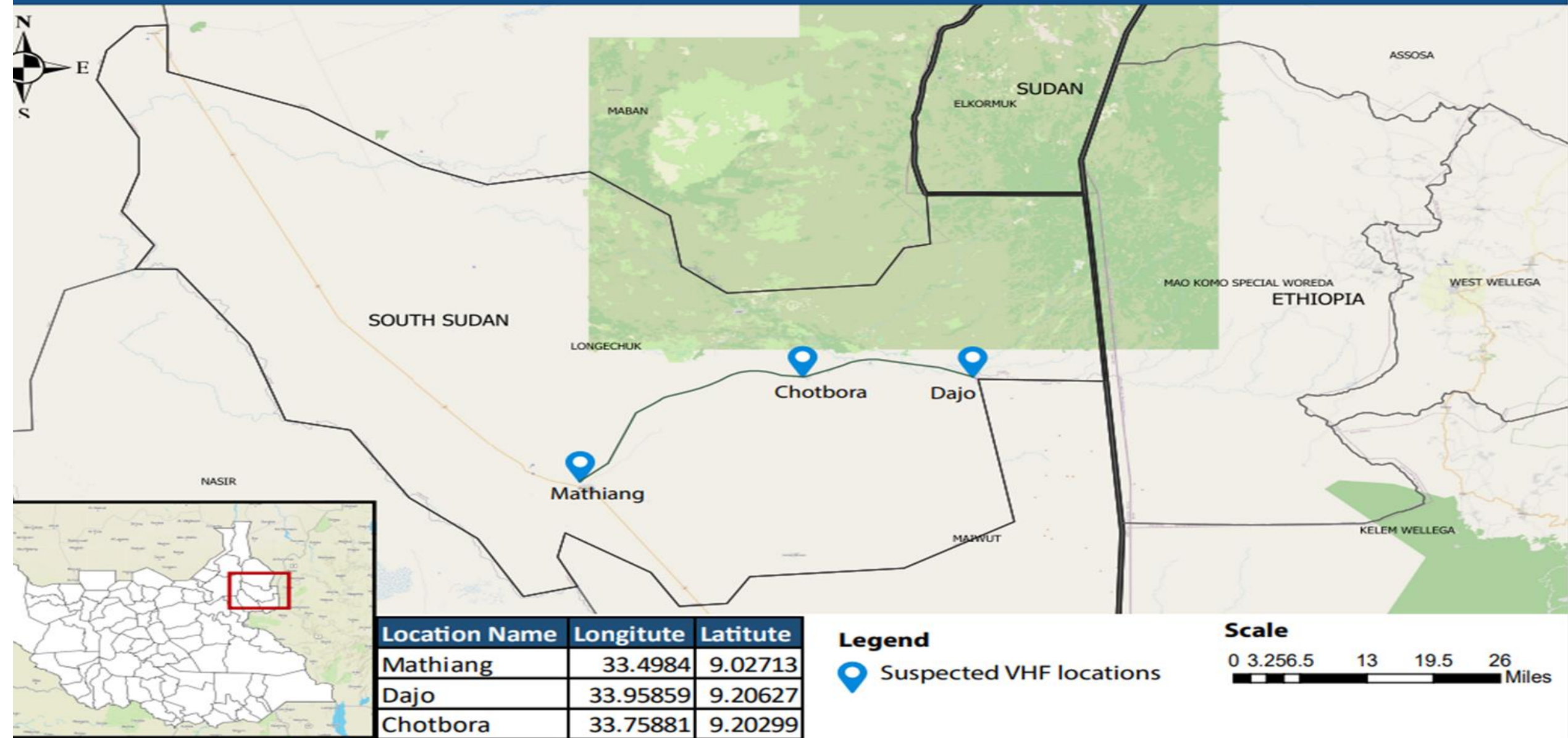
Viral Hemorrhagic Fever Alert from Longechuk County, Upper Nile State



Background

- On the 16th of June 2023, a team consisting of staff from Nile Initiative Development Organization (NIDO) went for supportive supervision in Darjo PHCU, Darjo Payam, Longechuk County, Upper Nile State where they got reports of deaths from an unknown disease.
- Cases reportedly presented with vomiting blood, bloody diarrhea, sore throat, red eyes, running nose, blurry vision, cough, and itching.
- Initially, Four deaths were reported (2 from Dajo and 2 from Pashimbi Boma), Deaths occurred within 3 days of onset while those who went past 5 days improved.
- The reported cases came from Dukubela, an area bordering Sudan and Ethiopia border. 150 cases and 23 deaths have already been reported in that area since June.
- Dajo PHCU is in a remote location with no road access as the area is flooded and it took the team from the national NGO approximately two days to walk from Mathiang
- On 1st July 2023, a team consisting of WHO Field Supervisor, CHD, NIDO, and UNKEA staff traveled on foot from Chotbora to Dajo: The teams moved to deep villages inside Dajo; Tendajo, and Tedupi about 1 hour's walk from Dajo center where they found cases presenting with above symptoms and collected seven (7) samples
- On 8 July 2023, an 8-member multidisciplinary national RRT deployed to Dajo via Bor and conducted investigation and mobile outreach in Dajo and Pachime for two weeks. The team collected additional 38 blood samples

SUSPECTED VHF IN LONGOCHUK COUNTY SOUTH SUDAN - 2023

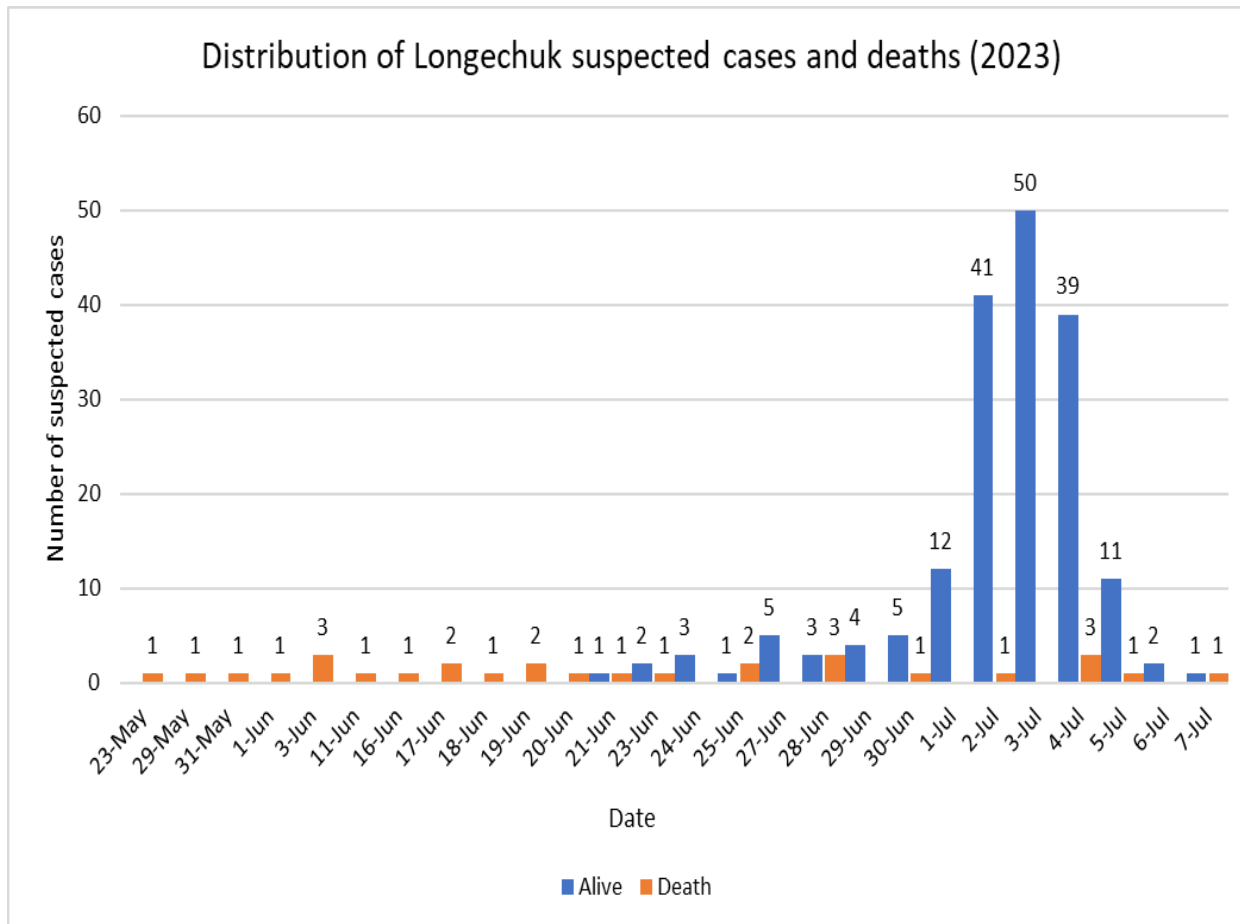


H/F findings in Pachime

- 99 patients attended health services on the 11th July 2023 in Pacime:
 - 49 (49%) were suspected measles cases
 - 56 (57%) were Malaria RDT Positive
 - 27 (27.2%) with Diarrhea
 - 29 (29.2)% with Pneumonia,
 - 20 (20.2)% SAM and MAM
- A total of 45 blood samples were shipped to the NPHL in Juba.
- 22 tested positive for malaria (48.9%) and 23 tested positive for measles IgM (51.1%). All the samples tested negative for Ebola, Marburg, Dengue, RVF, CCHF, Chikungunya, HEV.



Epi curve showing suspected cases and deaths in Longechuk county by date of onset, 2023.



- 227 suspected cases of illnesses and 29 related deaths (CFR-12.8%) were reported from Dajo and Pashimbi payams
- Of these cases, 53.3% were female.
- Dajo boma reported 112 suspected cases and 6 deaths (CFR=5.4%), while Pashimbi Boma reported 86 suspected cases and 23 deaths (26.7%).
- The recorded deaths occurred between May and July 2023, with the first on May 23rd and the last on July 7th.
- In Dajo, all 6 deaths were adults aged 28-62, while in Pashimbi, 74% of the 23 deaths were children under 16, with 30% being under-5.
- All deaths were community-reported and occurred in family clusters.
- Not much details provided on the first 3 suspected deaths that occurred between 23-31 May 2023

Laboratory results overview and symptoms for the 32 samples

- Batch 1: 7 samples collected
- Batch 2: 6 samples collected
 - The first batch and the second Batch at NPHL and UVRI: All 13 the sample results run by R-T PCR tested Negative for EVD, Marburg, Yellow Fever, Rift Valley Fever, Dengue Virus, and CCHF
- Batch 3: 32 samples collected
- Laboratory test results showed no VHF detected in the 38 collected samples
- However, 58% tested positive for measles and 71% for malaria, with a co-infection rate of 45%.

Symptoms analysis of 32 patients whose samples were collected: Symptoms

Symptoms	Number of	total cases	Percent
Skin rash	23	31	74%
Fever	21	31	68%
Diarrhea	20	31	65%
Cough	20	31	65%
Nausea/Vomiting	18	31	58%
Headache	9	31	29%
Sore throat	4	31	13%
Abdominal pain	2	31	6%

Challenges

- Incomplete analysis due to missing key and critical epidemiological variables and different data set
- Huge delays in case detection, investigation, and confirmation
- No internet service in Dajo the epicenter, as data/line list had to be transmitted through Chotbora PHCC which is 7 hrs walk from Dajo Payam
- Inaccessibility to the epicenter Dajo from the county as there is no road infrastructure, the only way of access is through footing (approximately 14 hrs walk)
- Lack of healthcare infrastructure and resources poses a significant challenge to respond adequately.
- No partners in the area of Pashimbi to provide basic health services
- Insecurity was reported in the Pashimbi area
- Limited communication infrastructure as the only means is by satellite phones which is quite expensive



Way forward updates



- Conduct Intra Action Review (IAR) with all stakeholders including the RRT and partners to understand what went well and what went less well and what should be done to improve the response and conclude on the way forward
- Share the report and recommendations of the IAR with all stakeholders

Immediate

- Conduct comprehensive health and nutrition response in both Dajo and Pacime by setting up mobile outreaches.
- Establish cold chain at Dajo PHCU to support routine & mass vaccination at Dajo and Pacime payams.
- Conduct training of health care workers on common diseases with major focus on measles and malaria in the current context.
- Immediately conduct a measles reactive campaign in both Dajo and Pacime.

Long term

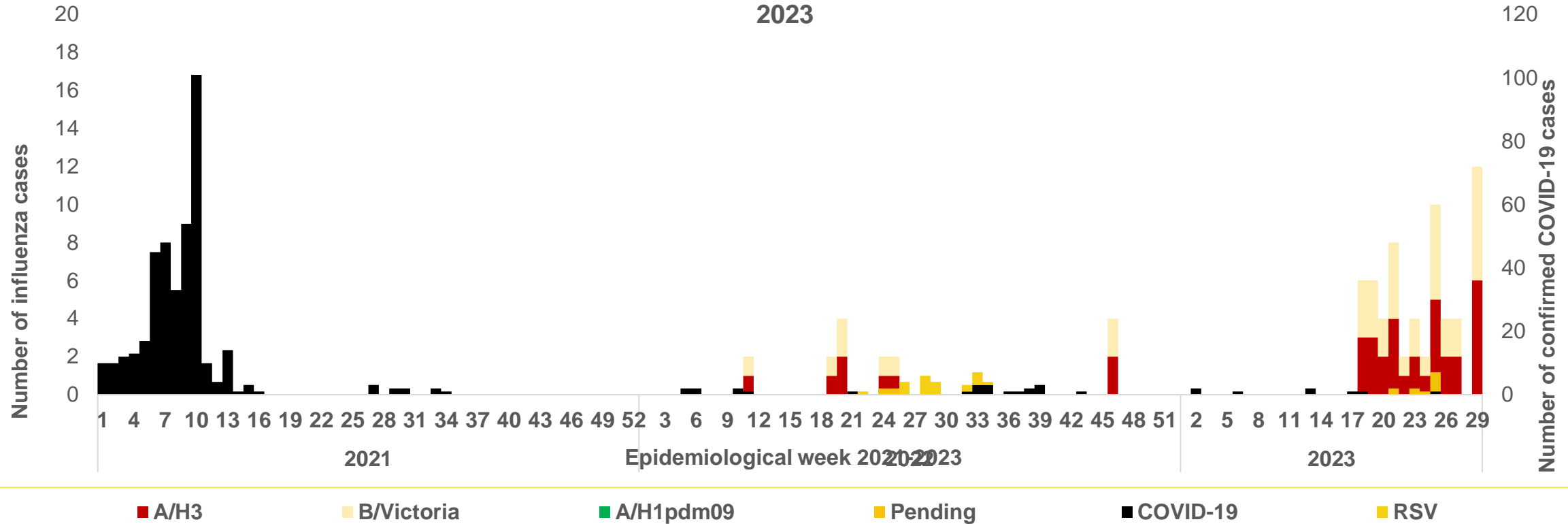
- Establish sustainable basic health and nutrition services in Dajo and Pacime as per the BPHNS.

Influenza sentinel Surveillance updates



Routine Sentinel Surveillance | Human Influenza & other Respiratory Pathogens

Confirmed Influenza ,COVID-19 and RSV cases from sentinel sites in Juba, week 1, 2021 to week 29, 2023



- There are currently Four designated Influenza sentinel surveillance sites in Juba (Juba Teaching Hospital and Al Sabah Children’s Hospital Rumbek State Hospital & Juba Military Hospital) that are collecting epidemiological data and samples from ILI/SARI cases.
- By the end of week 52,2022; a total of 594 ILI/SARI samples were collected,529 samples tested negative, and Cumulatively, 21 tested positive for covid-19,8 positive for Influenza B (Victoria), and 6 were positive for influenza A(H3).26 RSV was confirmed in Week 52
- From weeks 1-29 2023, a total of 420 ILI/SARI were collected all 371 tested negative,7 positives for Covid-19, (28)Influenza types A (H3), B (Victoria), 1 for A/H1pdm09 and 13 for RSV in weeks 29,2023



**ACTIVE OUTBREAKS AND
PUBLIC HEALTH EVENTS**

ACTIVE OUTBREAKS AND PUBLIC HEALTH EVENTS

MEASLES ` UPDATES



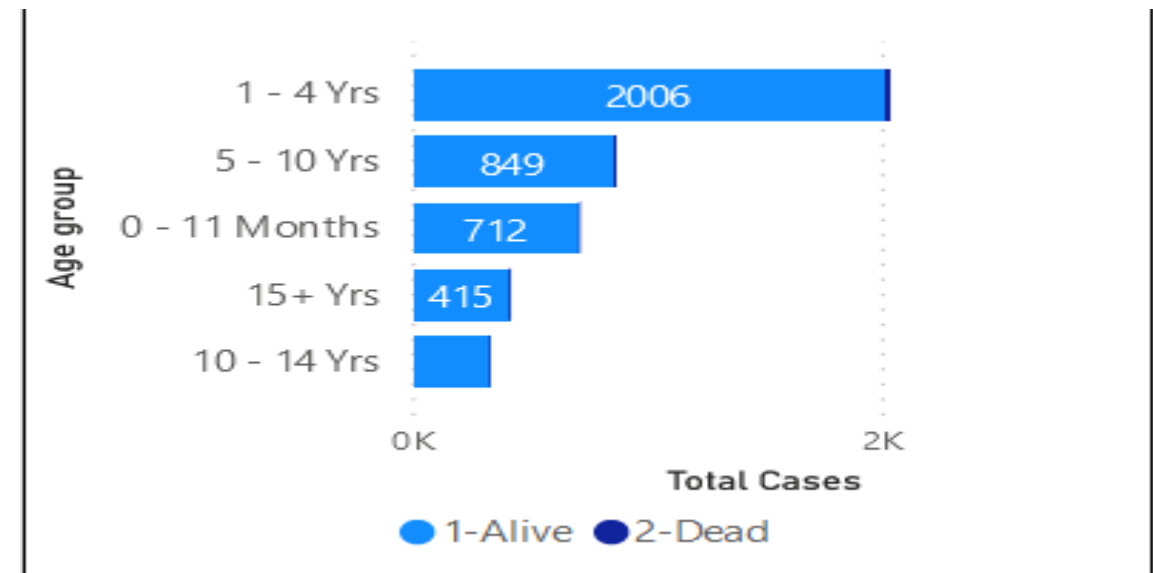
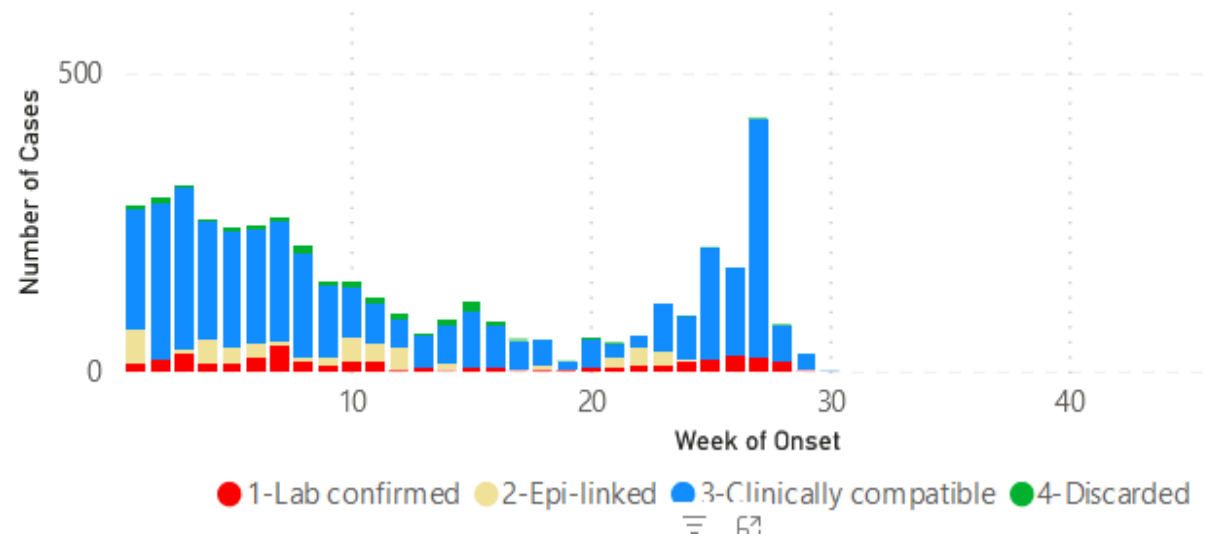
Epi Summary

- A total of sixty-eight (68) counties across all 10 States have reported at least one suspected measles case since 2022
- In 2023, A total of 4,376 with 65 related deaths have been reported with a CFR of 1.4%
- Majority of cases 46% are in children less than 5 years of age
- Of all the under 5 years of age vaccinated, only 21% reported to have been vaccinated before
- Measles follow-up campaign conducted in April and May 2023 in all counties with a coverage of 92% and Post campaign evaluation (PCE 85%)
- Mop-up campaign conducted in five counties in three states of Unity, Upper Nile, and Northern Bahr el Ghazal) with coverage of above 100% targeted children aged 6 months to 15 years
- Nine counties have confirmed outbreak after week 25
- 14 counties targeted for Mop up/Reactive campaign, with 7 having some committed funding.

Vaccination plan

- To vaccinate 643,955 children through Mop-up and outbreak reactive vaccination strategies with MCV to interrupt the transmission of measles virus among both local and returnees' children aged 6 months to 14 years.
- To vaccinate on average 2250 returnees and refugees/day at points of entrance, based on the current number of persons crossing the Renk and other POE daily

Epi curve of measles cases from week 1 to 30, 2023, South Sudan



Counties selected for Measles reactive and Mop up campaign July 2023

State	County Name	MFUP campaign Coverage		Indicator for Measles Mop up and reactive campaign				Comment
		Administrative	PCE survey	Low Admin Coverage	Low PCE Coverage	Active transmission of Measles from (EPI wk 24)	Border with Sudan	
Abyei Administrative Area	Abyei	49%	90%	Yes	No	No	Yes	Very low administrative coverage due to inadequate vaccine and supply during the campaign and bordering with Sudan
Central Equatoria State	Juba	79%	34%	Yes	Yes	Yes	No	Low Administrative and PCE coverage due missed areas in the county including POCs and IDPs, Active transmission (3 cases)
Eastern Equatoria	Ikotos	79%	79%	Yes	Yes	No	No	Low Admin and PCE coverage of the last MFUP campaign
	Lapon	64%	75%	Yes	Yes	No	No	Low Admin and PCE coverage of the last MFUP campaign
Jonglei	Ayod	57%	68%	Yes	Yes	Yes	No	Low admin and PCE coverage of the last MFUP campaign, Activ transmission (2 cases)
	Fangak	70%	55%	Yes	Yes	Yes	No	Low admin and PCE coverage of the last MFUP campaign, Activ transmission (3 cases)
Lakes	Yirol East	96%	77%	No	Yes	Yes	No	Low PCE coverage of the last MFUP campaign, Activ transmission (3 cases)
Unity	Leer	88%	64%	Yes	Yes	Yes	No	Low admin and PCE coverage of the last MFUP campaign, Activ transmission (13 cases)
	Rubkona	106%	76%	No	Yes	Yes	Yes	Low PCE coverage of the last MFUP campaign, Activ transmission (7 cases), Border with Sudan
	Pariang	97%	85%	No	No	No	Yes	Borde with Sudan
	Mayom	138%		No	No	No	Yes	Borde with Sudan
Upper Nile	Fashoda	53%	NA	Yes	No	No	Yes	Low Administrative coverage of the last MFUP campaign and border with Sudan
	Malakal	66%	48%	Yes	Yes	No	Yes	Very low admin and PCE coverage and temporary transit point for returnees and refugees.
	Melut	98%	NA	No	No	Yes	Yes	Temporary transit point for returnees and Active transmission (2 cases)
	Manyo	85%	NA	No	No	No	Yes	Borde with Sudan
	Maban	71%	82%	Yes	No	Yes	Yes	Low Administrative coverage of the last MFUP campaign, Active transmission (5 cases) and border with Sudan
	Longechuk	111%	NA	No	No	Yes	Yes	Active transmission of lab confirmed Measles and border with Sudan
	Maiwut	102%	NA	No	No	No	Yes	Borde with Sudan
	Renk	69%	67%	Yes	Yes	Yes	Yes	Active transmission and border with Sudan. Measles Mop up campaign implemented
Warrap	Tonj South	93%	42%	No	Yes	No	No	Very low PCE coverage in the last MFUP campaign
	Gogrial West	127%	83%	No	No	Yes	No	Active transmission (10 cases)
Western Equatoria	Mundri East	75%	75%	Yes	Yes	No	No	Low admin and PCE coverage of the last MFUP campaign
	Yambio	81%	67%	Yes	Yes	No	No	Low PCE coverage of the last MFUP campaign and Active transmission (1 case)
Total	23							

Public health interventions

Mop up campaign results

State	County	Measles					Polio				
		Target	Host	Returnee	Total	Coverage (%)	Target	Host	Returnee	Total	Coverage (%)
NORTHERN BAHIR EI GHAZAL	AWEIL EAST	2325	1992	386	2378	102	2428	397	81	478	20
	AWEIL NORTH	191	334	265	599	314	200	473	313	786	393
	AWEIL WEST	2475	659	2520	3179	128	2585	701	2042	2743	106
UNITY	RUBKONA	4190	6494	2684	9178	219	4376	3814	1461	5275	121
UPPER NILE	RENK	52993	40518	9753	50271	95	55348	44163	10625	54788	99
Total		62174	49997	15608	65605	106	64937	49548	14522	64070	99

Measles Updates: CHALLENGES and Way forward


Challenges

- Inadequate detailed investigation of suspected measles cases and deaths in counties reporting
- Inadequate sample collection for laboratory confirmation and classification cases of suspected measles cases
- A high proportion of unvaccinated/unknown status children (75%) was detected among the cases, noting routine immunization gaps.
- Inadequate vaccination at POEs where returnees/refugees enter South Sudan
- Delay in measles samples testing.

Way forward

- Fast track campaigns in areas with secured funding working with procurement, logistics, and finance team
- Continue to discuss with partners to cover prioritized counties
- Finalize the GAVI Sudan crisis application
- Work with IOM on the POE vaccination

COVID-19 UPDATES

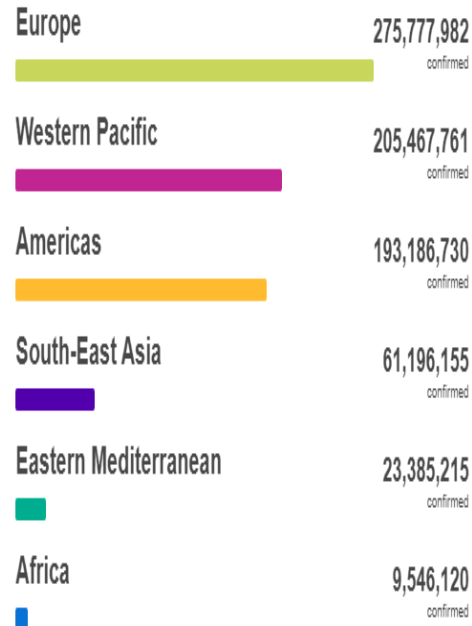




Situation update as of 26, July 2023

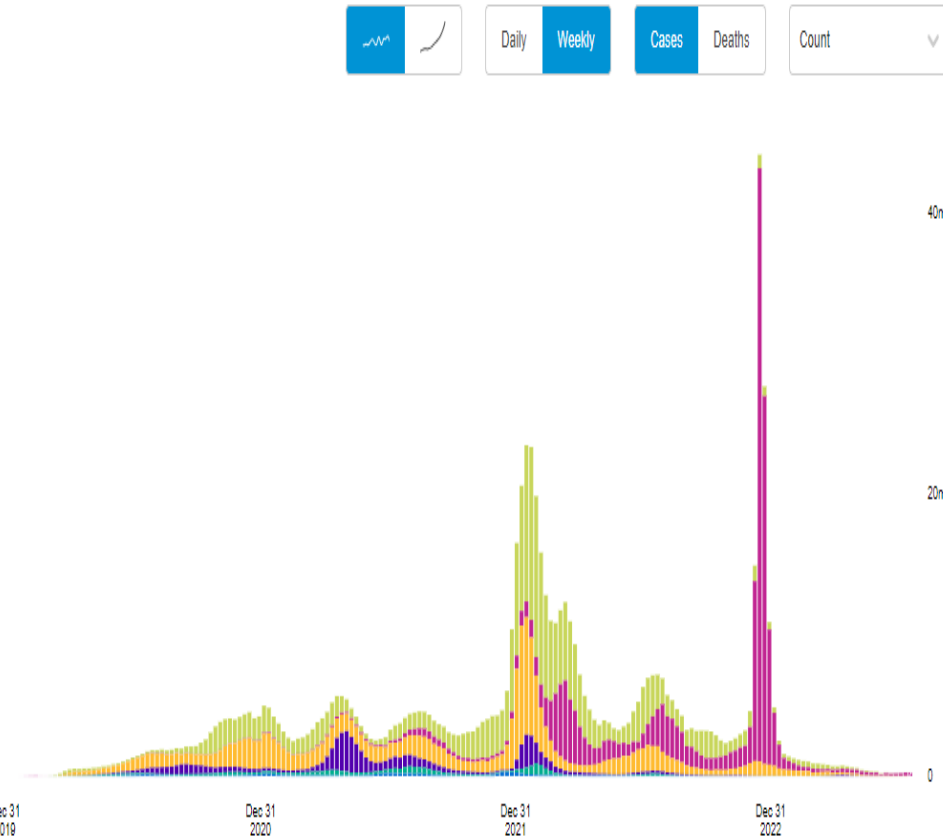
- Globally**, as of **26 July 2023**, there have been **768,560,727 confirmed cases** of COVID-19, including **6,952,522 deaths**, reported to WHO. As of **23 July 2023**, a total of **13,490,832,730 vaccine doses** have been administered.
- In Africa**, as of 31 May 2023 there have been **9,546,120** confirmed cases of COVID-19, including **175,416 deaths** reported to the WHO
- In South Sudan**, from **3 January 2020** to **26 July 2023**, there have been **18,368 confirmed cases** of COVID-19 with **138 deaths**, reported to WHO. As of **7 May 2023**, a total of **4,312,900 vaccine doses** have been administered.

Situation by WHO Region



Source: World Health Organization

Data may be incomplete for the current day or week.



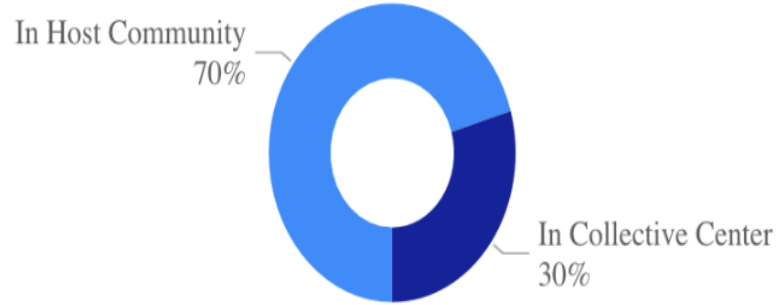
WHO: <https://www.who.int/health-topics/coronavirus>



HUMANITARIAN RESPONSE

SUDAN CRISIS

% of Returnees Population by Location Type



Date Update

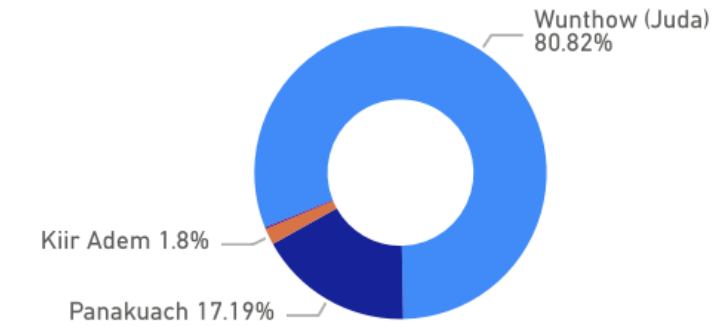
4/16/2023

7/30/2023

Key Figures

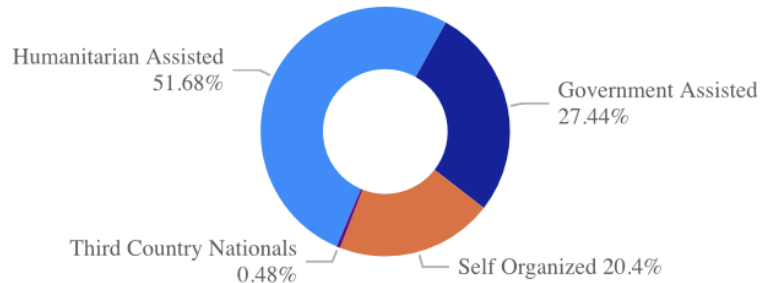
- 45,909 Households
- 200,073 Individuals
- 17 Nationalities

Onward Movement from PoE



Currently, 70% of the influx population lives within the host community and 30% in collective centers

% of Movement Type



- Movement for over **190,761** individuals has been tracked from various PoEs,
- **112,430** people have been moved to different locations
- The government has assisted the movement of **27.44%** of individuals, humanitarian agencies assisted **51.68%** move, **20.4%** self-organized their movements, and **0.48%** were moved by assistance through third-country nationalities.
- **80.8%** of the onward movement was from Wunthou/Joda in Renk, Upper Nile State, **17%** moved from Panakuch in Unity State, and **1.8%** moved from Kiir Adem in Unity State



Sudan Crisis response: Main Highlights



- As of 30 July, South Sudan has received 200,073 individuals at several (16) points of entry along the border with Sudan since 16 April 2023.
- More than 91% (182,534) of these arrivals are South Sudan returnees. The rest are refugees from at least 16 other different countries, including Sudan
- The Ministry of Health and World Health Organization country office coordinates all the humanitarian health responses for the returnees and refugees coming into South Sudan.
- Through health partners coordination, MoH and WHO were able to lobby for a partner, Lutheran World Federation, to transport 41 patients with chronic conditions to Juba under the People with Special Needs (PSN) project. Additional patients have been identified for referral to Juba this week.
- WHO has so far distributed 685 inter-agency emergency health kits (IEHKs) in 6 priority locations to support returnees and refugees, enough to benefit 217,950 individuals. Kits issued were mainly; IEHK, Pneumonia, Cholera Investigation & treatment Kits, SAM/MC kits, and field sample collection kits, and NCD kits. Other supplies include Snake Venom antisera & SARS COV-2 Ag RDTs
- To support WASH activities in health facilities, WHO distributed six handwashing stations and 18 segregation waste bins to Renk
- WHO and the Ministry of continue to conduct water quality testing in the transit center
- MoH and WHO deployed a qualified nurse in the Renk stabilization center to mentor staff on managing SAM cases with medical complication



- Inflows through the Wonthou (Joda) border continue averaging about 1,800 a day; approximately 136,000 individuals have crossed through the Wonthou/ Joda border, representing 75% of all fleeing the Sudan conflict.
- Health partners in Renk are overstretched by health needs. Total consultations increased from 4,751 last week to 5,733 this week, with Over 44,000 cumulative consultations conducted.
- Malaria remains the top cause of morbidity, with 96 (31%), followed by AWD 86 (28%). Only one measles case was reported as of 17 July
- Through health partner coordination, MoH and WHO were able to lobby for a partner, Lutheran World Federation, to transport 41 patients with chronic conditions to Juba under the People with Special Needs (PSN) project. Additional patients have been identified for referral to Juba this week.
- The incidence of dog bites of more than 15 people was reported on 18 July in Wedwil PHCU, in Aweil, where the refugee settlement is. Over 600 cases have so far been line listed.
- To support cluster coordination, WHO donated 30 chairs and four tables, which were handed to CHD to support partners' meetings with the CHD.



**OVERALL
CONCLUSIONS AND
RECOMMENDATIONS**



Conclusions

- In week 29, 2023, the IDSR reporting timeliness and completeness in the EWARN sites are below the target of 80%
- A total of 176 alerts were triggered in week 29, 2023, and most were for measles and
- Health response to be scaled up in Dajo, Longechuk county in Upper Nile state following the results of 45 samples confirming measles outbreak and malaria upsurge
- Measles scale-up response (reactive mop-up campaign) plan to be conducted in 23 prioritized counties as of July 2023
- As of 30 July, South Sudan has received 200 073 individuals at several (16) points of entry along the border with Sudan since 16 April 2023.

Recommendations



- Partners to continue supporting County Health Departments (CHD) & State Ministries of Health on timely IDSR/EWARN reporting and involve the boma health workers to support community-based surveillance
- Health facilities to conduct an initial investigation on suspected cases of epidemic-prone diseases and collect samples
- Continue with preparedness activities to strengthen surveillance at all levels including conducting after-action reviews and simulation exercises.
- Continue to support the multicluster response strategy in the reception sites for returnees/refugees' influx due to the Sudan crisis



IDSR timeliness & completeness performance at county level for week 29 and 28 of 2023 (1)

STATE	COUNTY	Implementing Partners	Total Number of Functional Health Facilities	No. of HF's Reported on Time in WK 29	Percentage of Timeliness in WK 29	No. of HF's Reported regardless of time in WK 29	Percentage of Completeness in WK 29	No. of HF's Reported regardless of time in WK 28	Percentage of Completeness in WK 28
Lakes	Rumbek North	Doctors with Africa (CUAMM)	7	7	100%	7	100%	7	100%
Lakes	Wulu	Doctors with Africa (CUAMM)	14	14	100%	14	100%	14	100%
Lakes	Awerial	Doctors with Africa (CUAMM), IMAWH	7	7	100%	7	100%	7	100%
Lakes	Yirol West	Doctors with Africa (CUAMM)	12	12	100%	12	100%	12	100%
Lakes	Yirol East	Doctors with Africa (CUAMM),LIVEWELL	11	11	100%	11	100%	11	100%
NBGZ	Aweil South	Malaria consortium	13	13	100%	13	100%	12	92%
NBGZ	Aweil North	IHO	20	20	100%	20	100%	20	100%
NBGZ	Aweil Centre	HN-TPO	13	13	100%	13	100%	13	100%
WBGZ	Wau	IOM,CARE,IMC,IRW	27	27	100%	27	100%	27	100%
CES	Kajo Keji	GOAL,Concern WW, SSHA,IMAWH,TRISS,MSF	26	26	100%	26	100%	26	100%
CES	Lainya	IMAWH	11	11	100%	11	100%	11	100%
CES	Yei	SSHA	18	18	100%	18	100%	18	100%
CES	Terekeka	IHO	13	13	100%	13	100%	13	100%
CES	Juba	CARE, SPEDP HL, IMC	50	49	98%	49	98%	49	98%
Lakes	Cueibet	Doctors with Africa (CUAMM)	15	14	93%	15	100%	15	100%
CES	Morobo	IMAWH	10	9	90%	9	90%	9	90%
Lakes	Rumbek Centre	Doctors with Africa (CUAMM), YCSS	23	20	87%	21	91%	23	100%
NBGZ	Aweil East	IRC	23	20	87%	20	87%	23	100%
NBGZ	Aweil West	Health NetTPO	20	17	85%	20	100%	17	85%
WBGZ	Raja	IHO	13	11	85%	11	85%	5	38%
Lakes	Rumbek East	Doctors with Africa (CUAMM)	23	19	83%	20	87%	23	100%
WBGZ	Jur River	MHA	40	33	83%	40	100%	32	80%

STATE	COUNTY	Implementing Partners	Total Number of Functional Health Facilities	No. of HF's Reported on Time in WK 29	Percentage of Timeliness in WK 29	No. of HF's Reported regardless of time in WK 29	Percentage of Completeness in WK 29	No. of HF's Reported regardless of time in WK 28	Percentage of Completeness in WK 28
WES	Tambura	WVI	26	26	100%	26	100%	26	100%
Unity	Guit	CASS	6	6	100%	6	100%	6	100%
WES	Nzara	WVI	21	21	100%	21	100%	21	100%
WES	Nagero	IHO,WVI,Rescue	11	11	100%	11	100%	11	100%
WES	Mundri West	SPEDP	11	11	100%	11	100%	11	100%
WES	Maridi	CMMB	25	25	100%	25	100%	25	100%
WES	lbba	WR, Amref-HA	11	11	100%	11	100%	11	100%
WES	Mundri East	CUAMM, CMMB	15	15	100%	15	100%	15	100%
WES	Yambio	WVI	22	22	100%	22	100%	22	100%
WES	Ezo	WVI	32	32	100%	32	100%	32	100%
WES	Mvolo	CUAMM	11	11	100%	11	100%	11	100%
RAA	Abiemnhom	CARE International	4	4	100%	4	100%	4	100%
RAA	Pariang	CARE International	12	12	100%	12	100%	12	100%
Unity	Rubkona	HFO,IOM, WR, CORDAID CASS,MSF-H,IRC	15	14	93%	15	100%	14	93%
Unity	Leer	IMC,Medair,HFO,MSF-H,CH	14	13	93%	14	100%	13	93%
Unity	Mayom	Samaritan purse	13	12	92%	12	92%	12	92%
Unity	Koch	IMC,CH	7	6	86%	6	86%	6	86%
Unity	Mayendit	CASS,IMC,SP,CH	16	11	69%	15	94%	15	94%
Unity	Panyijjar	IMC,CH	19	10	53%	10	53%	12	63%
AAA	Abyei	GOAL,SMC	17	4	24%	5	29%	5	29%

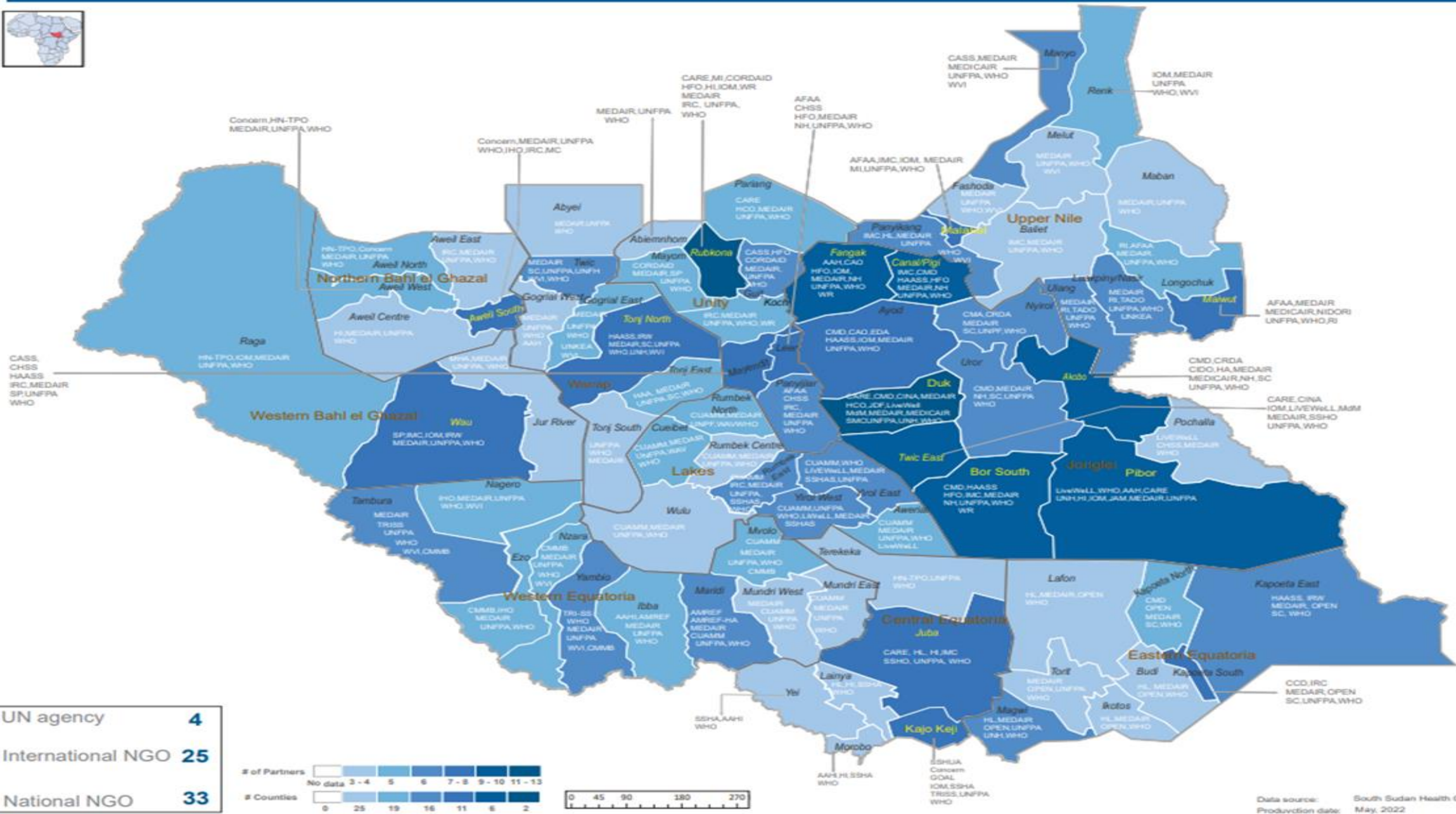


IDSR timeliness & completeness performance at county level for week 29 and 28 of 2023 (2)



STATE	COUNTY	Implementing Partners	Total Numer of Functional Health Facilities	No. of HF's Reported on Time in WK 29	Percentage of Timeliness in WK 29	No. of HF's Reported regardless of time in WK 29	Percentage of Completeness in WK 29	No. of HF's Reported regardless of time in WK 28	Percentage of Completeness in WK 28	STATE	COUNTY	Implementing Partners	Total Numer of Functional Health Facilities	No. of HF's Reported on Time in WK 29	Percentage of Timeliness in WK 29	No. of HF's Reported regardless of time in WK 29	Percentage of Completeness in WK 29	No. of HF's Reported regardless of time in WK 28	Percentage of Completeness in Wk 28
Jonglei	Ayod	CMA,MEDAIR	13	13	100%	13	100%	13	100%	Warrap	Tonj East	SCI, Amref-CCMF TADO	12	12	100%	12	100%	11	92%
EES	Torit	ORDAID, OPEN	11	11	100%	11	100%	10	91%	Warrap	Tonj North	HAASS,WVI, Amref-CCMF IRW	15	15	100%	15	100%	15	100%
EES	Kapoeta North	Amref-CCMF	10	10	100%	10	100%	0	0%	Warrap	Tonj South	Amref-CCMF	12	12	100%	12	100%	12	100%
GPAA	Pibor	ForAfrika, Medair	8	8	100%	8	100%	8	100%	Upper Nile	Baliet	IMC,CRES-Aid CONSERN, HL	5	5	100%	5	100%	5	100%
GPAA	Pochalla	ForAfrika	7	7	100%	7	100%	7	100%	Upper Nile	Fashoda	CORDAID	12	12	100%	12	100%	11	92%
Jonglei	Bor	Medicair CRSF, CARE LiveWellISS	19	18	95%	18	95%	18	95%	Warrap	Gogrial East	GOAL, UNKEA HFO	15	14	93%	14	93%	11	73%
EES	Kapoeta South	Amref-CCMF	9	8	89%	8	89%	9	100%	Upper Nile	Renk	WVI	13	12	92%	12	92%	11	85%
EES	Lopa Lafon	HLSS	15	13	87%	13	87%	15	100%	Upper Nile	Maban	RI	19	17	89%	17	89%	15	79%
EES	Kapoeta East	IRW, Amref-CCF	7	6	86%	7	100%	6	86%	Upper Nile	Luakpiny Nasir	UNKEA RI	10	8	80%	8	80%	8	80%
Jonglei	Duk	MdMS, CARE, SMC,Medicair,	13	11	85%	11	85%	11	85%	Upper Nile	Akoka	IMC	5	4	80%	4	80%	4	80%
EES	Magwi	HLSS	19	14	74%	19	100%	18	95%	Warrap	Gogrial West	GOAL	31	22	71%	25	81%	24	77%
EES	Budi	HLSS	17	12	71%	13	76%	2	12%	Warrap	Twic	GOAL	28	16	57%	27	96%	25	89%
EES	Ikotos	HLSS	19	13	68%	14	74%	13	68%	Upper Nile	Makal	IOM, IMC,MSF-E	9	5	56%	5	56%	6	67%
Jonglei	Fangak	Medair, WR, HFO AAH,CMD,IOM,MSF	22	14	64%	14	64%	17	77%	Upper Nile	Panyikang	CRES-Aid, HL	2	1	50%	1	50%	1	50%
Jonglei	Nyirrol	CMA	2	1	50%	1	50%	1	50%	Upper Nile	Maiwut	NIDO	11	4	36%	9	82%	5	45%
Jonglei	Canal Pigi	IMC, CRESA	13	5	38%	5	38%	7	54%	Upper Nile	Melut	WVI	9	1	11%	1	11%	0	0%
Jonglei	Akobo	CIDO,MEDICAIR,SCI	15	2	13%	6	40%	11	73%	Upper Nile	Longechuk	NIDO	15	1	7%	9	60%	6	40%
Jonglei	Uror	CMA,MEDICAIR	8	1	13%	1	13%	6	75%	Upper Nile	Manyo	CORDAID,CASS, SPEDP	15	0	0%	4	27%	14	93%
Jonglei	Twic East	IOM,CARE,SMC	9	0	0%	0	0%	0	0%	Upper Nile	Ulang	GOAL, UNKEA, RI MSF-E	9	0	0%	0	0%	4	44%

South Sudan Health Cluster HRP Partners 2022



Thanks to the State Surveillance Officers, County Surveillance Officers and Health Facility in-charges for sharing the weekly IDSR data

Thanks to all partners for supporting IDSR weekly reporting and sharing the line lists

To access the IDSR bulletins for 2022 use the link below:

<https://www.afro.who.int/publications/south-sudan-weekly-disease-surveillance-bulletin-2023>

This bulletin is produced by the Ministry of Health with Technical support from WHO

For more help and support, please contact:

Dr Joseph Lasu Hickson
Director, Emergency Preparedness and Response
Ministry of Health
Republic of South Sudan
Telephone: +211921395440
Email: josh2013.lasu@gmail.com

Dr. John Rumunu
Director General Preventive Health Services
Ministry of Health
Republic of South Sudan
Telephone: +211924767490
Email: ori.moiga@gmail.com

IDSR Bulletin Editorial Team

- 1.Mr. Ajak Ater, MoH - Email: ajakater014@gmail.com
- 2.Ms. Sheila Baya, WHO- Email: bayas@who.int
- 3.Mr. Robert Lasu Martin, WHO -Email: lasur@who.int
- 4.Ms. Rose Dagama , WHO - Email: dagamaa@who.int
- 5.Dr. Abraham Adut, WHO- Email: abenegoa@who.int
- 6.Dr. Tony Wurda, WHO-Email wurdatt@who.int
- 7.Mr. Korsuk Scopas. WHO-Email lonykk@who.int
- 8.Dr. Mukeshkumar Prajapati, WHO-Emai prajapatim@who.int
- 9.Dr Aggrey Bategereza, WHO -Email bategerezaa@who.int

Notes

WHO and the Ministry of Health gratefully acknowledge the surveillance officers [at state, county, and health facility levels], health cluster and health pooled fund (HPF) partners who have reported the data used in this bulletin. We would also like to thank ECHO, USAID and World Bank for providing financial support.

The data has been collected with support from the EWARS project. This is an initiative to strengthen early warning, alert and response in emergencies. It includes an online, desktop and mobile application that can be rapidly configured and deployed in the field. It is designed with frontline users in mind, and built to work in difficult and remote operating environments. This bulletin has been automatically published from the EWARS application.

More information can be found at <http://ewars-project.org>

